

Appendix C: Test Results of Wi-Fi operation for U-NII-3 Band

APPENDIX C: TEST RESULTS OF WI-FI OPERATION FOR U-NII-3 BAND	1
APPENDIX C.1: TEST RESULTS OF CONDUCTED POWER SPECTRAL DENSITY	2
<i>Wi-Fi 802.11 a mode</i>	2
<i>Wi-Fi 802.11 n(HT20) mode</i>	5
APPENDIX C.2: TEST RESULTS OF 6DB BANDWIDTH.....	8
<i>Wi-Fi 802.11 a mode</i>	8
<i>Wi-Fi 802.11 n(HT20) mode</i>	11
APPENDIX C.3: TEST RESULTS OF 99% BANDWIDTH.....	14
<i>Wi-Fi 802.11 a mode</i>	14
<i>Wi-Fi 802.11 n(HT20) mode</i>	17
APPENDIX C.4: TEST RESULTS OF RADIATED SPURIOUS EMISSIONS.....	20
<i>Wi-Fi 802.11 a mode</i>	20
<i>Wi-Fi 802.11 n(HT20) mode</i>	34
APPENDIX C.5: TEST RESULTS OF RADIATED EMISSIONS IN RESTRICTED BANDS	46
<i>Wi-Fi 802.11 a mode</i>	46
<i>Wi-Fi 802.11 n(HT20) mode</i>	50
APPENDIX C.6: TEST RESULTS OF CONDUCTED EMISSION ON AC MAINS.....	54
<i>Wi-Fi 802.11 a/n connecting mode</i>	54

Appendix C.1: Test Results of Conducted Power Spectral Density

Wi-Fi 802.11 a mode

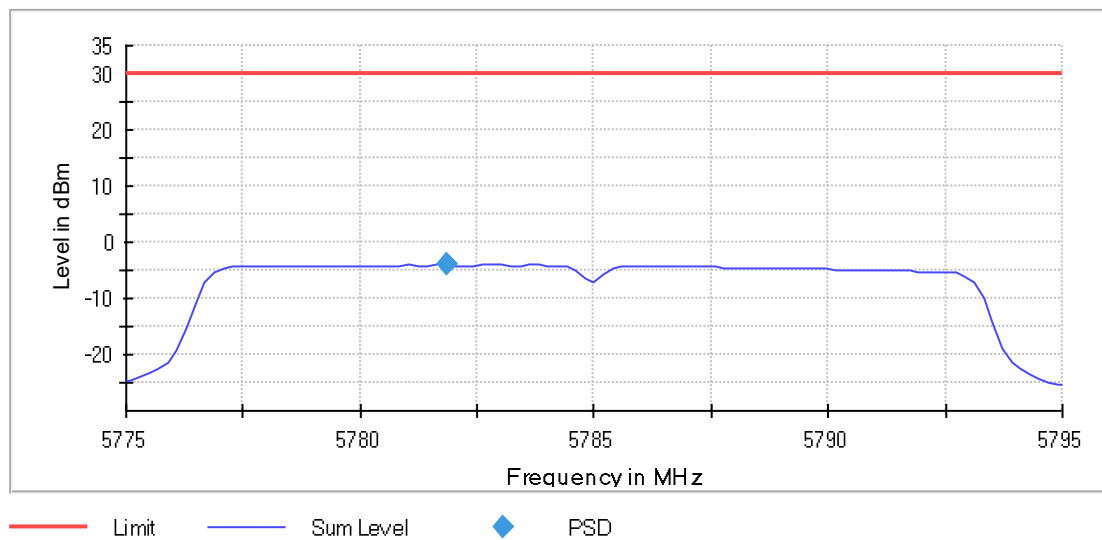
Result

DUT Frequency (MHz)	Frequency (MHz)	PSD (dBm)	Limit Max (dBm)	Result
5785.000000	5781.831683	-4.093	30.0	PASS

Ports

Port	State
1	used

Power Spectral Density



PSD Connector 1

Measurement

Setting	Instrument Value	Target Value
Start Frequency	5.77500 GHz	5.77500 GHz
Stop Frequency	5.79500 GHz	5.79500 GHz
Span	20.000 MHz	20.000 MHz
RBW	500.000 kHz	<= 500.000 kHz
VBW	2.000 MHz	>= 1.500 MHz
SweepPoints	101	~ 80
Sweptime	505.000 ms	505.000 ms
Reference Level	0.000 dBm	0.000 dBm
Attenuation	20.000 dB	AUTO
Detector	RMS	RMS
SweepCount	119	119
Filter	3 dB	3 dB
Trace Mode	Max Hold	Max Hold
SweepType	Sweep	AUTO
Preamp	off	off
Stablemode	Trace	Trace
Stablevalue	0.30 dB	0.30 dB
Run	4 / max. 15	max. 15
Stable	3 / 3	3
Max Stable Difference	0.00 dB	0.30 dB

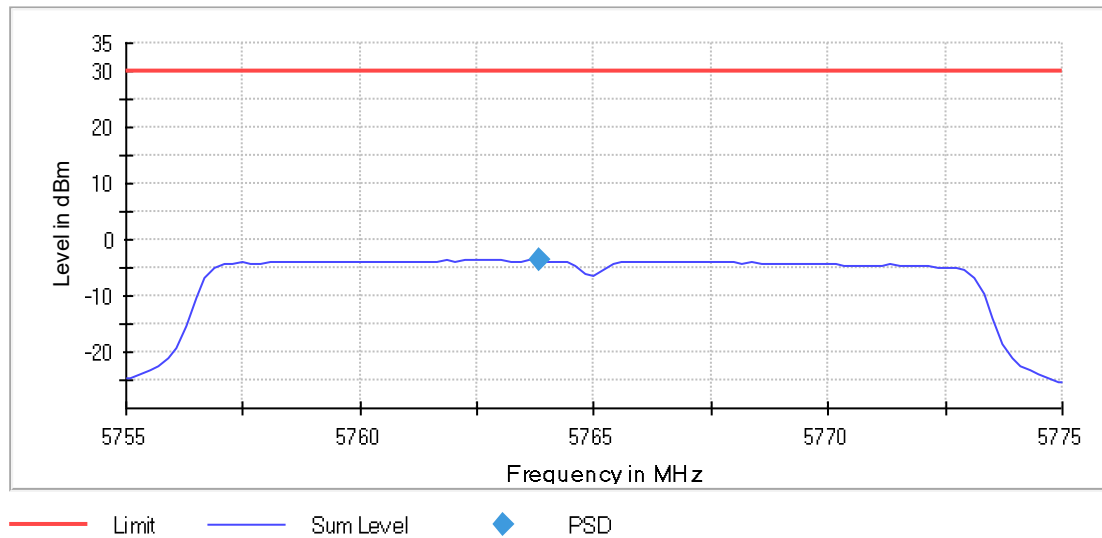
Result

DUT Frequency (MHz)	Frequency (MHz)	PSD (dBm)	Limit Max (dBm)	Result
5765.000000	5763.811881	-3.670	30.0	PASS

Ports

Port	State
1	used

Power Spectral Density



PSD Connector 1

Measurement

Setting	Instrument Value	Target Value
Start Frequency	5.75500 GHz	5.75500 GHz
Stop Frequency	5.77500 GHz	5.77500 GHz
Span	20.000 MHz	20.000 MHz
RBW	500.000 kHz	<= 500.000 kHz
VBW	2.000 MHz	>= 1.500 MHz
SweepPoints	101	~ 80
SweepTime	505.000 ms	505.000 ms
Reference Level	0.000 dBm	0.000 dBm
Attenuation	20.000 dB	AUTO
Detector	RMS	RMS
SweepCount	119	119
Filter	3 dB	3 dB
Trace Mode	Max Hold	Max Hold
Sweeptype	Sweep	AUTO
Preamp	off	off
Stablemode	Trace	Trace
Stablevalue	0.30 dB	0.30 dB
Run	4 / max. 15	max. 15
Stable	3 / 3	3
Max Stable Difference	0.00 dB	0.30 dB

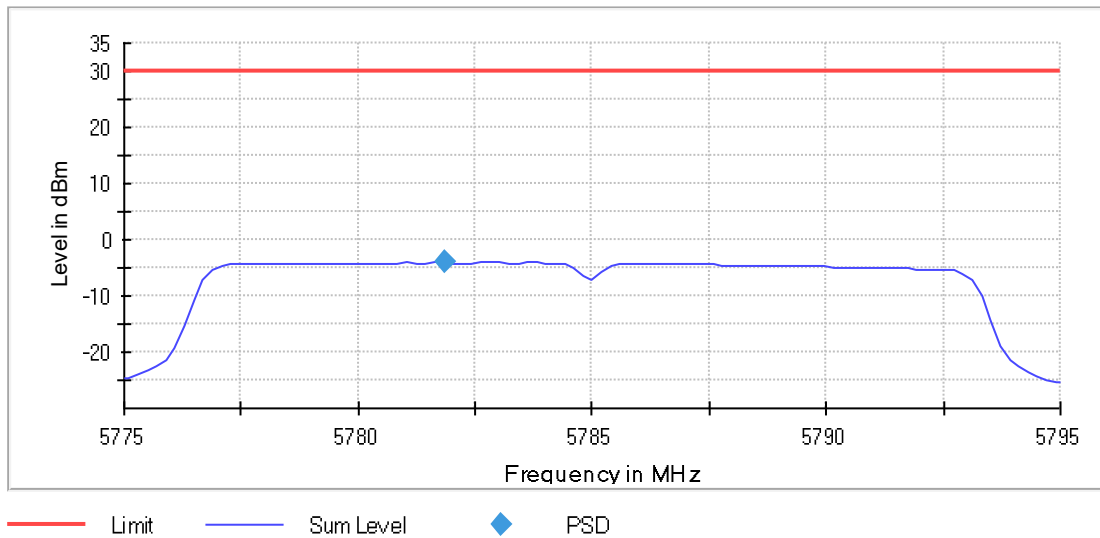
Result

DUT Frequency (MHz)	Frequency (MHz)	PSD (dBm)	Limit Max (dBm)	Result
5785.000000	5781.831683	-4.093	30.0	PASS

Ports

Port	State
1	used

Power Spectral Density



PSD Connector 1

Measurement

Setting	Instrument Value	Target Value
Start Frequency	5.77500 GHz	5.77500 GHz
Stop Frequency	5.79500 GHz	5.79500 GHz
Span	20.000 MHz	20.000 MHz
RBW	500.000 kHz	<= 500.000 kHz
VBW	2.000 MHz	>= 1.500 MHz
SweepPoints	101	~ 80
SweepTime	505.000 ms	505.000 ms
Reference Level	0.000 dBm	0.000 dBm
Attenuation	20.000 dB	AUTO
Detector	RMS	RMS
SweepCount	119	119
Filter	3 dB	3 dB
Trace Mode	Max Hold	Max Hold
Sweeptype	Sweep	AUTO
Preamp	off	off
Stablemode	Trace	Trace
Stablevalue	0.30 dB	0.30 dB
Run	4 / max. 15	max. 15
Stable	3 / 3	3
Max Stable Difference	0.00 dB	0.30 dB

Produkte
 Products

Wi-Fi 802.11 n(HT20) mode

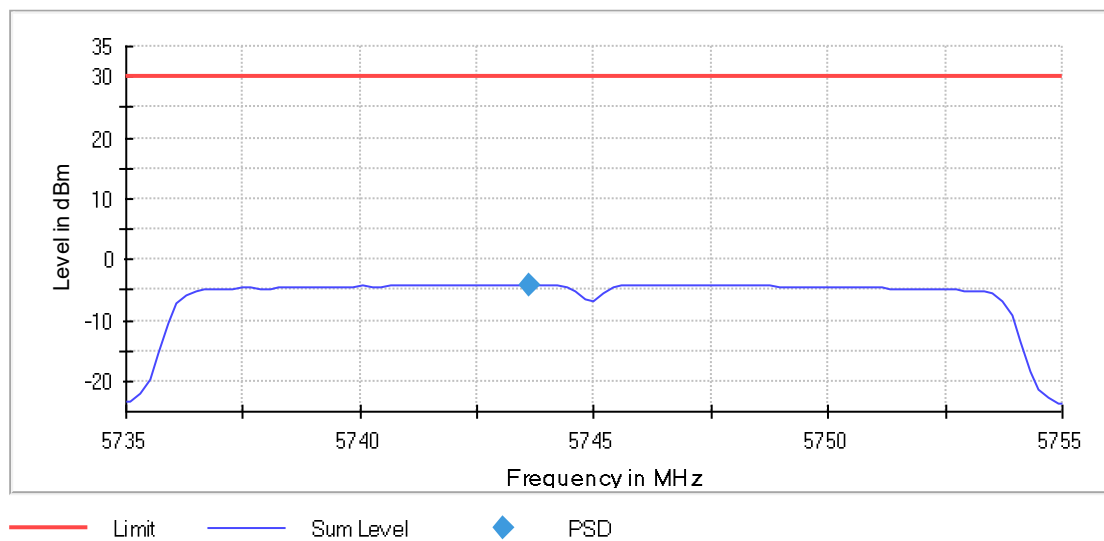
Result

DUT Frequency (MHz)	Frequency (MHz)	PSD (dBm)	Limit Max (dBm)	Result
5745.000000	5743.613861	-4.115	30.0	PASS

Ports

Port	State
1	used

Power Spectral Density



PSD Connector 1

Measurement

Setting	Instrument Value	Target Value
Start Frequency	5.73500 GHz	5.73500 GHz
Stop Frequency	5.75500 GHz	5.75500 GHz
Span	20.000 MHz	20.000 MHz
RBW	500.000 kHz	<= 500.000 kHz
VBW	2.000 MHz	>= 1.500 MHz
SweepPoints	101	~ 80
Sweeptime	505.000 ms	505.000 ms
Reference Level	0.000 dBm	0.000 dBm
Attenuation	20.000 dB	AUTO
Detector	RMS	RMS
SweepCount	119	119
Filter	3 dB	3 dB
Trace Mode	Max Hold	Max Hold
Sweeptype	Sweep	AUTO
Preamp	off	off
Stablemode	Trace	Trace
Stablevalue	0.30 dB	0.30 dB
Run	4 / max. 15	max. 15
Stable	3 / 3	3
Max Stable Difference	0.00 dB	0.30 dB

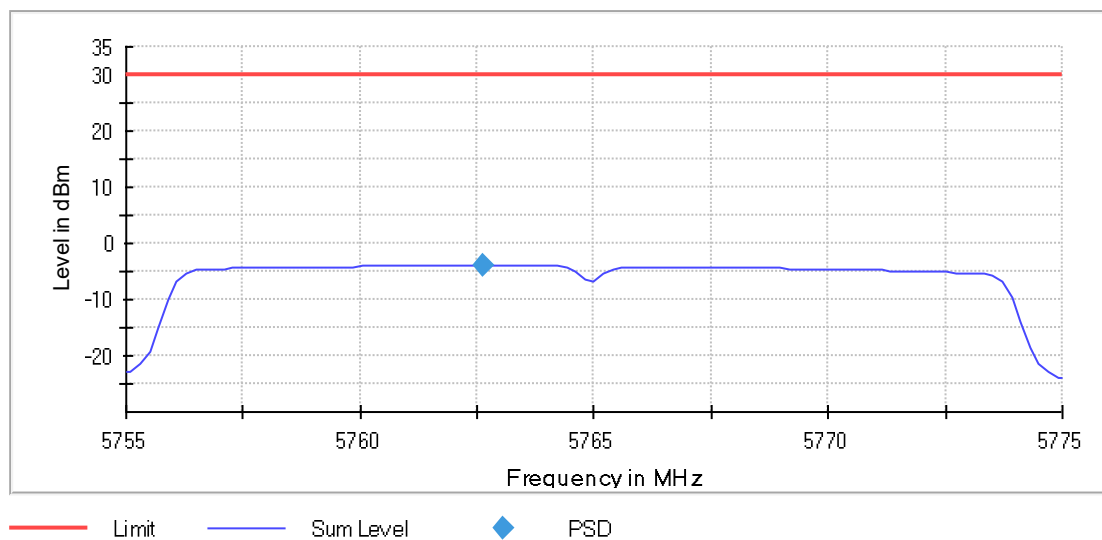
Result

DUT Frequency (MHz)	Frequency (MHz)	PSD (dBm)	Limit Max (dBm)	Result
5765.000000	5762.623762	-3.959	30.0	PASS

Ports

Port	State
1	used

Power Spectral Density



PSD Connector 1

Measurement

Setting	Instrument Value	Target Value
Start Frequency	5.75500 GHz	5.75500 GHz
Stop Frequency	5.77500 GHz	5.77500 GHz
Span	20.000 MHz	20.000 MHz
RBW	500.000 kHz	<= 500.000 kHz
VBW	2.000 MHz	>= 1.500 MHz
SweepPoints	101	~ 80
Sweptime	505.000 ms	505.000 ms
Reference Level	0.000 dBm	0.000 dBm
Attenuation	20.000 dB	AUTO
Detector	RMS	RMS
SweepCount	119	119
Filter	3 dB	3 dB
Trace Mode	Max Hold	Max Hold
Sweeptype	Sweep	AUTO
Preamp	off	off
Stablemode	Trace	Trace
Stablevalue	0.30 dB	0.30 dB
Run	4 / max. 15	max. 15
Stable	3 / 3	3
Max Stable Difference	0.00 dB	0.30 dB

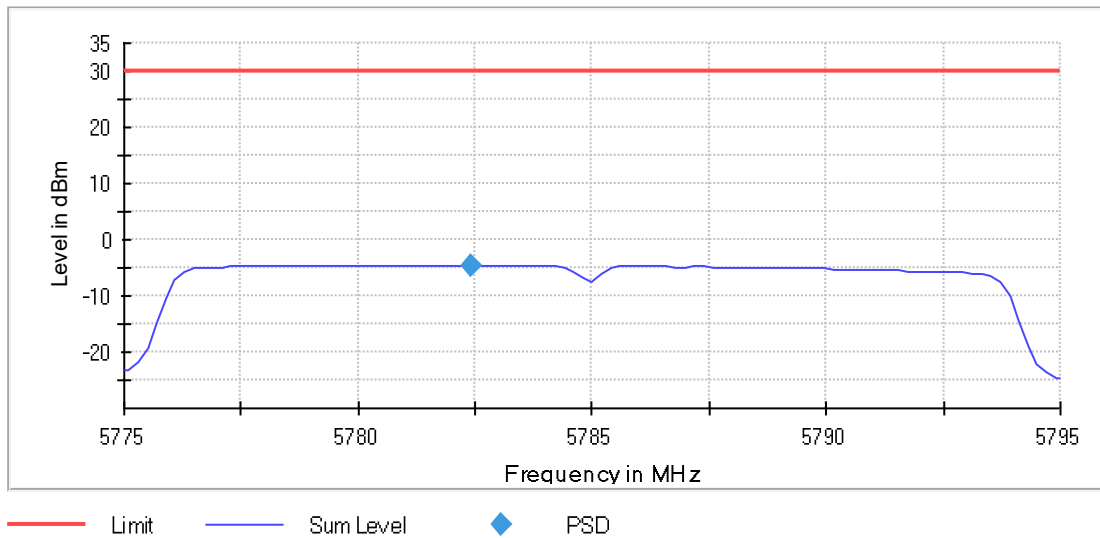
Result

DUT Frequency (MHz)	Frequency (MHz)	PSD (dBm)	Limit Max (dBm)	Result
5785.000000	5782.425743	-4.473	30.0	PASS

Ports

Port	State
1	used

Power Spectral Density



PSD Connector 1

Measurement

Setting	Instrument Value	Target Value
Start Frequency	5.77500 GHz	5.77500 GHz
Stop Frequency	5.79500 GHz	5.79500 GHz
Span	20.000 MHz	20.000 MHz
RBW	500.000 kHz	<= 500.000 kHz
VBW	2.000 MHz	>= 1.500 MHz
SweepPoints	101	~ 80
Sweeptime	505.000 ms	505.000 ms
Reference Level	0.000 dBm	0.000 dBm
Attenuation	20.000 dB	AUTO
Detector	RMS	RMS
SweepCount	119	119
Filter	3 dB	3 dB
Trace Mode	Max Hold	Max Hold
Sweeptype	Sweep	AUTO
Preamp	off	off
Stablemode	Trace	Trace
Stablevalue	0.30 dB	0.30 dB
Run	4 / max. 15	max. 15
Stable	3 / 3	3
Max Stable Difference	0.00 dB	0.30 dB

Appendix C.2: Test Results of 6dB Bandwidth

Wi-Fi 802.11 a mode

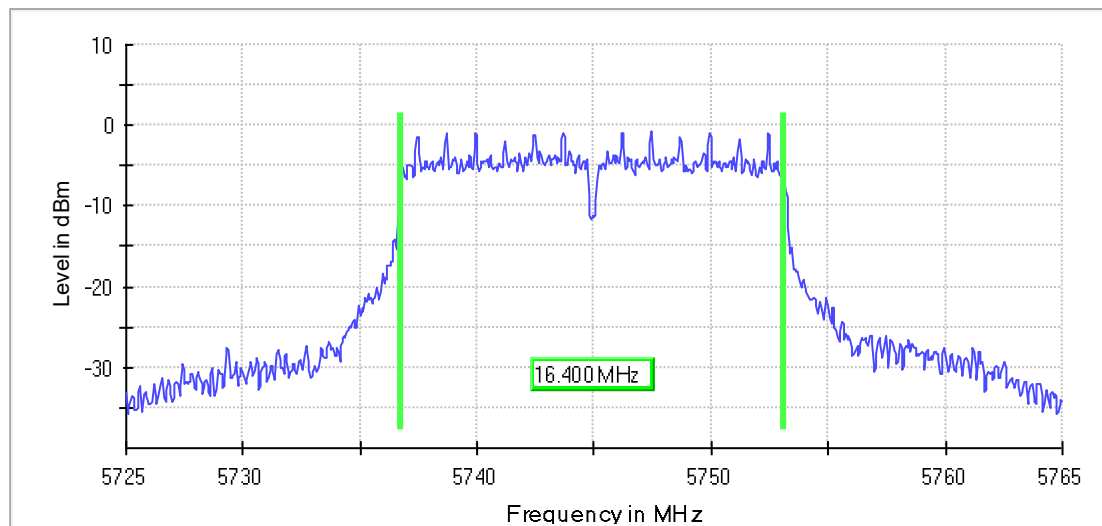
6 dB Bandwidth

DUT Frequency (MHz)	Bandwidth (MHz)	Limit Min (MHz)	Limit Max (MHz)	Band Edge Left (MHz)	Band Edge Right (MHz)
5745.000000	16.400000	0.500000	---	5736.725000	5753.125000

(continuation of the "6 dB Bandwidth" table from column 6 ...)

DUT Frequency (MHz)	Max Level (dBm)	Result
5745.000000	-0.6	PASS

6 dB Bandwidth



Bandwidth

Measurement

Setting	Instrument Value	Target Value
Start Frequency	5.72500 GHz	5.72500 GHz
Stop Frequency	5.76500 GHz	5.76500 GHz
Span	40.000 MHz	40.000 MHz
RBW	100.000 kHz	~ 100.000 kHz
VBW	300.000 kHz	~ 300.000 kHz
SweepPoints	800	~ 800
Sweeptime	94.922 µs	AUTO
Reference Level	0.000 dBm	0.000 dBm
Attenuation	20.000 dB	AUTO
Detector	MaxPeak	MaxPeak
SweepCount	200	200
Filter	3 dB	3 dB
Trace Mode	Max Hold	Max Hold
SweepType	FFT	AUTO
Preamp	off	off
Stablemode	Trace	Trace
Stablevalue	0.30 dB	0.30 dB
Run	33 / max. 150	max. 150
Stable	5 / 5	5
Max Stable Difference	0.10 dB	0.30 dB

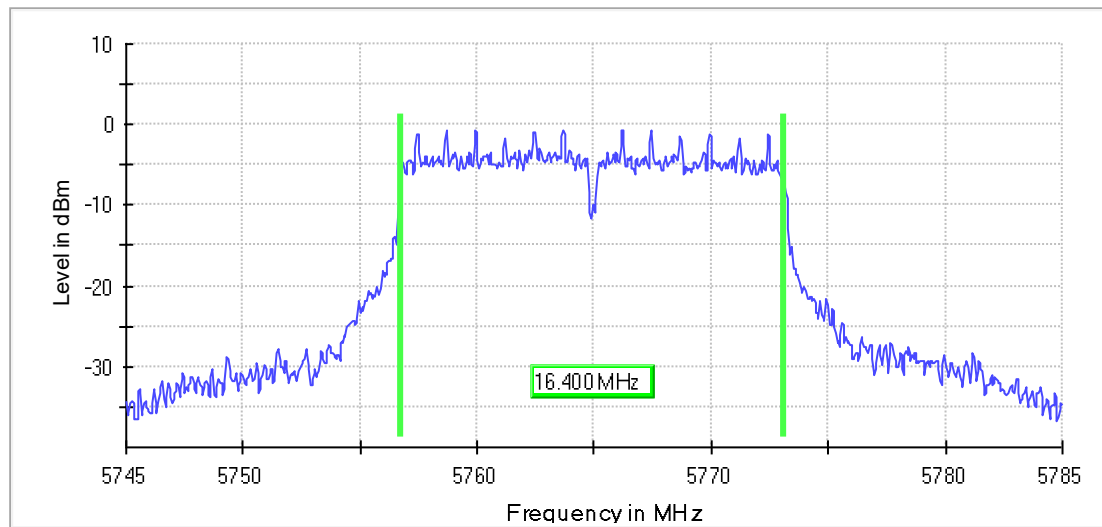
6 dB Bandwidth

DUT Frequency (MHz)	Bandwidth (MHz)	Limit Min (MHz)	Limit Max (MHz)	Band Edge Left (MHz)	Band Edge Right (MHz)
5765.000000	16.400000	0.500000	---	5756.725000	5773.125000

(continuation of the "6 dB Bandwidth" table from column 6 ...)

DUT Frequency (MHz)	Max Level (dBm)	Result
5765.000000	-0.6	PASS

6 dB Bandwidth



Bandwidth

Measurement

Setting	Instrument Value	Target Value
Start Frequency	5.74500 GHz	5.74500 GHz
Stop Frequency	5.78500 GHz	5.78500 GHz
Span	40.000 MHz	40.000 MHz
RBW	100.000 kHz	~ 100.000 kHz
VBW	300.000 kHz	~ 300.000 kHz
SweepPoints	800	~ 800
Sweeptime	94.922 µs	AUTO
Reference Level	0.000 dBm	0.000 dBm
Attenuation	20.000 dB	AUTO
Detector	MaxPeak	MaxPeak
SweepCount	200	200
Filter	3 dB	3 dB
Trace Mode	Max Hold	Max Hold
SweepType	FFT	AUTO
Preamp	off	off
Stablemode	Trace	Trace
Stablevalue	0.30 dB	0.30 dB
Run	18 / max. 150	max. 150
Stable	5 / 5	5
Max Stable Difference	0.23 dB	0.30 dB

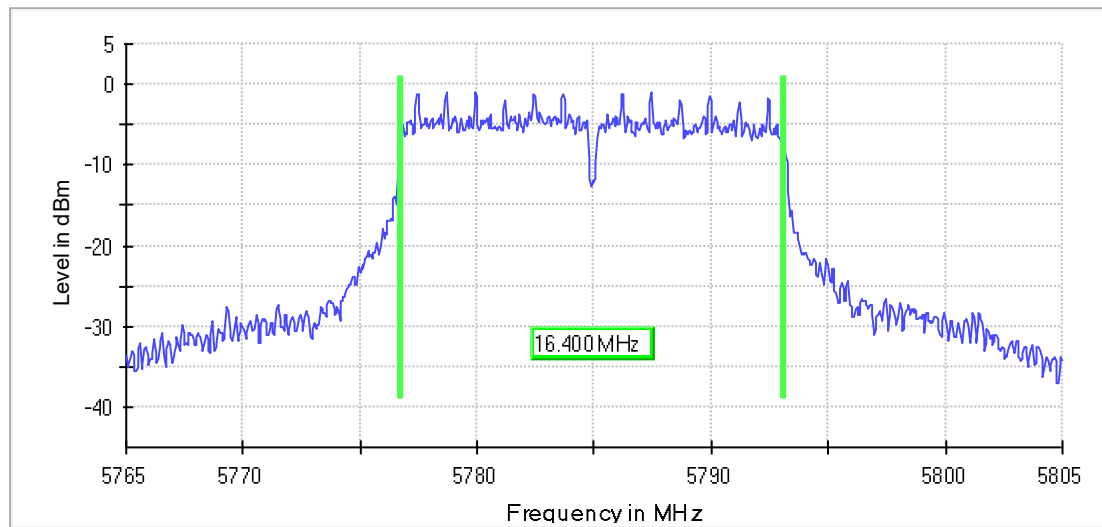
6 dB Bandwidth

DUT Frequency (MHz)	Bandwidth (MHz)	Limit Min (MHz)	Limit Max (MHz)	Band Edge Left (MHz)	Band Edge Right (MHz)
5785.000000	16.400000	0.500000	---	5776.725000	5793.125000

(continuation of the "6 dB Bandwidth" table from column 6 ...)

DUT Frequency (MHz)	Max Level (dBm)	Result
5785.000000	-0.9	PASS

6 dB Bandwidth



Bandwidth

Measurement

Setting	Instrument Value	Target Value
Start Frequency	5.76500 GHz	5.76500 GHz
Stop Frequency	5.80500 GHz	5.80500 GHz
Span	40.000 MHz	40.000 MHz
RBW	100.000 kHz	~ 100.000 kHz
VBW	300.000 kHz	~ 300.000 kHz
SweepPoints	800	~ 800
Sweeptime	94.922 µs	AUTO
Reference Level	0.000 dBm	0.000 dBm
Attenuation	20.000 dB	AUTO
Detector	MaxPeak	MaxPeak
SweepCount	200	200
Filter	3 dB	3 dB
Trace Mode	Max Hold	Max Hold
SweepType	FFT	AUTO
Preamp	off	off
Stablemode	Trace	Trace
Stablevalue	0.30 dB	0.30 dB
Run	27 / max. 150	max. 150
Stable	5 / 5	5
Max Stable Difference	0.10 dB	0.30 dB

Wi-Fi 802.11 n(HT20) mode

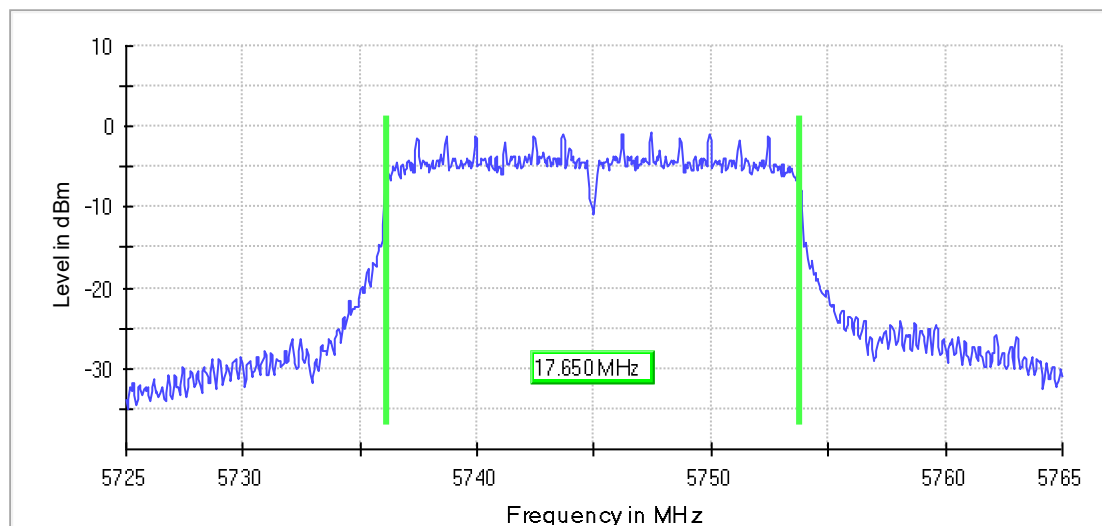
6 dB Bandwidth

DUT Frequency (MHz)	Bandwidth (MHz)	Limit Min (MHz)	Limit Max (MHz)	Band Edge Left (MHz)	Band Edge Right (MHz)
5745.000000	17.650000	0.500000	---	5736.125000	5753.775000

(continuation of the "6 dB Bandwidth" table from column 6 ...)

DUT Frequency (MHz)	Max Level (dBm)	Result
5745.000000	-0.7	PASS

6 dB Bandwidth



Bandwidth

Measurement

Setting	Instrument Value	Target Value
Start Frequency	5.72500 GHz	5.72500 GHz
Stop Frequency	5.76500 GHz	5.76500 GHz
Span	40.000 MHz	40.000 MHz
RBW	100.000 kHz	~ 100.000 kHz
VBW	300.000 kHz	~ 300.000 kHz
SweepPoints	800	~ 800
Sweeptime	94.922 µs	AUTO
Reference Level	0.000 dBm	0.000 dBm
Attenuation	20.000 dB	AUTO
Detector	MaxPeak	MaxPeak
SweepCount	200	200
Filter	3 dB	3 dB
Trace Mode	Max Hold	Max Hold
Sweeptype	FFT	AUTO
Preamp	off	off
Stablemode	Trace	Trace
Stablevalue	0.30 dB	0.30 dB
Run	64 / max. 150	max. 150
Stable	5 / 5	5
Max Stable Difference	0.28 dB	0.30 dB

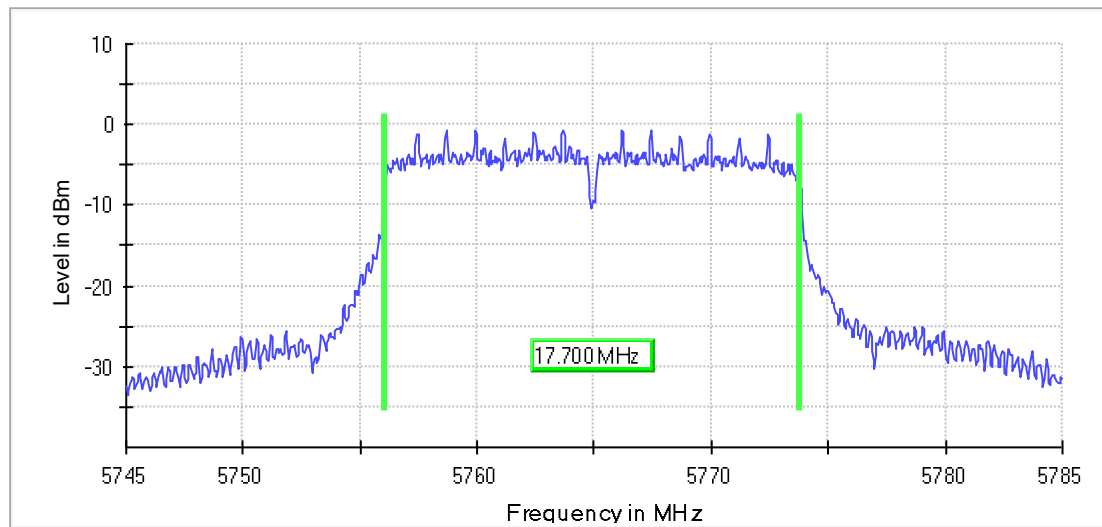
6 dB Bandwidth

DUT Frequency (MHz)	Bandwidth (MHz)	Limit Min (MHz)	Limit Max (MHz)	Band Edge Left (MHz)	Band Edge Right (MHz)
5765.000000	17.700000	0.500000	---	5756.075000	5773.775000

(continuation of the "6 dB Bandwidth" table from column 6 ...)

DUT Frequency (MHz)	Max Level (dBm)	Result
5765.000000	-0.6	PASS

6 dB Bandwidth



Bandwidth

Measurement

Setting	Instrument Value	Target Value
Start Frequency	5.74500 GHz	5.74500 GHz
Stop Frequency	5.78500 GHz	5.78500 GHz
Span	40.000 MHz	40.000 MHz
RBW	100.000 kHz	~ 100.000 kHz
VBW	300.000 kHz	~ 300.000 kHz
SweepPoints	800	~ 800
Sweeptime	94.922 μ s	AUTO
Reference Level	0.000 dBm	0.000 dBm
Attenuation	20.000 dB	AUTO
Detector	MaxPeak	MaxPeak
SweepCount	200	200
Filter	3 dB	3 dB
Trace Mode	Max Hold	Max Hold
SweepType	FFT	AUTO
Preamp	off	off
Stablemode	Trace	Trace
Stablevalue	0.30 dB	0.30 dB
Run	85 / max. 150	max. 150
Stable	5 / 5	5
Max Stable Difference	0.09 dB	0.30 dB

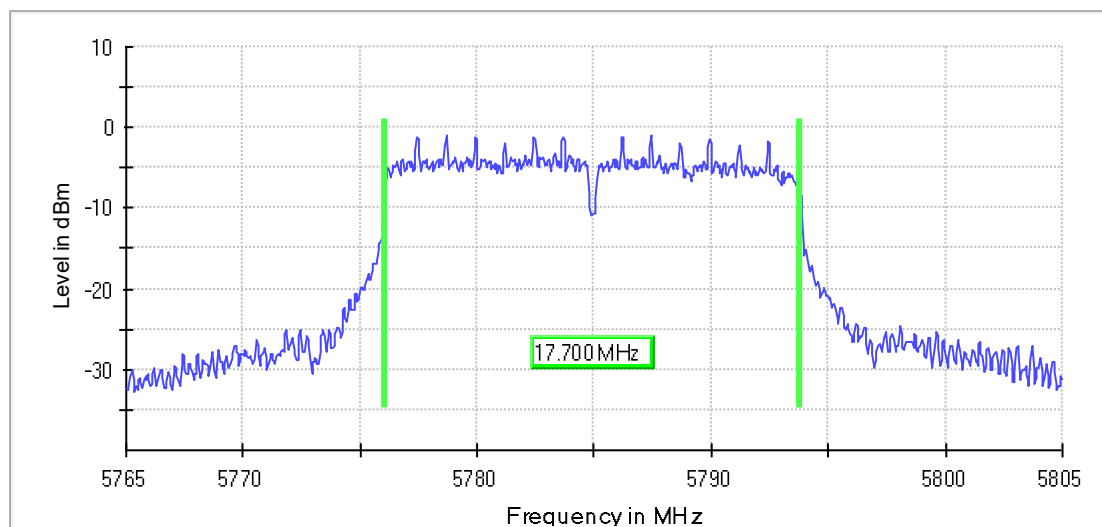
6 dB Bandwidth

DUT Frequency (MHz)	Bandwidth (MHz)	Limit Min (MHz)	Limit Max (MHz)	Band Edge Left (MHz)	Band Edge Right (MHz)
5785.000000	17.700000	0.500000	---	5776.075000	5793.775000

(continuation of the "6 dB Bandwidth" table from column 6 ...)

DUT Frequency (MHz)	Max Level (dBm)	Result
5785.000000	-1.0	PASS

6 dB Bandwidth



Bandwidth

Measurement

Setting	Instrument Value	Target Value
Start Frequency	5.76500 GHz	5.76500 GHz
Stop Frequency	5.80500 GHz	5.80500 GHz
Span	40.000 MHz	40.000 MHz
RBW	100.000 kHz	~ 100.000 kHz
VBW	300.000 kHz	~ 300.000 kHz
SweepPoints	800	~ 800
Sweeptime	94.922 µs	AUTO
Reference Level	0.000 dBm	0.000 dBm
Attenuation	20.000 dB	AUTO
Detector	MaxPeak	MaxPeak
SweepCount	200	200
Filter	3 dB	3 dB
Trace Mode	Max Hold	Max Hold
Sweeptype	FFT	AUTO
Preamp	off	off
Stablemode	Trace	Trace
Stablevalue	0.30 dB	0.30 dB
Run	100 / max. 150	max. 150
Stable	5 / 5	5
Max Stable Difference	0.02 dB	0.30 dB

Appendix C.3: Test Results of 99% Bandwidth

Wi-Fi 802.11 a mode

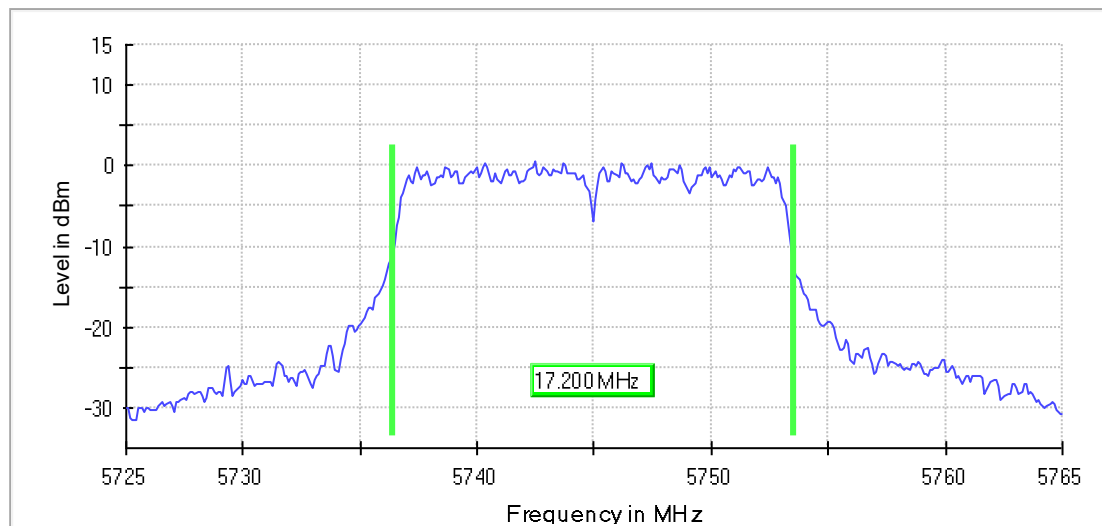
99 % Bandwidth

DUT Frequency (MHz)	Bandwidth (MHz)	Limit Min (MHz)	Limit Max (MHz)	Band Edge Left (MHz)	Band Edge Right (MHz)
5745.000000	17.200000	---	---	5736.350000	5753.550000

(continuation of the "99 % Bandwidth" table from column 6 ...)

DUT Frequency (MHz)	Result
5745.000000	PASS

99 % Bandwidth



Bandwidth

Measurement

Setting	Instrument Value	Target Value
Start Frequency	5.72500 GHz	5.72500 GHz
Stop Frequency	5.76500 GHz	5.76500 GHz
Span	40.000 MHz	40.000 MHz
RBW	200.000 kHz	>= 200.000 kHz
VBW	1.000 MHz	>= 600.000 kHz
SweepPoints	400	~ 400
Sweeptime	47.266 µs	AUTO
Reference Level	0.000 dBm	0.000 dBm
Attenuation	20.000 dB	AUTO
Detector	MaxPeak	MaxPeak
SweepCount	200	200
Filter	3 dB	3 dB
Trace Mode	Max Hold	Max Hold
Sweeptype	FFT	AUTO
Preamp	off	off
Stablemode	Trace	Trace
Stablevalue	0.30 dB	0.30 dB
Run	16 / max. 150	max. 150
Stable	5 / 5	5
Max Stable Difference	0.17 dB	0.30 dB

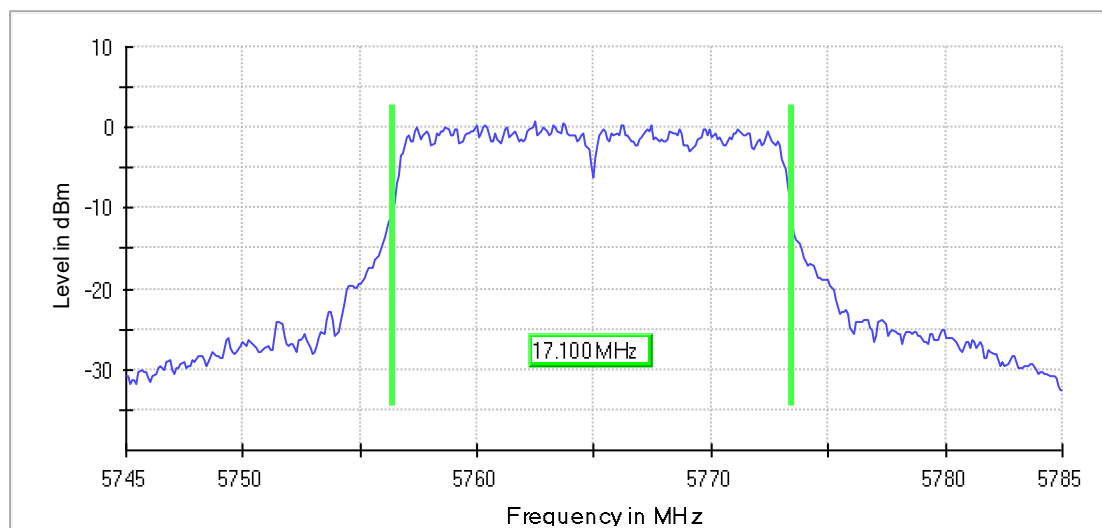
99 % Bandwidth

DUT Frequency (MHz)	Bandwidth (MHz)	Limit Min (MHz)	Limit Max (MHz)	Band Edge Left (MHz)	Band Edge Right (MHz)
5765.000000	17.100000	---	---	5756.350000	5773.450000

(continuation of the "99 % Bandwidth" table from column 6 ...)

DUT Frequency (MHz)	Result
5765.000000	PASS

99 % Bandwidth



Bandwidth

Measurement

Setting	Instrument Value	Target Value
Start Frequency	5.74500 GHz	5.74500 GHz
Stop Frequency	5.78500 GHz	5.78500 GHz
Span	40.000 MHz	40.000 MHz
RBW	200.000 kHz	>= 200.000 kHz
VBW	1.000 MHz	>= 600.000 kHz
SweepPoints	400	~ 400
Sweeptime	47.266 µs	AUTO
Reference Level	0.000 dBm	0.000 dBm
Attenuation	20.000 dB	AUTO
Detector	MaxPeak	MaxPeak
SweepCount	200	200
Filter	3 dB	3 dB
Trace Mode	Max Hold	Max Hold
SweepType	FFT	AUTO
Preamp	off	off
Stablemode	Trace	Trace
Stablevalue	0.30 dB	0.30 dB
Run	23 / max. 150	max. 150
Stable	5 / 5	5
Max Stable Difference	0.24 dB	0.30 dB

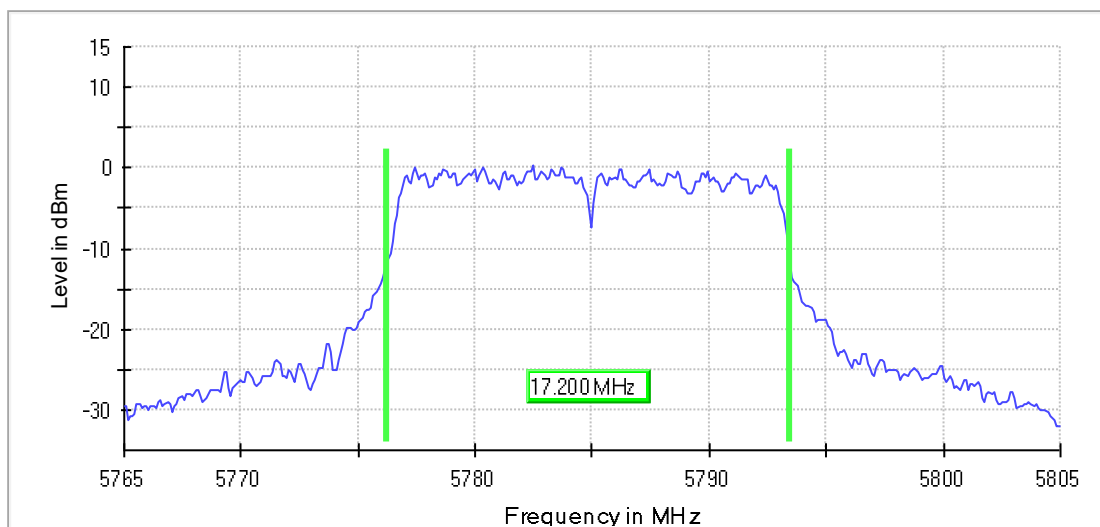
99 % Bandwidth

DUT Frequency (MHz)	Bandwidth (MHz)	Limit Min (MHz)	Limit Max (MHz)	Band Edge Left (MHz)	Band Edge Right (MHz)
5785.000000	17.200000	---	---	5776.250000	5793.450000

(continuation of the "99 % Bandwidth" table from column 6 ...)

DUT Frequency (MHz)	Result
5785.000000	PASS

99 % Bandwidth



Bandwidth

Measurement

Setting	Instrument Value	Target Value
Start Frequency	5.76500 GHz	5.76500 GHz
Stop Frequency	5.80500 GHz	5.80500 GHz
Span	40.000 MHz	40.000 MHz
RBW	200.000 kHz	>= 200.000 kHz
VBW	1.000 MHz	>= 600.000 kHz
SweepPoints	400	~ 400
Sweeptime	47.266 µs	AUTO
Reference Level	0.000 dBm	0.000 dBm
Attenuation	20.000 dB	AUTO
Detector	MaxPeak	MaxPeak
SweepCount	200	200
Filter	3 dB	3 dB
Trace Mode	Max Hold	Max Hold
Sweeptype	FFT	AUTO
Preamp	off	off
Stablemode	Trace	Trace
Stablevalue	0.30 dB	0.30 dB
Run	26 / max. 150	max. 150
Stable	5 / 5	5
Max Stable Difference	0.10 dB	0.30 dB

Wi-Fi 802.11 n(HT20) mode

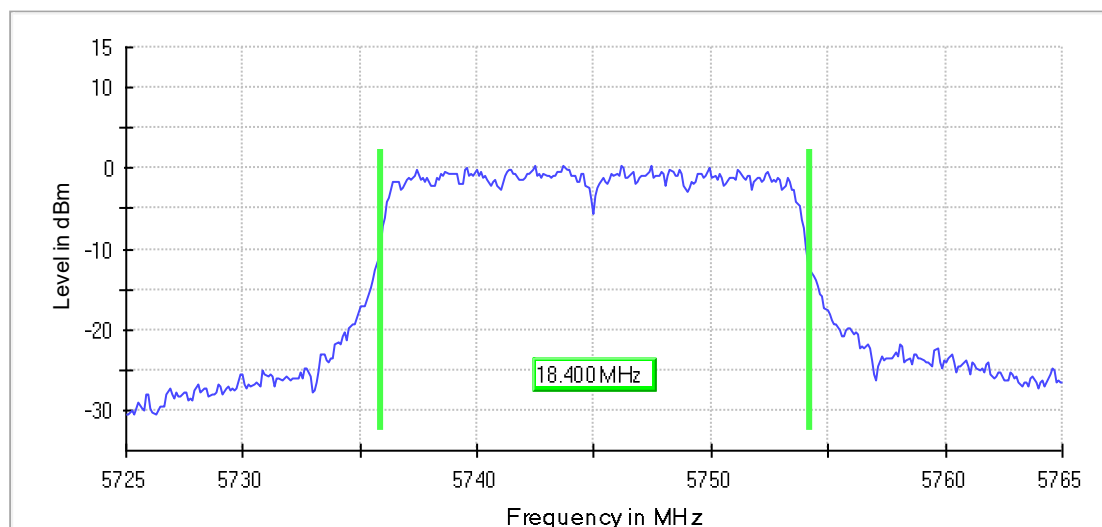
99 % Bandwidth

DUT Frequency (MHz)	Bandwidth (MHz)	Limit Min (MHz)	Limit Max (MHz)	Band Edge Left (MHz)	Band Edge Right (MHz)
5745.000000	18.400000	---	---	5735.850000	5754.250000

(continuation of the "99 % Bandwidth" table from column 6 ...)

DUT Frequency (MHz)	Result
5745.000000	PASS

99 % Bandwidth



Bandwidth

Measurement

Setting	Instrument Value	Target Value
Start Frequency	5.72500 GHz	5.72500 GHz
Stop Frequency	5.76500 GHz	5.76500 GHz
Span	40.000 MHz	40.000 MHz
RBW	200.000 kHz	>= 200.000 kHz
VBW	1.000 MHz	>= 600.000 kHz
SweepPoints	400	~ 400
Sweeptime	47.266 µs	AUTO
Reference Level	0.000 dBm	0.000 dBm
Attenuation	20.000 dB	AUTO
Detector	MaxPeak	MaxPeak
SweepCount	200	200
Filter	3 dB	3 dB
Trace Mode	Max Hold	Max Hold
Sweeptype	FFT	AUTO
Preamp	off	off
Stablemode	Trace	Trace
Stablevalue	0.30 dB	0.30 dB
Run	37 / max. 150	max. 150
Stable	5 / 5	5
Max Stable Difference	0.00 dB	0.30 dB

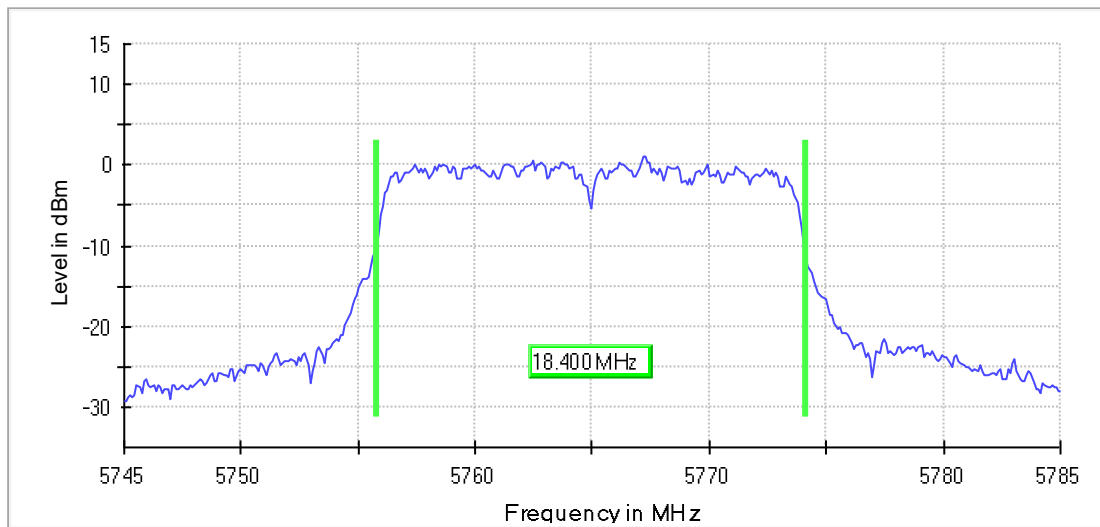
99 % Bandwidth

DUT Frequency (MHz)	Bandwidth (MHz)	Limit Min (MHz)	Limit Max (MHz)	Band Edge Left (MHz)	Band Edge Right (MHz)
5765.000000	18.400000	---	---	5755.750000	5774.150000

(continuation of the "99 % Bandwidth" table from column 6 ...)

DUT Frequency (MHz)	Result
5765.000000	PASS

99 % Bandwidth



Bandwidth

Measurement

Setting	Instrument Value	Target Value
Start Frequency	5.74500 GHz	5.74500 GHz
Stop Frequency	5.78500 GHz	5.78500 GHz
Span	40.000 MHz	40.000 MHz
RBW	200.000 kHz	>= 200.000 kHz
VBW	1.000 MHz	>= 600.000 kHz
SweepPoints	400	~ 400
Sweptime	47.266 µs	AUTO
Reference Level	0.000 dBm	0.000 dBm
Attenuation	20.000 dB	AUTO
Detector	MaxPeak	MaxPeak
SweepCount	200	200
Filter	3 dB	3 dB
Trace Mode	Max Hold	Max Hold
SweepType	FFT	AUTO
Preamp	off	off
Stablemode	Trace	Trace
Stablevalue	0.30 dB	0.30 dB
Run	64 / max. 150	max. 150
Stable	5 / 5	5
Max Stable Difference	0.00 dB	0.30 dB

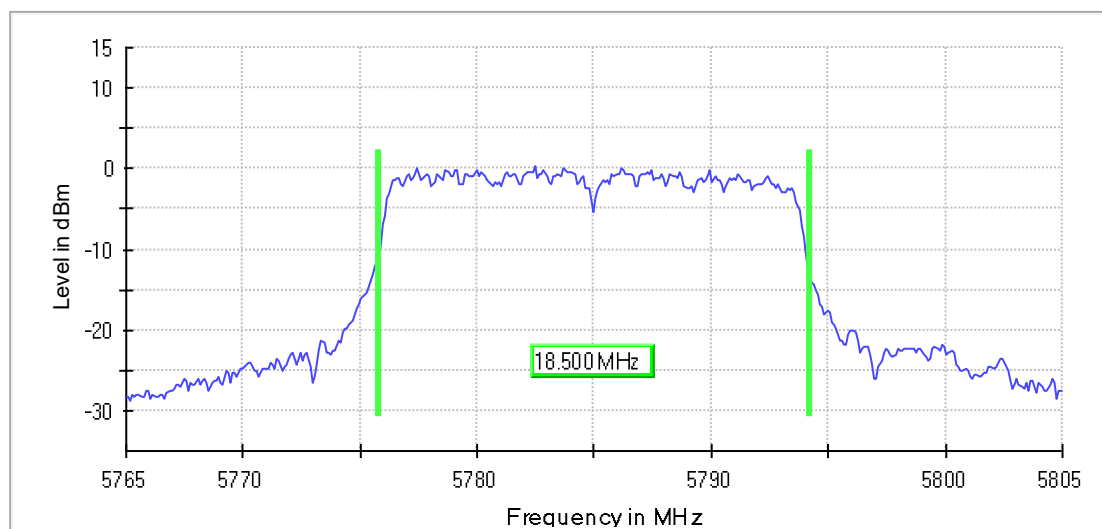
99 % Bandwidth

DUT Frequency (MHz)	Bandwidth (MHz)	Limit Min (MHz)	Limit Max (MHz)	Band Edge Left (MHz)	Band Edge Right (MHz)
5785.000000	18.500000	---	---	5775.750000	5794.250000

(continuation of the "99 % Bandwidth" table from column 6 ...)

DUT Frequency (MHz)	Result
5785.000000	PASS

99 % Bandwidth



Bandwidth

Measurement

Setting	Instrument Value	Target Value
Start Frequency	5.76500 GHz	5.76500 GHz
Stop Frequency	5.80500 GHz	5.80500 GHz
Span	40.000 MHz	40.000 MHz
RBW	200.000 kHz	>= 200.000 kHz
VBW	1.000 MHz	>= 600.000 kHz
SweepPoints	400	~ 400
Sweeptime	47.266 µs	AUTO
Reference Level	0.000 dBm	0.000 dBm
Attenuation	20.000 dB	AUTO
Detector	MaxPeak	MaxPeak
SweepCount	200	200
Filter	3 dB	3 dB
Trace Mode	Max Hold	Max Hold
SweepType	FFT	AUTO
Preamp	off	off
Stablemode	Trace	Trace
Stablevalue	0.30 dB	0.30 dB
Run	56 / max. 150	max. 150
Stable	5 / 5	5
Max Stable Difference	0.14 dB	0.30 dB

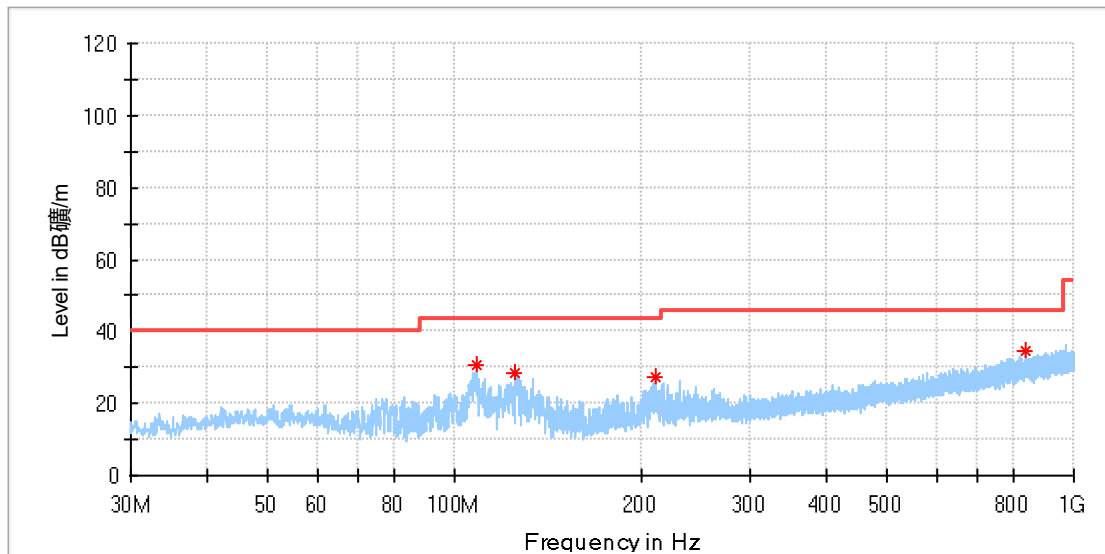
Appendix C.4: Test Results of Radiated Spurious Emissions

Note: Testing was carried out within frequency range 9 kHz to the tenth harmonics. The measurement results below 30MHz and above 18GHz were greater than 20dB below the limit, so only the radiated spurious emissions from 30MHz to 18GHz were reported.

Wi-Fi 802.11 a mode

EUT Information

EUT Name:	Control Extender
Model:	EL-IO-200
Test Mode:	WIFI 5G_11a_Ch157
Order No/Sample No:	168327991/A002938509-024
Test Voltage::	120V/60Hz
Remark:	Temp 22 Humi:52%
Test Standard:	FCC 15.407
Tested By:	Kei Zhang
Reviewed By:	Terry Yin



Critical_Freqs

Frequency (MHz)	MaxPeak (dBµV/m)	Limit (dBµV/m)	Margin (dB)	Height (cm)	Pol	Azimuth (deg)	Corr. (dB/m)
108.327500	30.92	43.50	12.58	100.0	H	291.0	-19.0
125.011500	28.22	43.50	15.28	100.0	H	283.0	-21.3
210.856500	27.52	43.50	15.98	100.0	H	126.0	-18.9
835.682000	34.40	46.00	11.60	100.0	H	59.0	-5.7

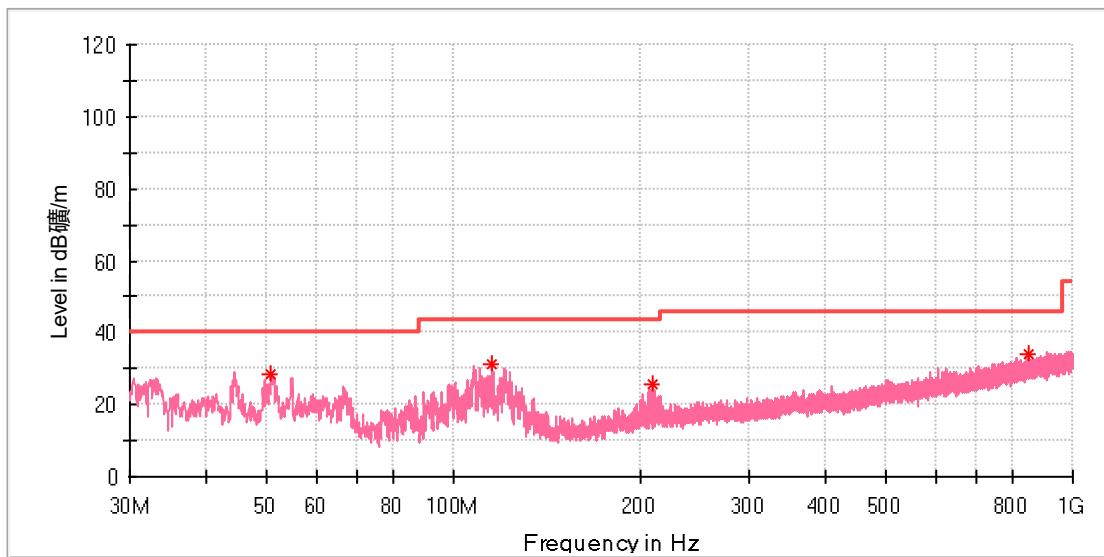
Final_Result

Frequency (MHz)	QuasiPeak (dBµV/m)	Limit (dBµV/m)	Margin (dB)	Height (cm)	Pol	Azimuth (deg)	Corr. (dB/m)
---	---	---	---	---		---	---

Produkte
 Products

EUT Information

EUT Name:	Control Extender
Model:	EL-IO-200
Test Mode:	WIFI 5G_11a_Ch157
Order No/Sample No:	168327991/A002938509-024
Test Voltage::	120V/60Hz
Remark:	Temp 22 Humi:52%
Test Standard:	FCC 15.407
Tested By:	Kei Zhang
Reviewed By:	Terry Yin



Critical Freqs

Frequency (MHz)	MaxPeak (dBµV/m)	Limit (dBµV/m)	Margin (dB)	Height (cm)	Pol	Azimuth (deg)	Corr. (dB/m)
50.709500	28.45	40.00	11.55	100.0	V	270.0	-18.3
115.602500	31.22	43.50	12.28	100.0	V	238.0	-19.9
209.983500	25.45	43.50	18.05	100.0	V	278.0	-18.9
848.292000	33.95	46.00	12.05	100.0	V	22.0	-5.5

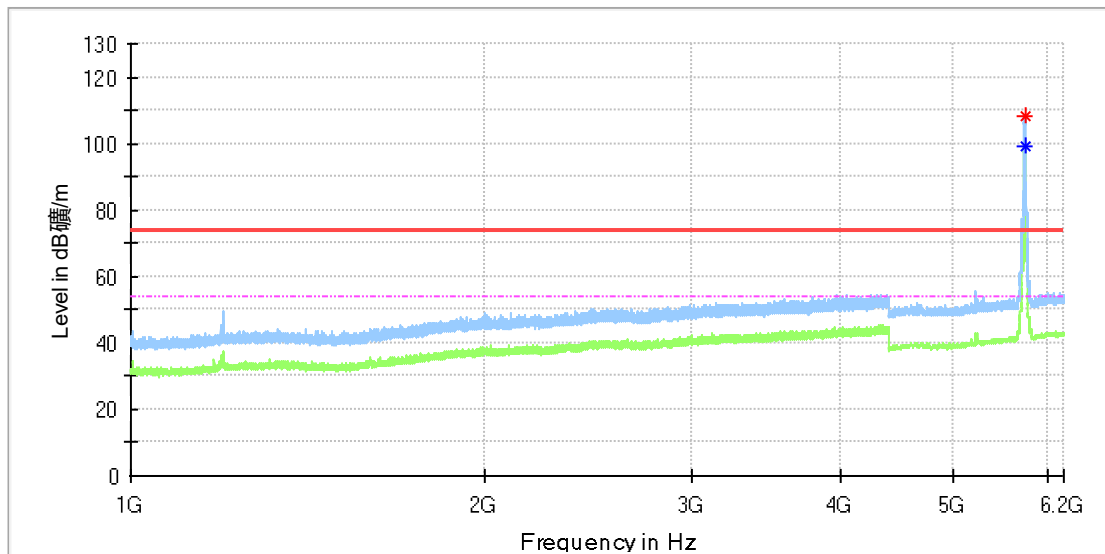
Final Result

Frequency (MHz)	QuasiPeak (dBµV/m)	Limit (dBµV/m)	Margin (dB)	Height (cm)	Pol	Azimuth (deg)	Corr. (dB/m)
---	---	---	---	---		---	---

Produkte
 Products

EUT Information

EUT Name: Control Extender
 Model: EL-IO-200
 Test Mode: WIFI 5G_11a_Ch149
 Order No/Sample No: 168327991/A002938509-024
 Test Voltage:: 120V/60Hz
 Remark: Temp 22 Humi:52%
 Test Standard: FCC 15.407
 Tested By: Kei Zhang
 Reviewed By: Terry Yin



Critical_Freqs

Frequency (MHz)	MaxPeak (dBµV/m)	Average (dBµV/m)	Limit (dBµV/m)	Margin (dB)	Height (cm)	Pol	Azimuth (deg)	Corr. (dB/m)
*5743.000000	---	99.27	/	/	100.0	H	47.0	13.9
*5743.000000	108.21	---	/	/	100.0	H	47.0	13.9

*It's the fundamental.

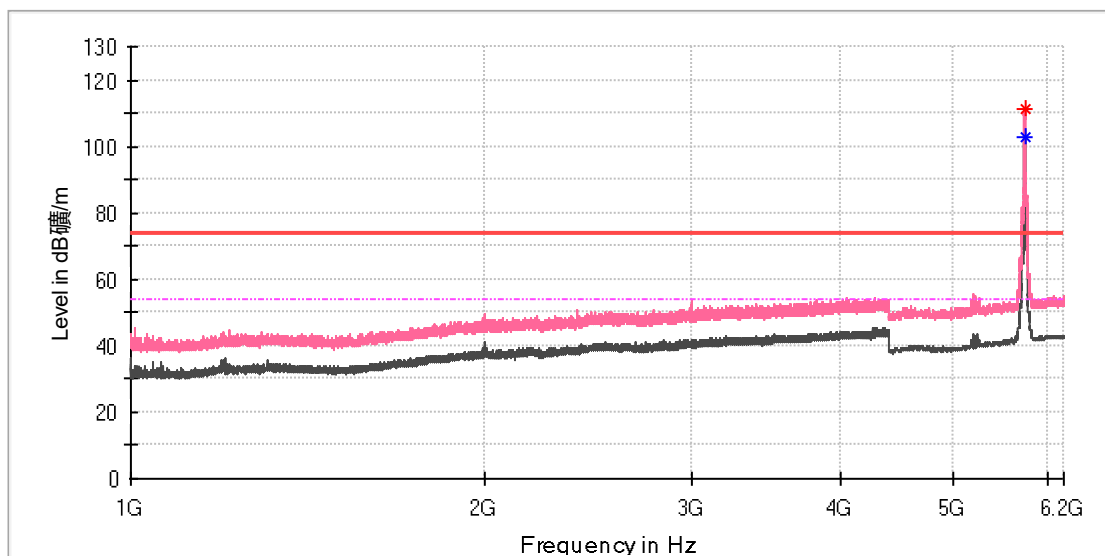
Final_Result

Frequency (MHz)	MaxPeak (dBµV/m)	Limit (dBµV/m)	Margin (dB)	Height (cm)	Pol	Azimuth (deg)	Corr. (dB/m)
---	---	---	---	---		---	---

Produkte
 Products

EUT Information

EUT Name: Control Extender
 Model: EL-IO-200
 Test Mode: WIFI 5G_11a_Ch149
 Order No/Sample No: 168327991/A002938509-024
 Test Voltage:: 120V/60Hz
 Remark: Temp 22 Humi:52%
 Test Standard: FCC 15.407
 Tested By: Kei Zhang
 Reviewed By: Terry Yin



Critical Freqs

Frequency (MHz)	MaxPeak (dBµV/m)	Average (dBµV/m)	Limit (dBµV/m)	Margin (dB)	Height (cm)	Pol	Azimuth (deg)	Corr. (dB/m)
*5747.000000	111.09	---	/	/	100.0	V	295.0	13.9
*5747.500000	---	102.52	/	/	100.0	V	280.0	13.9

*It's the fundamental.

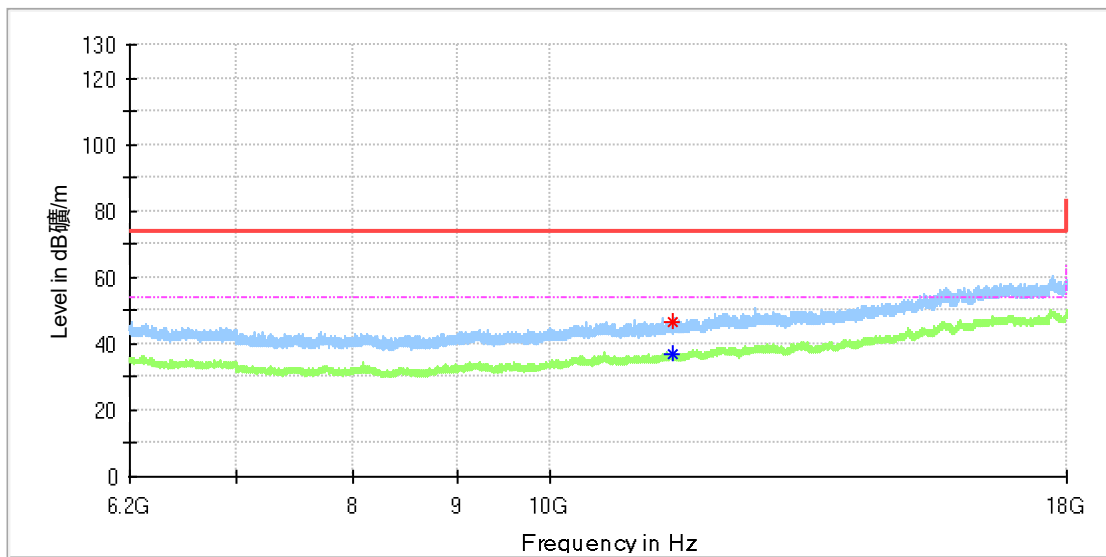
Final Result

Frequency (MHz)	MaxPeak (dBµV/m)	Limit (dBµV/m)	Margin (dB)	Height (cm)	Pol	Azimuth (deg)	Corr. (dB/m)
---	---	---	---	---		---	---

Produkte
 Products

EUT Information

EUT Name: Control Extender
 Model: EL-IO-200
 Test Mode: WIFI 5G_11a_Ch149
 Order No/Sample No: 168327991/A002938509-024
 Test Voltage:: 120V/60Hz
 Remark: Temp 22 Humi:52%
 Test Standard: FCC 15.407
 Tested By: Kei Zhang
 Reviewed By: Terry Yin



Critical Freqs

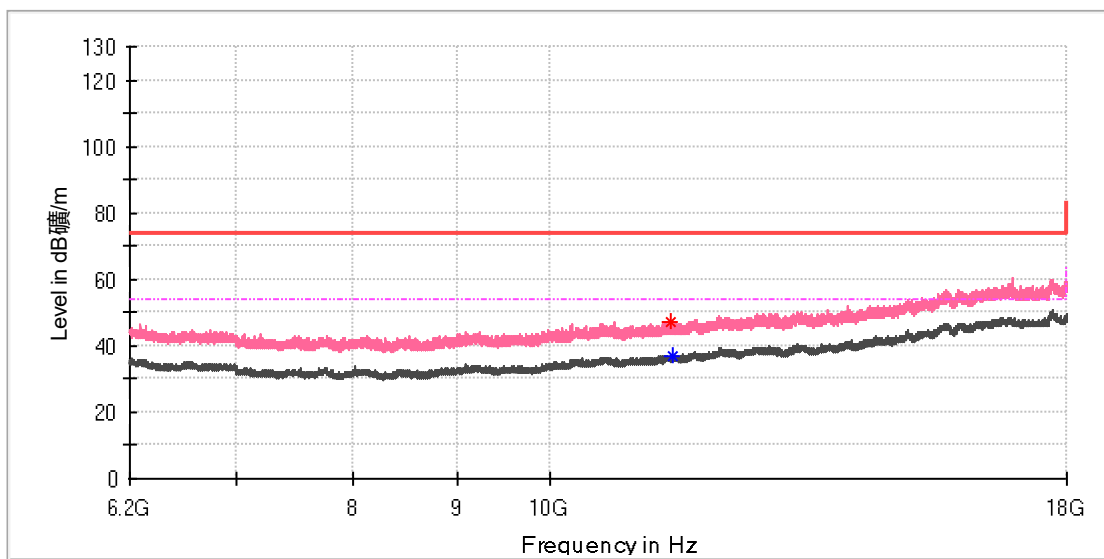
Frequency (MHz)	MaxPeak (dBµV/m)	Average (dBµV/m)	Limit (dBµV/m)	Margin (dB)	Height (cm)	Pol	Azimuth (deg)	Corr. (dB/m)
11490.333333	46.79	---	74.00	27.21	100.0	H	4.0	13.7
11496.233333	---	36.65	54.00	17.35	100.0	H	326.0	13.7

Final Result

Frequency (MHz)	MaxPeak (dBµV/m)	Limit (dBµV/m)	Margin (dB)	Height (cm)	Pol	Azimuth (deg)	Corr. (dB/m)
---	---	---	---	---		---	---

EUT Information

EUT Name:	Control Extender
Model:	EL-IO-200
Test Mode:	WIFI 5G_11a_Ch149
Order No/Sample No:	168327991/A002938509-024
Test Voltage::	120V/60Hz
Remark:	Temp 22 Humi:52%
Test Standard:	FCC 15.407
Tested By:	Kei Zhang
Reviewed By:	Terry Yin



Critical Freqs

Frequency (MHz)	MaxPeak (dBµV/m)	Average (dBµV/m)	Limit (dBµV/m)	Margin (dB)	Height (cm)	Pol	Azimuth (deg)	Corr. (dB/m)
11463.291667	47.07	---	74.00	26.93	100.0	V	239.0	13.5
11499.183333	---	36.64	54.00	17.36	100.0	V	358.0	13.7

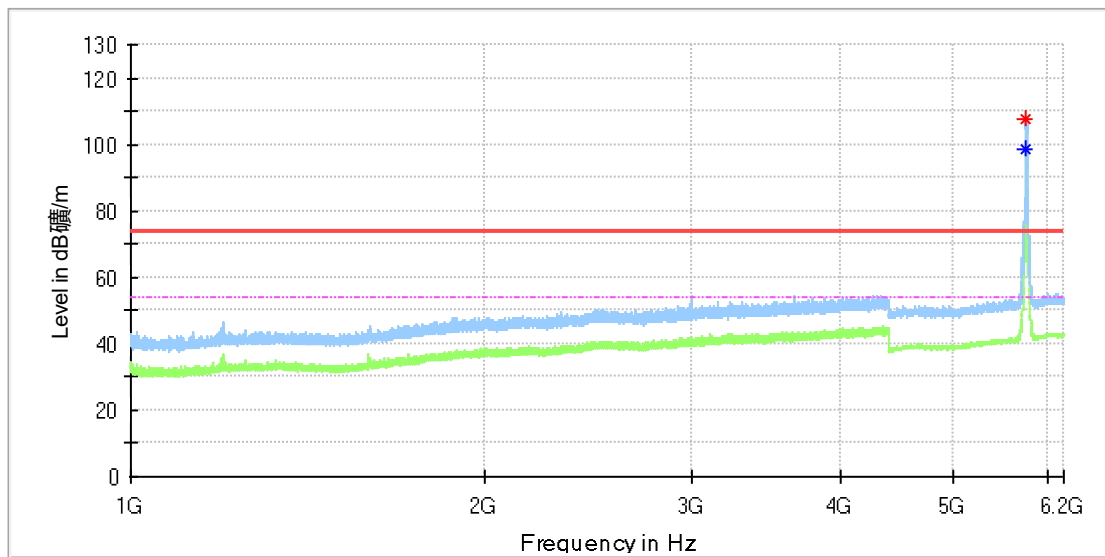
Final Result

Frequency (MHz)	MaxPeak (dBµV/m)	Limit (dBµV/m)	Margin (dB)	Height (cm)	Pol	Azimuth (deg)	Corr. (dB/m)
---	---	---	---	---		---	---

Produkte
 Products

EUT Information

EUT Name: Control Extender
 Model: EL-IO-200
 Test Mode: WIFI 5G_11a_Ch153
 Order No/Sample No: 168327991/A002938509-024
 Test Voltage:: 120V/60Hz
 Remark: Temp 22 Humi:52%
 Test Standard: FCC 15.407
 Tested By: Kei Zhang
 Reviewed By: Terry Yin



Critical Freqs

Frequency (MHz)	MaxPeak (dBµV/m)	Average (dBµV/m)	Limit (dBµV/m)	Margin (dB)	Height (cm)	Pol	Azimuth (deg)	Corr. (dB/m)
*5760.500000	107.49	---	/	/	100.0	H	57.0	14.0
*5762.500000	---	98.63	/	/	100.0	H	50.0	14.0

*It's the fundamental.

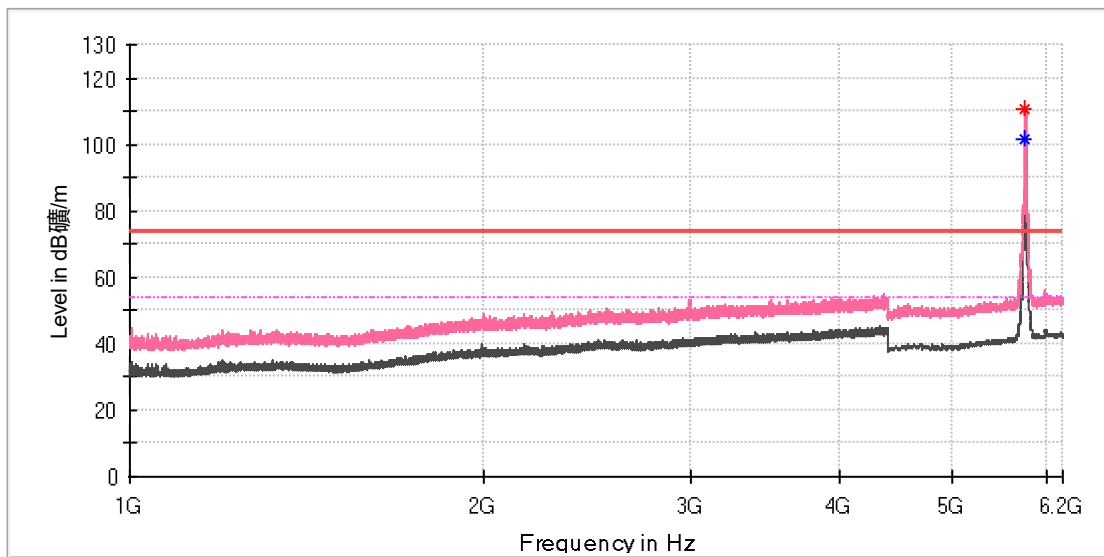
Final Result

Frequency (MHz)	MaxPeak (dBµV/m)	Limit (dBµV/m)	Margin (dB)	Height (cm)	Pol	Azimuth (deg)	Corr. (dB/m)
---	---	---	---	---		---	---

Produkte
 Products

EUT Information

EUT Name: Control Extender
 Model: EL-IO-200
 Test Mode: WIFI 5G_11a_Ch153
 Order No/Sample No: 168327991/A002938509-024
 Test Voltage:: 120V/60Hz
 Remark: Temp 22 Humi:52%
 Test Standard: FCC 15.407
 Tested By: Kei Zhang
 Reviewed By: Terry Yin



Critical Freqs

Frequency (MHz)	MaxPeak (dBµV/m)	Average (dBµV/m)	Limit (dBµV/m)	Margin (dB)	Height (cm)	Pol	Azimuth (deg)	Corr. (dB/m)
5760.500000	110.84	---	/	/	100.0	V	284.0	14.0
5760.500000	---	101.75	/	/	100.0	V	284.0	14.0

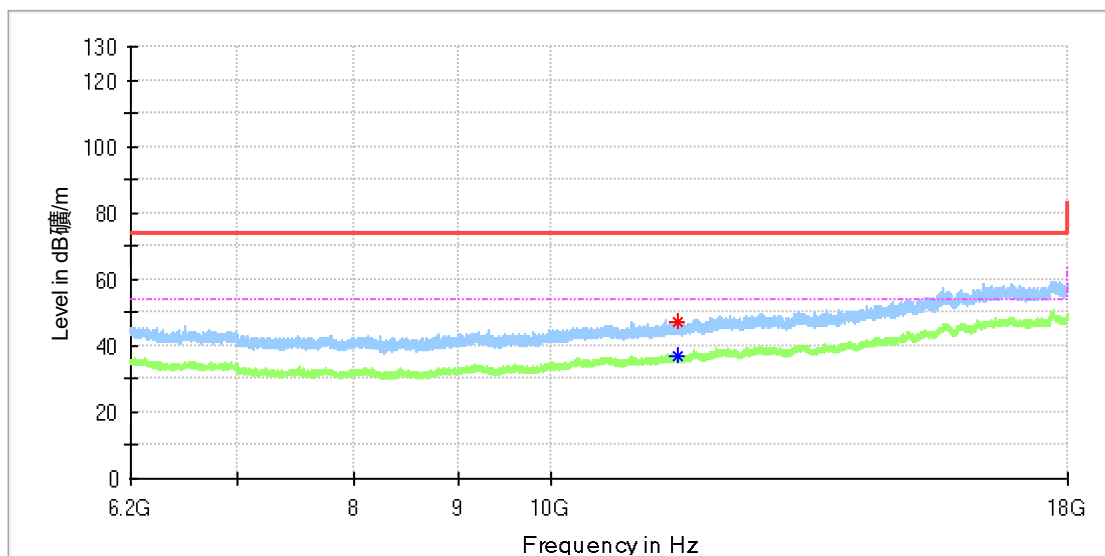
*It's the fundamental.

Final Result

Frequency (MHz)	MaxPeak (dBµV/m)	Limit (dBµV/m)	Margin (dB)	Height (cm)	Pol	Azimuth (deg)	Corr. (dB/m)
---	---	---	---	---		---	---

EUT Information

EUT Name:	Control Extender
Model:	EL-IO-200
Test Mode:	WIFI 5G_11a_Ch153
Order No/Sample No:	168327991/A002938509-024
Test Voltage::	120V/60Hz
Remark:	Temp 22 Humi:52%
Test Standard:	FCC 15.407
Tested By:	Kei Zhang
Reviewed By:	Terry Yin



Critical Freqs

Frequency (MHz)	MaxPeak (dBµV/m)	Average (dBµV/m)	Limit (dBµV/m)	Margin (dB)	Height (cm)	Pol	Azimuth (deg)	Corr. (dB/m)
11552.775000	---	37.11	54.00	16.89	100.0	H	280.0	13.5
11559.658333	47.02	---	74.00	26.98	100.0	H	214.0	13.4

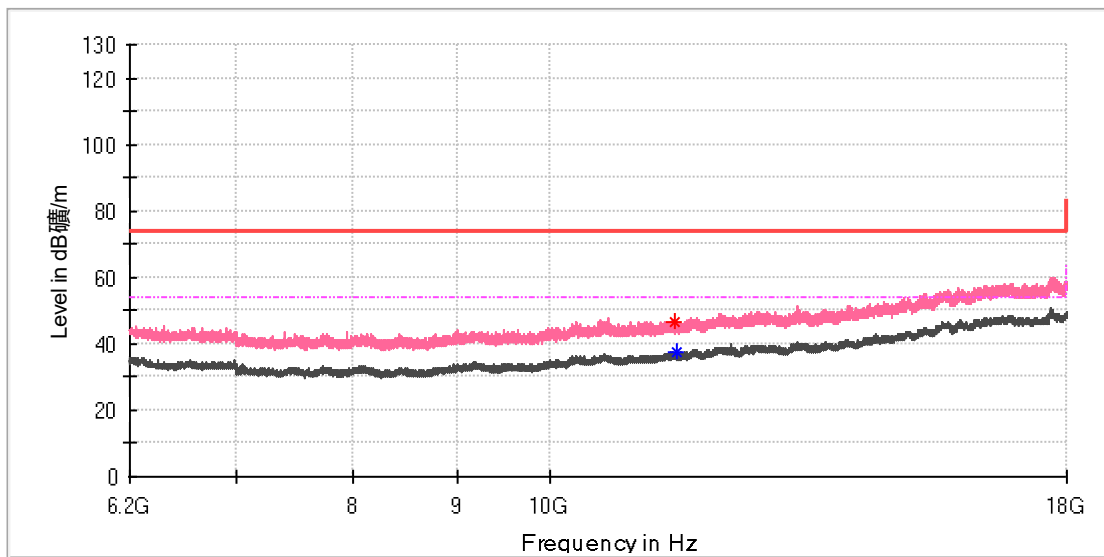
Final Result

Frequency (MHz)	MaxPeak (dBµV/m)	Limit (dBµV/m)	Margin (dB)	Height (cm)	Pol	Azimuth (deg)	Corr. (dB/m)
---	---	---	---	---		---	---

Produkte
 Products

EUT Information

EUT Name: Control Extender
 Model: EL-IO-200
 Test Mode: WIFI 5G_11a_Ch153
 Order No/Sample No: 168327991/A002938509-024
 Test Voltage:: 120V/60Hz
 Remark: Temp 22 Humi:52%
 Test Standard: FCC 15.407
 Tested By: Kei Zhang
 Reviewed By: Terry Yin



Critical Freqs

Frequency (MHz)	MaxPeak (dBµV/m)	Average (dBµV/m)	Limit (dBµV/m)	Margin (dB)	Height (cm)	Pol	Azimuth (deg)	Corr. (dB/m)
11515.408333	46.73	---	74.00	27.27	100.0	V	55.0	13.6
11550.316667	---	37.39	54.00	16.61	100.0	V	220.0	13.5

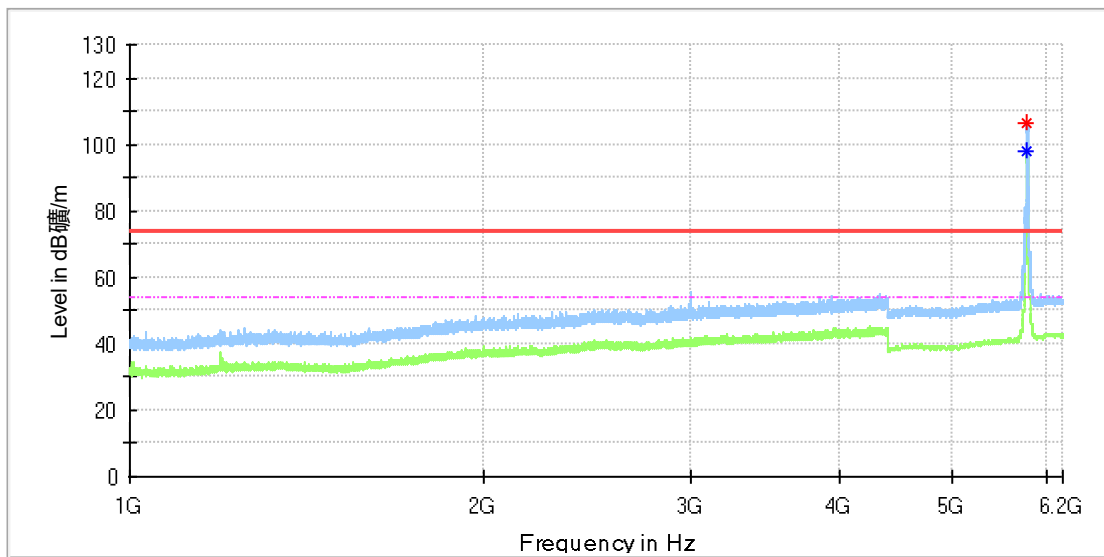
Final Result

Frequency (MHz)	MaxPeak (dBµV/m)	Limit (dBµV/m)	Margin (dB)	Height (cm)	Pol	Azimuth (deg)	Corr. (dB/m)
---	---	---	---	---		---	---

Produkte
 Products

EUT Information

EUT Name:	Control Extender
Model:	EL-IO-200
Test Mode:	WIFI 5G_11a_Ch157
Order No/Sample No:	168327991/A002938509-024
Test Voltage::	120V/60Hz
Remark:	Temp 22 Humi:52%
Test Standard:	FCC 15.407
Tested By:	Kei Zhang
Reviewed By:	Terry Yin



Critical Freqs

Frequency (MHz)	MaxPeak (dBµV/m)	Average (dBµV/m)	Limit (dBµV/m)	Margin (dB)	Height (cm)	Pol	Azimuth (deg)	Corr. (dB/m)
*5780.000000	---	97.71	---	---	100.0	H	54.0	14.0
*5780.500000	106.56	---	---	---	100.0	H	54.0	14.0

*it's the fundamental.

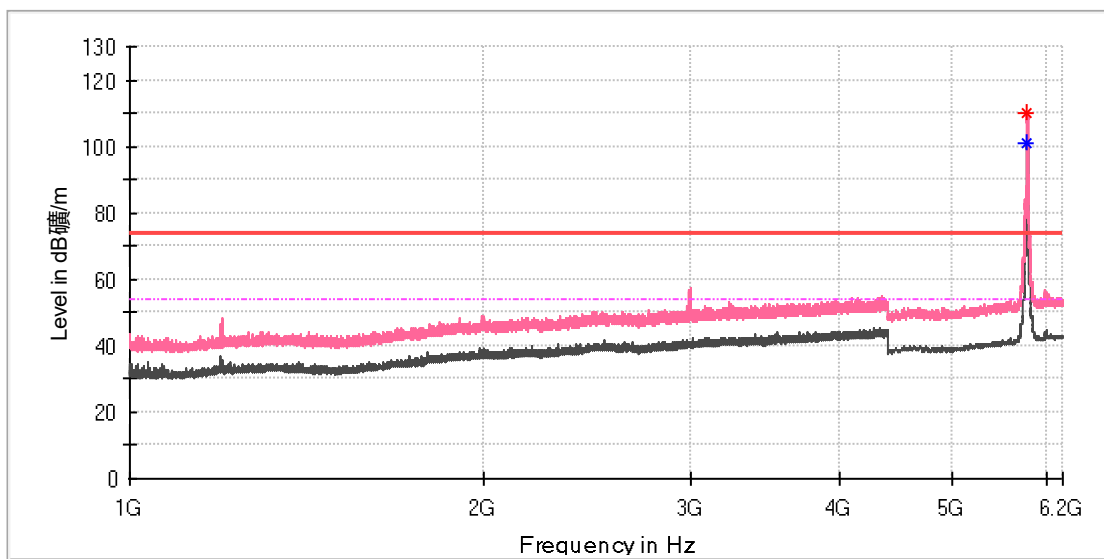
Final Result

Frequency (MHz)	MaxPeak (dBµV/m)	Limit (dBµV/m)	Margin (dB)	Height (cm)	Pol	Azimuth (deg)	Corr. (dB/m)
---	---	---	---	---		---	---

Produkte
 Products

EUT Information

EUT Name: Control Extender
 Model: EL-IO-200
 Test Mode: WIFI 5G_11a_Ch157
 Order No/Sample No: 168327991/A002938509-024
 Test Voltage:: 120V/60Hz
 Remark: Temp 22 Humi:52%
 Test Standard: FCC 15.407
 Tested By: Kei Zhang
 Reviewed By: Terry Yin



Critical Freqs

Frequency (MHz)	MaxPeak (dBµV/m)	Average (dBµV/m)	Limit (dBµV/m)	Margin (dB)	Height (cm)	Pol	Azimuth (deg)	Corr. (dB/m)
*5780.000000	110.12	---	---	---	100.0	V	276.0	14.0
*5781.500000	---	101.07	---	---	100.0	V	282.0	14.0

*it's the fundamental.

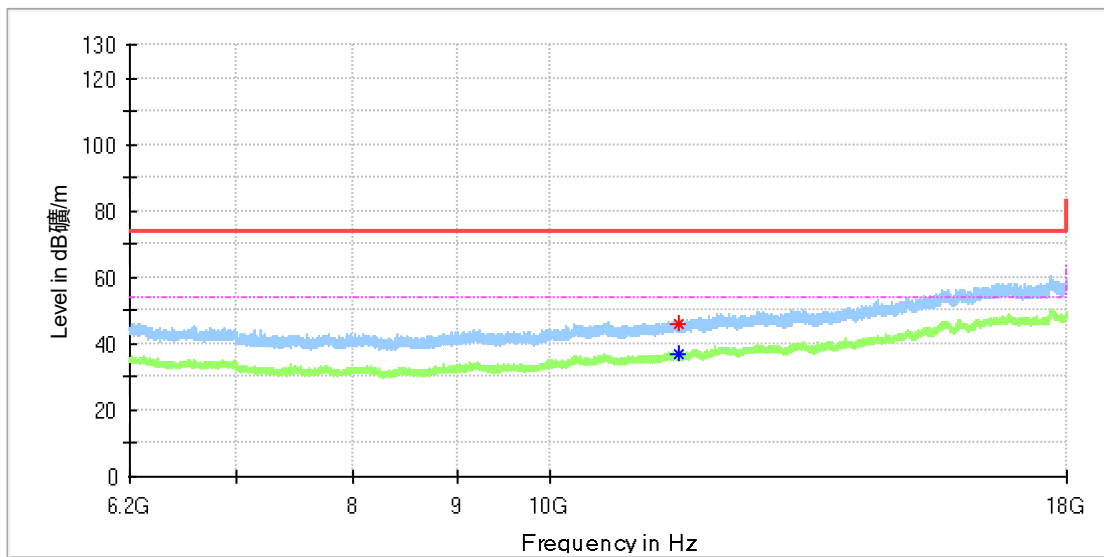
Final Result

Frequency (MHz)	MaxPeak (dBµV/m)	Limit (dBµV/m)	Margin (dB)	Height (cm)	Pol	Azimuth (deg)	Corr. (dB/m)
---	---	---	---	---		---	---

Produkte
 Products

EUT Information

EUT Name: Control Extender
 Model: EL-IO-200
 Test Mode: WIFI 5G_11a_Ch157
 Order No/Sample No: 168327991/A002938509-024
 Test Voltage:: 120V/60Hz
 Remark: Temp 22 Humi:52%
 Test Standard: FCC 15.407
 Tested By: Kei Zhang
 Reviewed By: Terry Yin



Critical Freqs

Frequency (MHz)	MaxPeak (dBµV/m)	Average (dBµV/m)	Limit (dBµV/m)	Margin (dB)	Height (cm)	Pol	Azimuth (deg)	Corr. (dB/m)
11567.033333	---	36.62	54.00	17.38	100.0	H	0.0	13.4
11569.000000	46.07	---	74.00	27.93	100.0	H	38.0	13.4

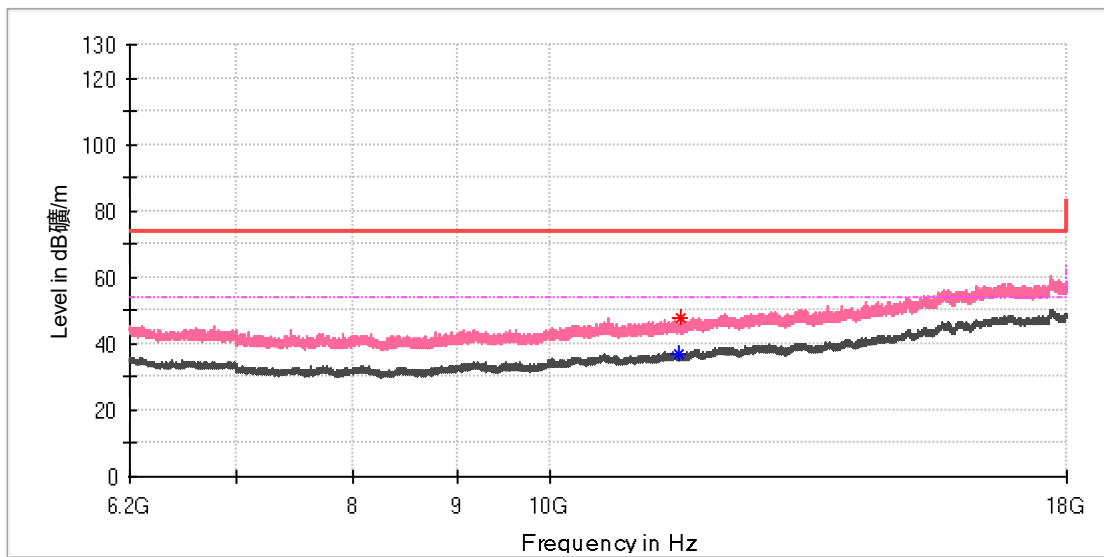
Final Result

Frequency (MHz)	MaxPeak (dBµV/m)	Limit (dBµV/m)	Margin (dB)	Height (cm)	Pol	Azimuth (deg)	Corr. (dB/m)
---	---	---	---	---		---	---

Produkte
 Products

EUT Information

EUT Name: Control Extender
 Model: EL-IO-200
 Test Mode: WIFI 5G_11a_Ch157
 Order No/Sample No: 168327991/A002938509-024
 Test Voltage:: 120V/60Hz
 Remark: Temp 22 Humi:52%
 Test Standard: FCC 15.407
 Tested By: Kei Zhang
 Reviewed By: Terry Yin



Critical Freqs

Frequency (MHz)	MaxPeak (dBµV/m)	Average (dBµV/m)	Limit (dBµV/m)	Margin (dB)	Height (cm)	Pol	Azimuth (deg)	Corr. (dB/m)
11577.358333	---	36.89	54.00	17.11	100.0	V	212.0	13.4
11605.383333	47.69	---	74.00	26.31	100.0	V	335.0	13.3

Final Result

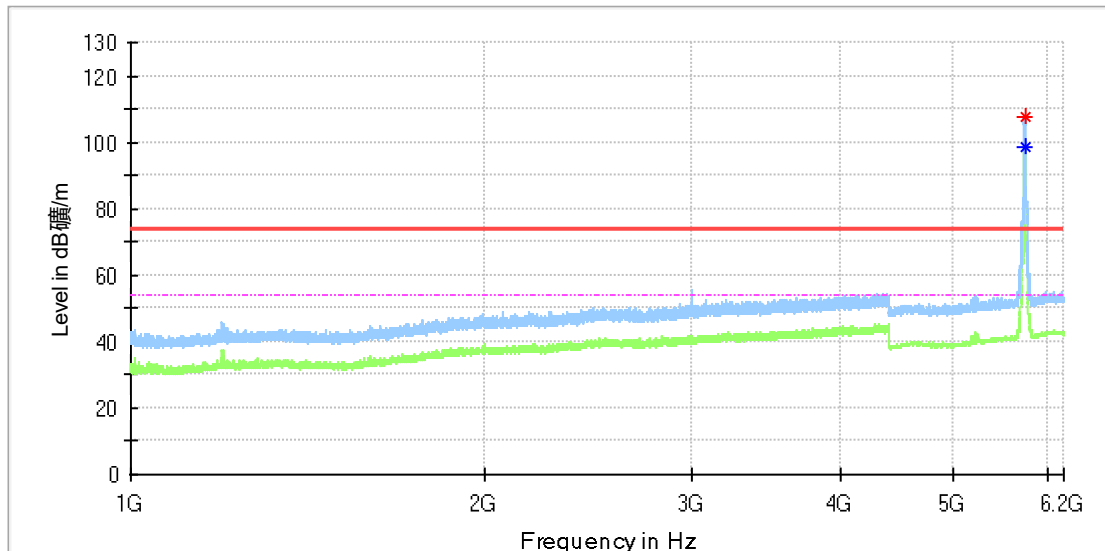
Frequency (MHz)	MaxPeak (dBµV/m)	Limit (dBµV/m)	Margin (dB)	Height (cm)	Pol	Azimuth (deg)	Corr. (dB/m)
---	---	---	---	---		---	---

Produkte
 Products

Wi-Fi 802.11 n(HT20) mode

EUT Information

EUT Name:	Control Extender
Model:	EL-IO-200
Test Mode:	WIFI 5G_11n_Ch149
Order No/Sample No:	168327991/A002938509-024
Test Voltage::	120V/60Hz
Remark:	Temp 22 Humi:52%
Test Standard:	FCC 15.407
Tested By:	Kei Zhang
Reviewed By:	Terry Yin



Critical_Freqs

Frequency (MHz)	MaxPeak (dBµV/m)	Average (dBµV/m)	Limit (dBµV/m)	Margin (dB)	Height (cm)	Pol	Azimuth (deg)	Corr. (dB/m)
*5744.000000	---	98.66	---	---	100.0	H	52.0	13.9
*5747.000000	107.76	---	---	---	100.0	H	52.0	13.9

*It's the fundamental.

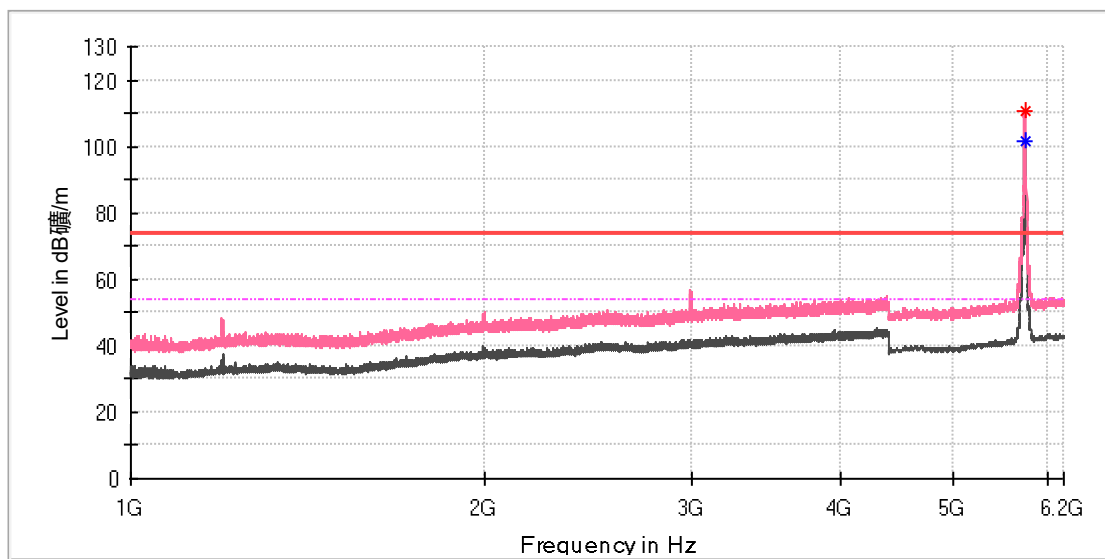
Final_Result

Frequency (MHz)	MaxPeak (dBµV/m)	Limit (dBµV/m)	Margin (dB)	Height (cm)	Pol	Azimuth (deg)	Corr. (dB/m)
---	---	---	---	---		---	---

Produkte
 Products

EUT Information

EUT Name: Control Extender
 Model: EL-IO-200
 Test Mode: WIFI 5G_11n_Ch149
 Order No/Sample No: 168327991/A002938509-024
 Test Voltage:: 120V/60Hz
 Remark: Temp 22 Humi:52%
 Test Standard: FCC 15.407
 Tested By: Kei Zhang
 Reviewed By: Terry Yin



Critical Freqs

Frequency (MHz)	MaxPeak (dBµV/m)	Average (dBµV/m)	Limit (dBµV/m)	Margin (dB)	Height (cm)	Pol	Azimuth (deg)	Corr. (dB/m)
*5743.000000	---	101.88	---	---	100.0	V	290.0	13.9
*5743.500000	110.38	---	---	---	100.0	V	276.0	13.9

*It's the fundamental.

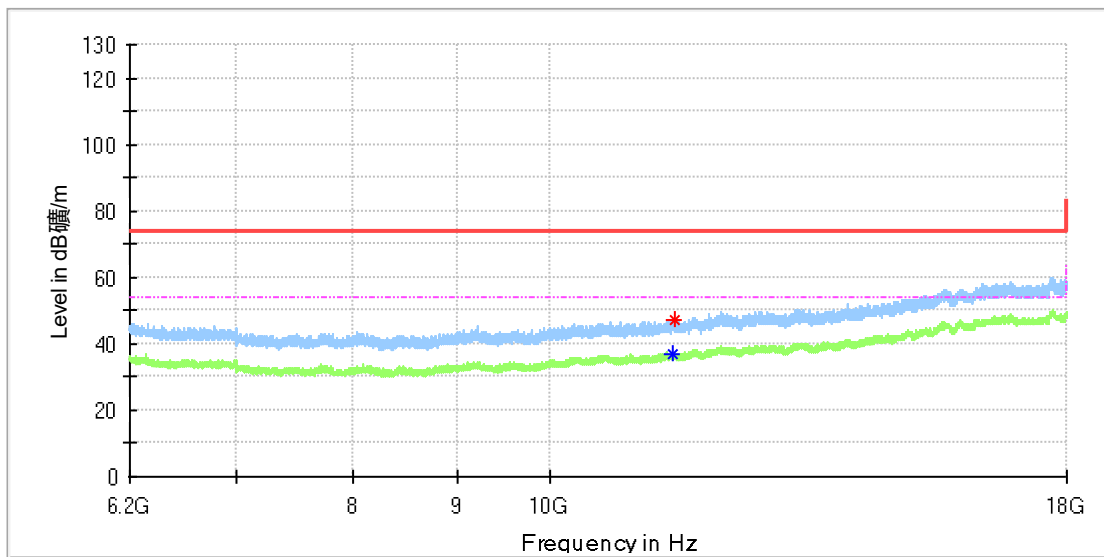
Final Result

Frequency (MHz)	MaxPeak (dBµV/m)	Limit (dBµV/m)	Margin (dB)	Height (cm)	Pol	Azimuth (deg)	Corr. (dB/m)
---	---	---	---	---		---	---

Produkte
 Products

EUT Information

EUT Name: Control Extender
 Model: EL-IO-200
 Test Mode: WIFI 5G_11n_Ch149
 Order No/Sample No: 168327991/A002938509-024
 Test Voltage:: 120V/60Hz
 Remark: Temp 22 Humi:52%
 Test Standard: FCC 15.407
 Tested By: Kei Zhang
 Reviewed By: Terry Yin



Critical Freqs

Frequency (MHz)	MaxPeak (dBµV/m)	Average (dBµV/m)	Limit (dBµV/m)	Margin (dB)	Height (cm)	Pol	Azimuth (deg)	Corr. (dB/m)
11498.200000	---	36.95	54.00	17.05	100.0	H	266.0	13.7
11511.475000	47.00	---	74.00	27.00	100.0	H	111.0	13.6

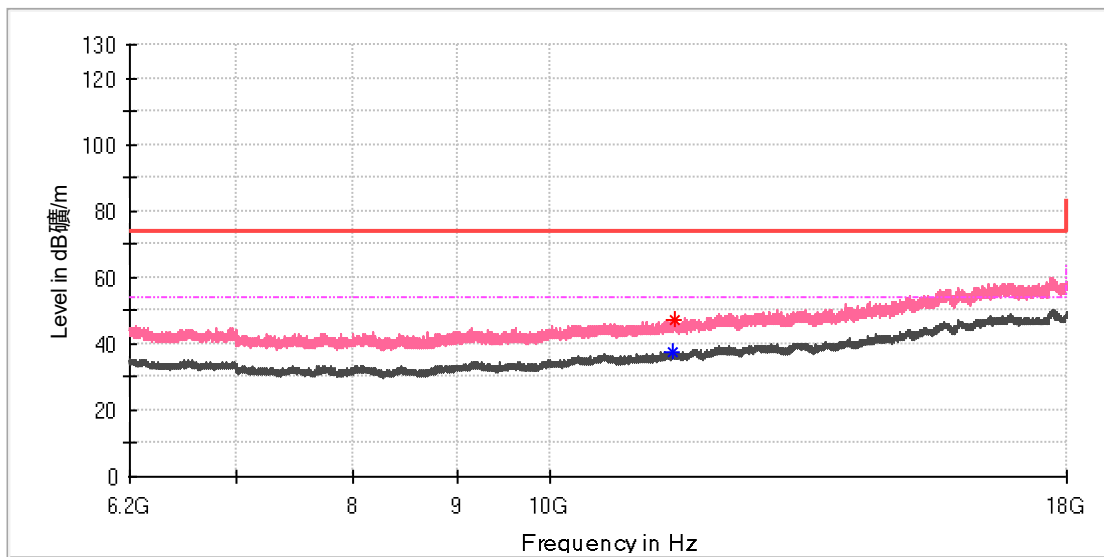
Final Result

Frequency (MHz)	MaxPeak (dBµV/m)	Limit (dBµV/m)	Margin (dB)	Height (cm)	Pol	Azimuth (deg)	Corr. (dB/m)
---	---	---	---	---		---	---

Produkte
 Products

EUT Information

EUT Name: Control Extender
 Model: EL-IO-200
 Test Mode: WIFI 5G_11n_Ch149
 Order No/Sample No: 168327991/A002938509-024
 Test Voltage:: 120V/60Hz
 Remark: Temp 22 Humi:52%
 Test Standard: FCC 15.407
 Tested By: Kei Zhang
 Reviewed By: Terry Yin



Critical Freqs

Frequency (MHz)	MaxPeak (dBμV/m)	Average (dBμV/m)	Limit (dBμV/m)	Margin (dB)	Height (cm)	Pol	Azimuth (deg)	Corr. (dB/m)
11500.658333	---	37.21	54.00	16.79	100.0	V	55.0	13.7
11516.883333	46.99	---	74.00	27.01	100.0	V	97.0	13.6

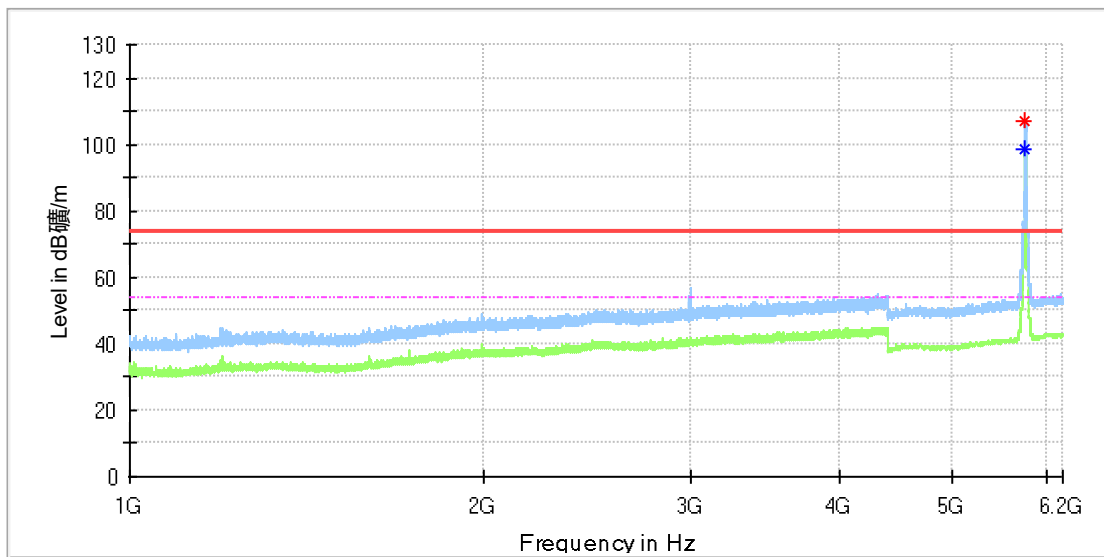
Final Result

Frequency (MHz)	MaxPeak (dBμV/m)	Limit (dBμV/m)	Margin (dB)	Height (cm)	Pol	Azimuth (deg)	Corr. (dB/m)
---	---	---	---	---		---	---

Produkte
 Products

EUT Information

EUT Name: Control Extender
 Model: EL-IO-200
 Test Mode: WIFI 5G_11n_Ch153
 Order No/Sample No: 168327991/A002938509-024
 Test Voltage:: 120V/60Hz
 Remark: Temp 22 Humi:52%
 Test Standard: FCC 15.407
 Tested By: Kei Zhang
 Reviewed By: Terry Yin



Critical Freqs

Frequency (MHz)	MaxPeak (dBµV/m)	Average (dBµV/m)	Limit (dBµV/m)	Margin (dB)	Height (cm)	Pol	Azimuth (deg)	Corr. (dB/m)
*5761.500000	107.07	---	---	---	100.0	H	55.0	14.0
*5763.500000	---	98.30	---	---	100.0	H	55.0	14.0

*It's the fundamental.

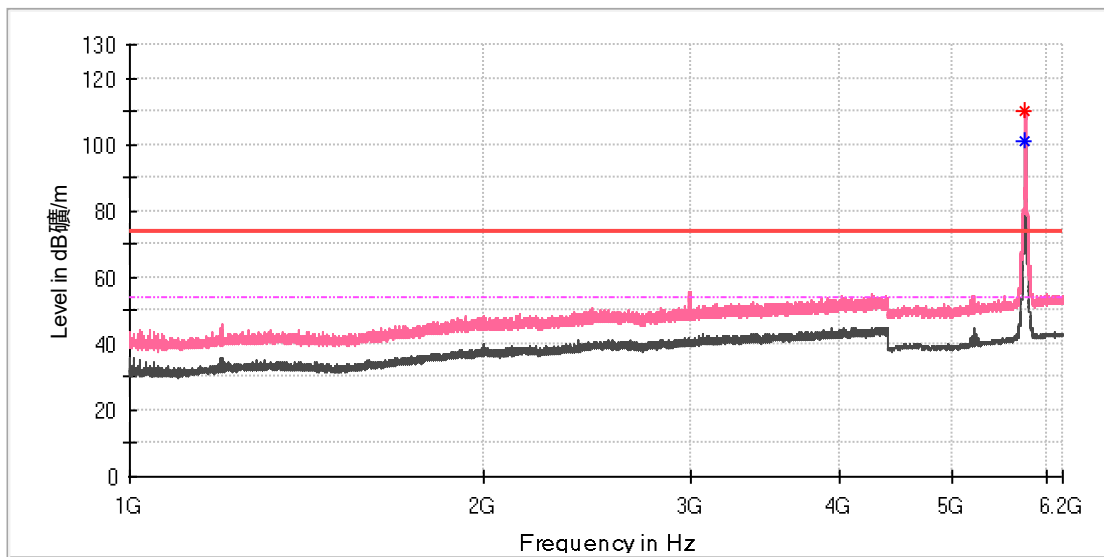
Final Result

Frequency (MHz)	MaxPeak (dBµV/m)	Limit (dBµV/m)	Margin (dB)	Height (cm)	Pol	Azimuth (deg)	Corr. (dB/m)
---	---	---	---	---		---	---

Produkte
 Products

EUT Information

EUT Name: Control Extender
 Model: EL-IO-200
 Test Mode: WIFI 5G_11n_Ch153
 Order No/Sample No: 168327991/A002938509-024
 Test Voltage:: 120V/60Hz
 Remark: Temp 22 Humi:52%
 Test Standard: FCC 15.407
 Tested By: Kei Zhang
 Reviewed By: Terry Yin



Critical Freqs

Frequency (MHz)	MaxPeak (dBµV/m)	Average (dBµV/m)	Limit (dBµV/m)	Margin (dB)	Height (cm)	Pol	Azimuth (deg)	Corr. (dB/m)
*5758.500000	---	101.26	---	---	100.0	V	286.0	14.0
*5759.500000	110.09	---	---	---	100.0	V	286.0	14.0

*It's the fundamental.

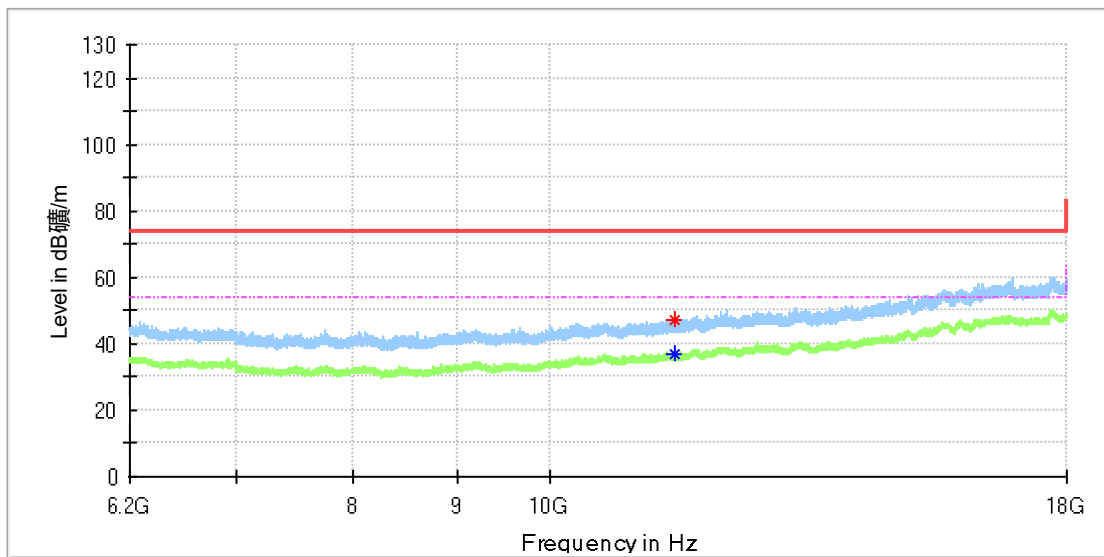
Final Result

Frequency (MHz)	MaxPeak (dBµV/m)	Limit (dBµV/m)	Margin (dB)	Height (cm)	Pol	Azimuth (deg)	Corr. (dB/m)
---	---	---	---	---		---	---

Produkte
 Products

EUT Information

EUT Name: Control Extender
 Model: EL-IO-200
 Test Mode: WIFI 5G_11n_Ch153
 Order No/Sample No: 168327991/A002938509-024
 Test Voltage:: 120V/60Hz
 Remark: Temp 22 Humi:52%
 Test Standard: FCC 15.407
 Tested By: Kei Zhang
 Reviewed By: Terry Yin



Critical Freqs

Frequency (MHz)	MaxPeak (dBµV/m)	Average (dBµV/m)	Limit (dBµV/m)	Margin (dB)	Height (cm)	Pol	Azimuth (deg)	Corr. (dB/m)
11526.716667	47.02	---	74.00	26.98	100.0	H	167.0	13.6
11526.716667	---	36.91	54.00	17.09	100.0	H	167.0	13.6

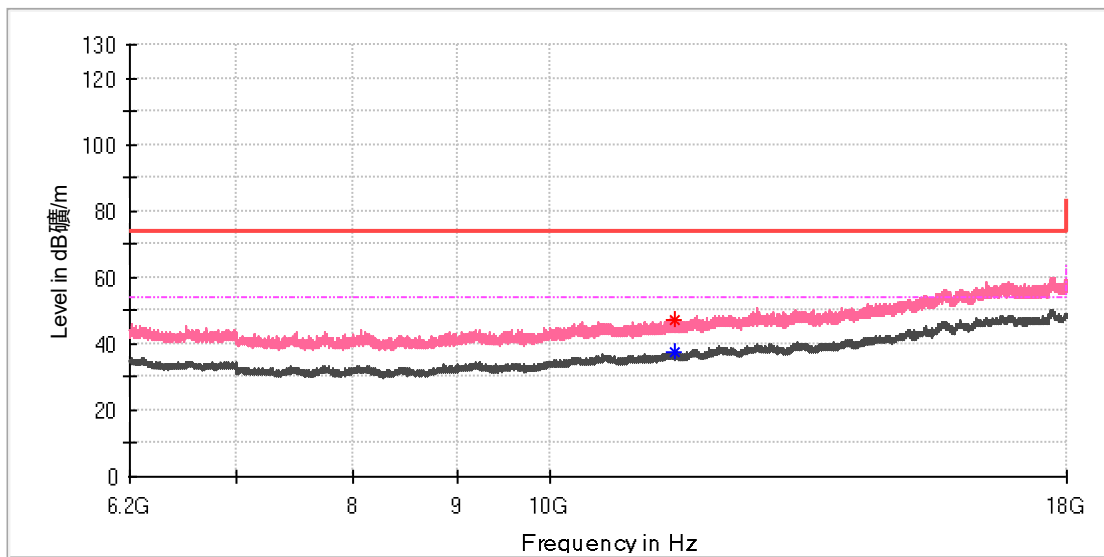
Final Result

Frequency (MHz)	MaxPeak (dBµV/m)	Limit (dBµV/m)	Margin (dB)	Height (cm)	Pol	Azimuth (deg)	Corr. (dB/m)
---	---	---	---	---		---	---

Produkte
 Products

EUT Information

EUT Name: Control Extender
 Model: EL-IO-200
 Test Mode: WIFI 5G_11n_Ch153
 Order No/Sample No: 168327991/A002938509-024
 Test Voltage:: 120V/60Hz
 Remark: Temp 22 Humi:52%
 Test Standard: FCC 15.407
 Tested By: Kei Zhang
 Reviewed By: Terry Yin



Critical Freqs

Frequency (MHz)	MaxPeak (dBµV/m)	Average (dBµV/m)	Limit (dBµV/m)	Margin (dB)	Height (cm)	Pol	Azimuth (deg)	Corr. (dB/m)
11523.275000	47.12	---	74.00	26.88	100.0	V	240.0	13.6
11535.566667	---	37.36	54.00	16.64	100.0	V	96.0	13.5

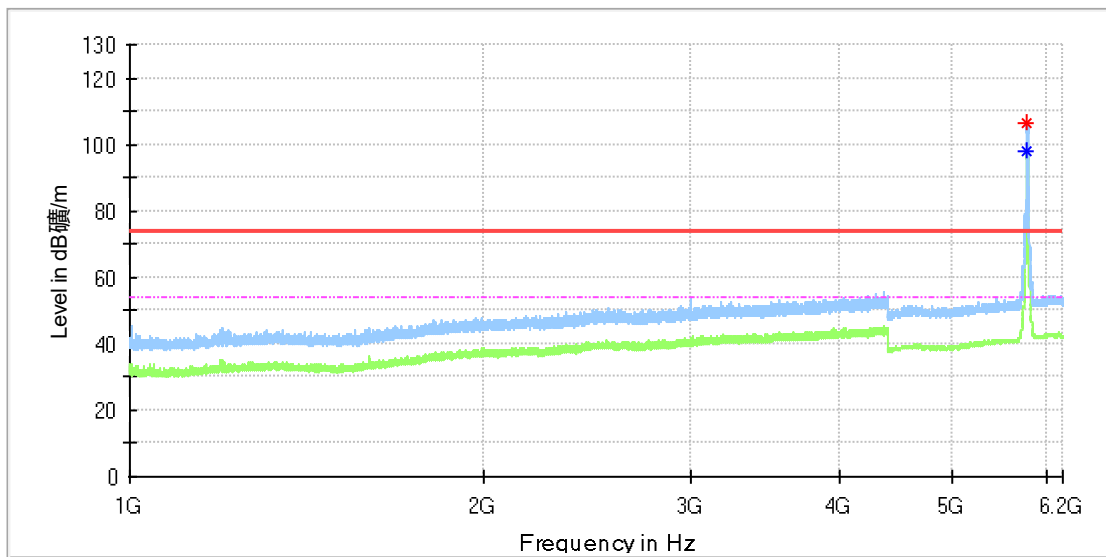
Final Result

Frequency (MHz)	MaxPeak (dBµV/m)	Limit (dBµV/m)	Margin (dB)	Height (cm)	Pol	Azimuth (deg)	Corr. (dB/m)
---	---	---	---	---		---	---

Produkte
 Products

EUT Information

EUT Name: Control Extender
 Model: EL-IO-200
 Test Mode: WIFI 5G_11n_Ch157
 Order No/Sample No: 168327991/A002938509-024
 Test Voltage:: 120V/60Hz
 Remark: Temp 22 Humi:52%
 Test Standard: FCC 15.407
 Tested By: Kei Zhang
 Reviewed By: Terry Yin



Critical Freqs

Frequency (MHz)	MaxPeak (dBµV/m)	Average (dBµV/m)	Limit (dBµV/m)	Margin (dB)	Height (cm)	Pol	Azimuth (deg)	Corr. (dB/m)
*5779.500000	---	97.69	---	---	100.0	H	48.0	14.0
*5781.000000	106.51	---	---	---	100.0	H	56.0	14.0

*It's the fundamental.

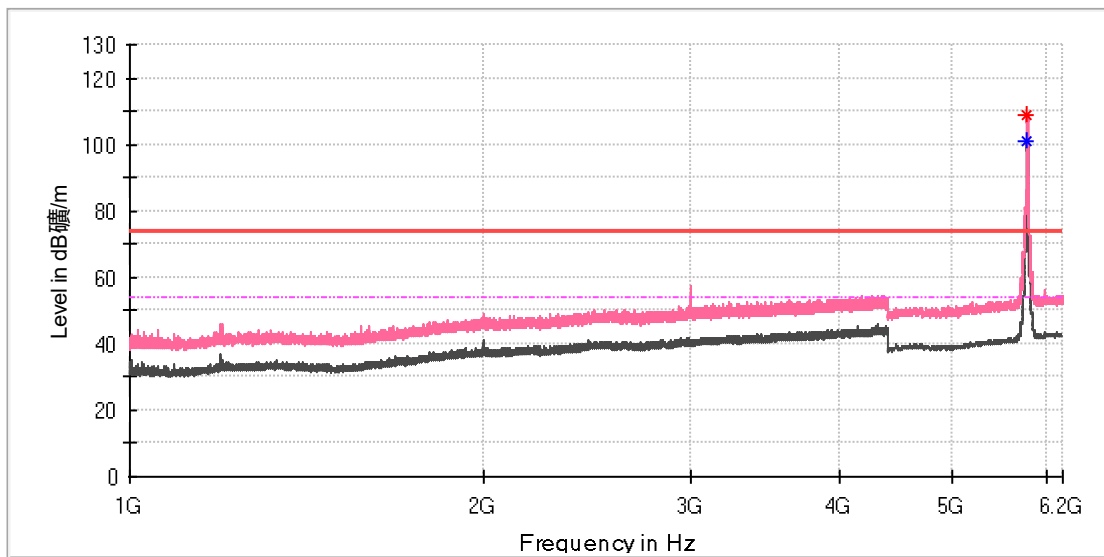
Final Result

Frequency (MHz)	MaxPeak (dBµV/m)	Limit (dBµV/m)	Margin (dB)	Height (cm)	Pol	Azimuth (deg)	Corr. (dB/m)
---	---	---	---	---		---	---

Produkte
 Products

EUT Information

EUT Name: Control Extender
 Model: EL-IO-200
 Test Mode: WIFI 5G_11n_Ch157
 Order No/Sample No: 168327991/A002938509-024
 Test Voltage:: 120V/60Hz
 Remark: Temp 22 Humi:52%
 Test Standard: FCC 15.407
 Tested By: Kei Zhang
 Reviewed By: Terry Yin



Critical Freqs

Frequency (MHz)	MaxPeak (dBµV/m)	Average (dBµV/m)	Limit (dBµV/m)	Margin (dB)	Height (cm)	Pol	Azimuth (deg)	Corr. (dB/m)
*5779.000000	---	100.79	---	---	100.0	V	285.0	14.0
*5780.000000	109.12	---	---	---	100.0	V	285.0	14.0

*It's the fundamental.

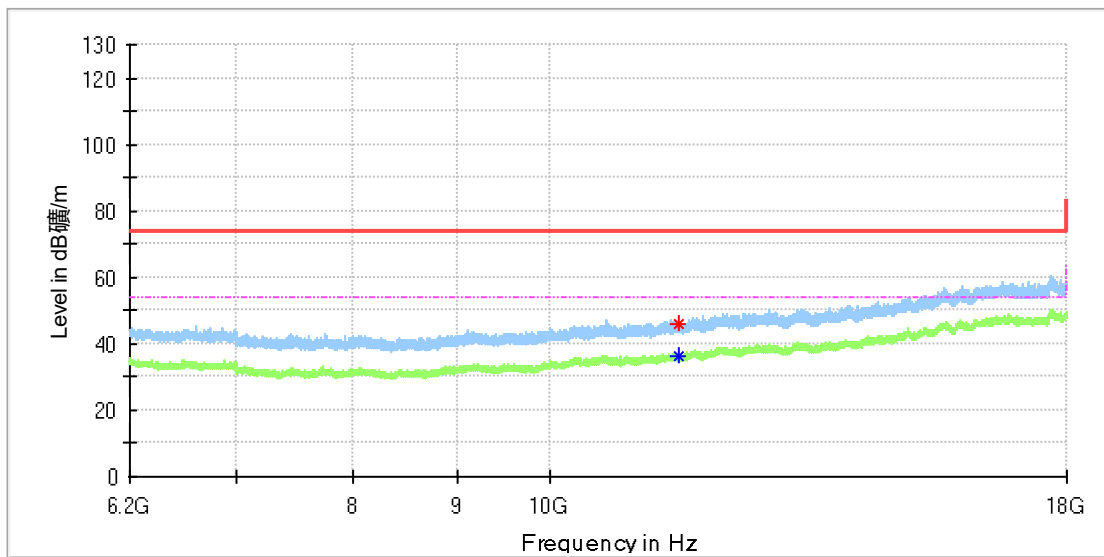
Final Result

Frequency (MHz)	MaxPeak (dBµV/m)	Limit (dBµV/m)	Margin (dB)	Height (cm)	Pol	Azimuth (deg)	Corr. (dB/m)
---	---	---	---	---		---	---

Produkte
 Products

EUT Information

EUT Name: Control Extender
 Model: EL-IO-200
 Test Mode: WIFI 5G_11n_Ch157
 Order No/Sample No: 168327991/A002938509-024
 Test Voltage:: 120V/60Hz
 Remark: Temp 22 Humi:52%
 Test Standard: FCC 15.407
 Tested By: Kei Zhang
 Reviewed By: Terry Yin



Critical Freqs

Frequency (MHz)	MaxPeak (dBµV/m)	Average (dBµV/m)	Limit (dBµV/m)	Margin (dB)	Height (cm)	Pol	Azimuth (deg)	Corr. (dB/m)
11567.525000	---	36.32	54.00	17.68	100.0	H	359.0	13.4
11580.800000	45.96	---	74.00	28.04	100.0	H	295.0	13.4

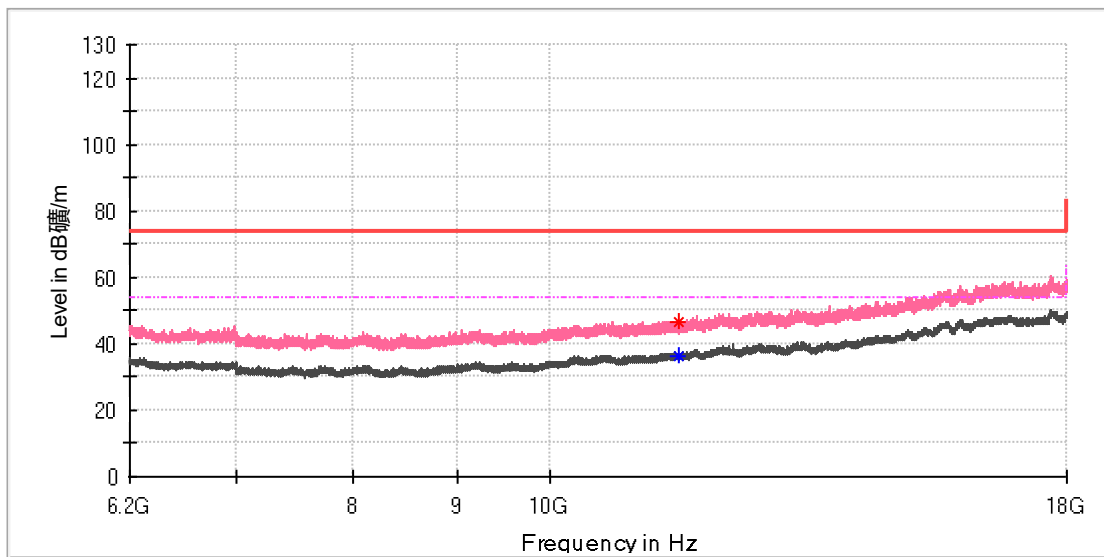
Final Result

Frequency (MHz)	MaxPeak (dBµV/m)	Limit (dBµV/m)	Margin (dB)	Height (cm)	Pol	Azimuth (deg)	Corr. (dB/m)
---	---	---	---	---		---	---

Produkte
 Products

EUT Information

EUT Name: Control Extender
 Model: EL-IO-200
 Test Mode: WIFI 5G_11n_Ch157
 Order No/Sample No: 168327991/A002938509-024
 Test Voltage:: 120V/60Hz
 Remark: Temp 22 Humi:52%
 Test Standard: FCC 15.407
 Tested By: Kei Zhang
 Reviewed By: Terry Yin



Critical Freqs

Frequency (MHz)	MaxPeak (dBµV/m)	Average (dBµV/m)	Limit (dBµV/m)	Margin (dB)	Height (cm)	Pol	Azimuth (deg)	Corr. (dB/m)
11575.883333	---	36.29	54.00	17.71	100.0	V	37.0	13.4
11586.700000	46.42	---	74.00	27.58	100.0	V	51.0	13.3

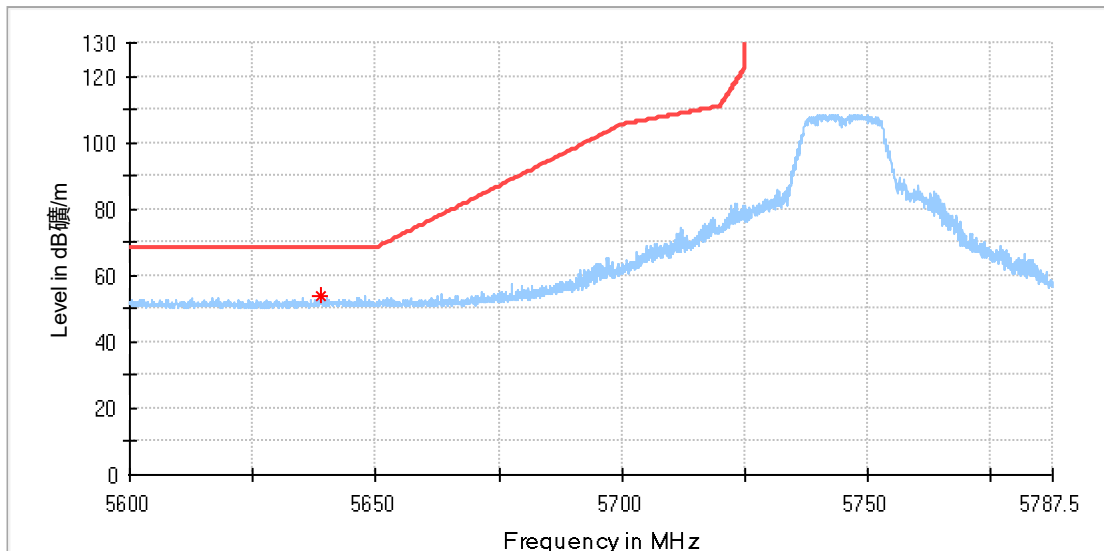
Final Result

Frequency (MHz)	MaxPeak (dBµV/m)	Limit (dBµV/m)	Margin (dB)	Height (cm)	Pol	Azimuth (deg)	Corr. (dB/m)
---	---	---	---	---		---	---

Appendix C.5: Test Results of Radiated Emissions in Restricted Bands Wi-Fi 802.11 a mode

EUT Information

EUT Name:	Control Extender
Model:	EL-IO-200
Test Mode:	WIFI 5G_11a_Ch149
Order No/Sample No:	168327991/A002938509-024
Test Voltage::	120V/60Hz
Remark:	Temp 22 Humi:52%
Test Standard:	FCC 15.407
Tested By:	Kei Zhang
Reviewed By:	Terry Yin



Critical Freqs

Frequency (MHz)	MaxPeak (dBµV/m)	Limit (dBµV/m)	Margin (dB)	Height (cm)	Pol	Azimuth (deg)	Corr. (dB/m)
5639.010417	53.57	68.20	14.63	100.0	H	0.0	13.8

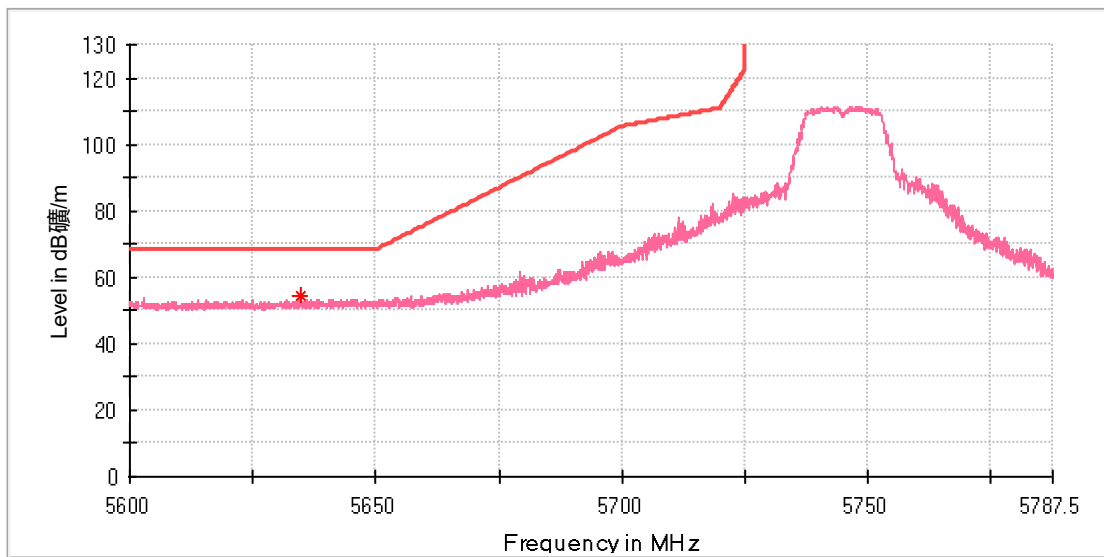
Final Result

Frequency (MHz)	MaxPeak (dBµV/m)	Limit (dBµV/m)	Margin (dB)	Height (cm)	Pol	Azimuth (deg)	Corr. (dB/m)
---	---	---	---	---		---	---

Produkte
 Products

EUT Information

EUT Name: Control Extender
 Model: EL-IO-200
 Test Mode: WIFI 5G_11a_Ch149
 Order No/Sample No: 168327991/A002938509-024
 Test Voltage:: 120V/60Hz
 Remark: Temp 22 Humi:52%
 Test Standard: FCC 15.407
 Tested By: Kei Zhang
 Reviewed By: Terry Yin



Critical Freqs

Frequency (MHz)	MaxPeak (dBµV/m)	Limit (dBµV/m)	Margin (dB)	Height (cm)	Pol	Azimuth (deg)	Corr. (dB/m)
5634.791667	54.33	68.20	13.87	100.0	V	289.0	13.8

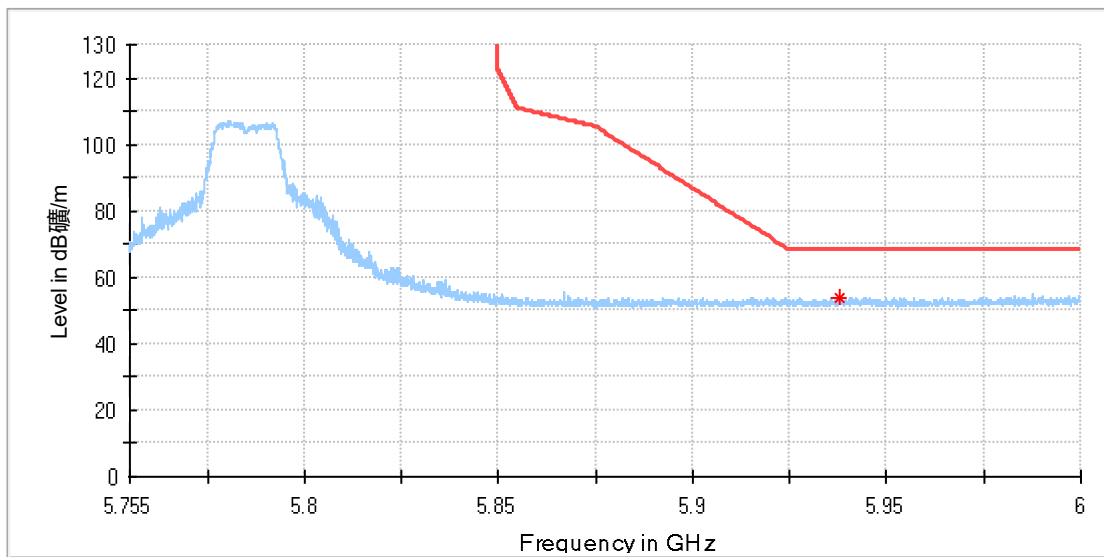
Final Result

Frequency (MHz)	MaxPeak (dBµV/m)	Limit (dBµV/m)	Margin (dB)	Height (cm)	Pol	Azimuth (deg)	Corr. (dB/m)
---	---	---	---	---		---	---

Produkte
 Products

EUT Information

EUT Name: Control Extender
 Model: EL-IO-200
 Test Mode: WIFI 5G_11a_Ch157
 Order No/Sample No: 168327991/A002938509-024
 Test Voltage:: 120V/60Hz
 Remark: Temp 22 Humi:52%
 Test Standard: FCC 15.407
 Tested By: Kei Zhang
 Reviewed By: Terry Yin



Critical Freqs

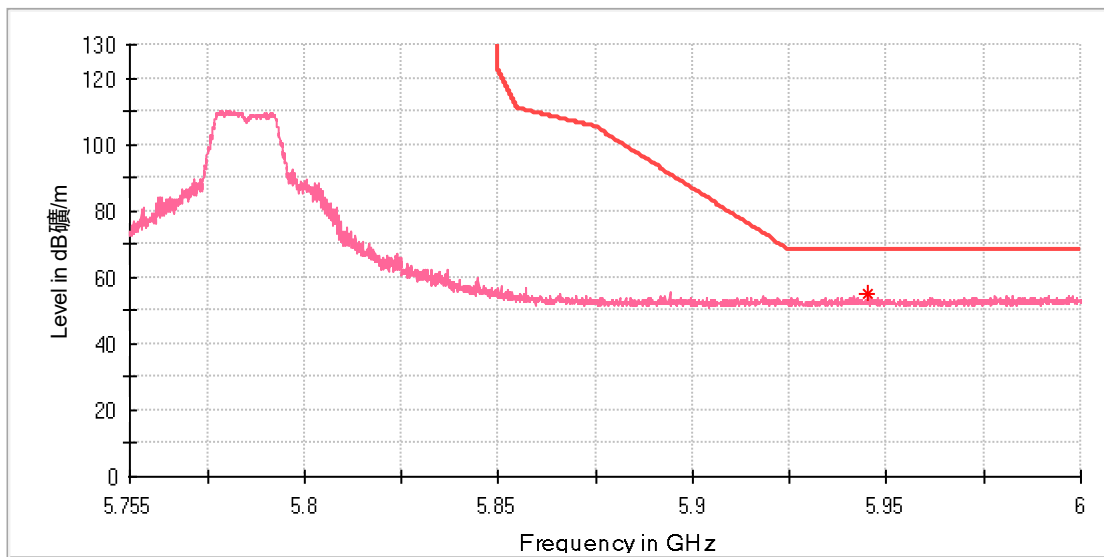
Frequency (MHz)	MaxPeak (dBµV/m)	Limit (dBµV/m)	Margin (dB)	Height (cm)	Pol	Azimuth (deg)	Corr. (dB/m)
5938.001389	53.80	68.20	14.40	100.0	H	83.0	14.7

Final Result

Frequency (MHz)	MaxPeak (dBµV/m)	Limit (dBµV/m)	Margin (dB)	Height (cm)	Pol	Azimuth (deg)	Corr. (dB/m)
---	---	---	---	---		---	---

EUT Information

EUT Name:	Control Extender
Model:	EL-IO-200
Test Mode:	WIFI 5G_11a_Ch157
Order No/Sample No:	168327991/A002938509-024
Test Voltage::	120V/60Hz
Remark:	Temp 22 Humi:52%
Test Standard:	FCC 15.407
Tested By:	Kei Zhang
Reviewed By:	Terry Yin



Critical Freqs

Frequency (MHz)	MaxPeak (dBµV/m)	Limit (dBµV/m)	Margin (dB)	Height (cm)	Pol	Azimuth (deg)	Corr. (dB/m)
5945.283333	54.72	68.20	13.48	100.0	V	2.0	14.7

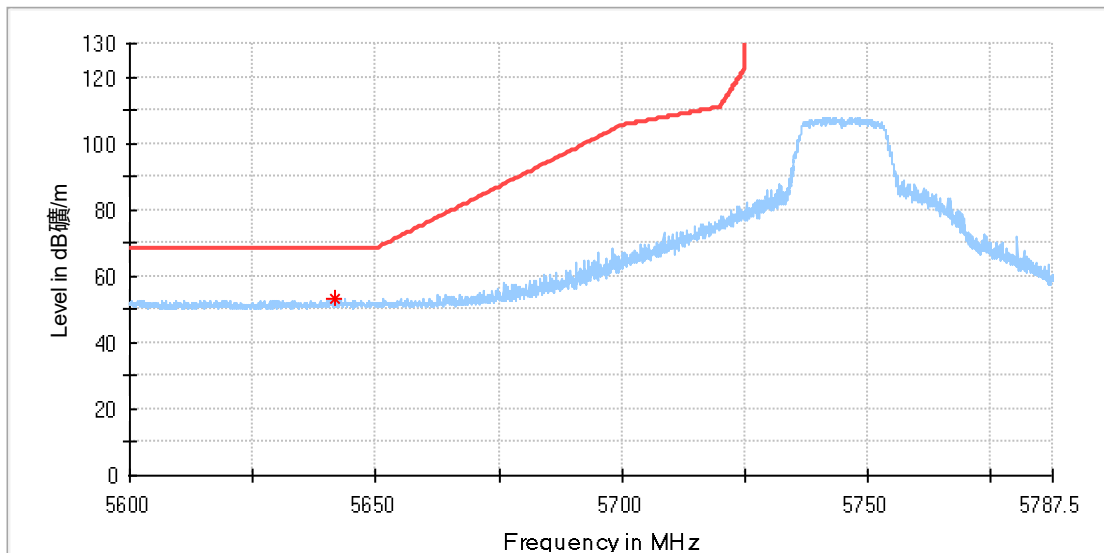
Final Result

Frequency (MHz)	MaxPeak (dBµV/m)	Limit (dBµV/m)	Margin (dB)	Height (cm)	Pol	Azimuth (deg)	Corr. (dB/m)
---	---	---	---	---		---	---

Wi-Fi 802.11 n(HT20) mode

EUT Information

EUT Name:	Control Extender
Model:	EL-IO-200
Test Mode:	WIFI 5G_11n_Ch149
Order No/Sample No:	168327991/A002938509-024
Test Voltage::	120V/60Hz
Remark:	Temp 22 Humi:52%
Test Standard:	FCC 15.407
Tested By:	Kei Zhang
Reviewed By:	Terry Yin



Critical_Freqs

Frequency (MHz)	MaxPeak (dBμV/m)	Limit (dBμV/m)	Margin (dB)	Height (cm)	Pol	Azimuth (deg)	Corr. (dB/m)
5641.666667	53.39	68.20	14.81	100.0	H	60.0	13.8

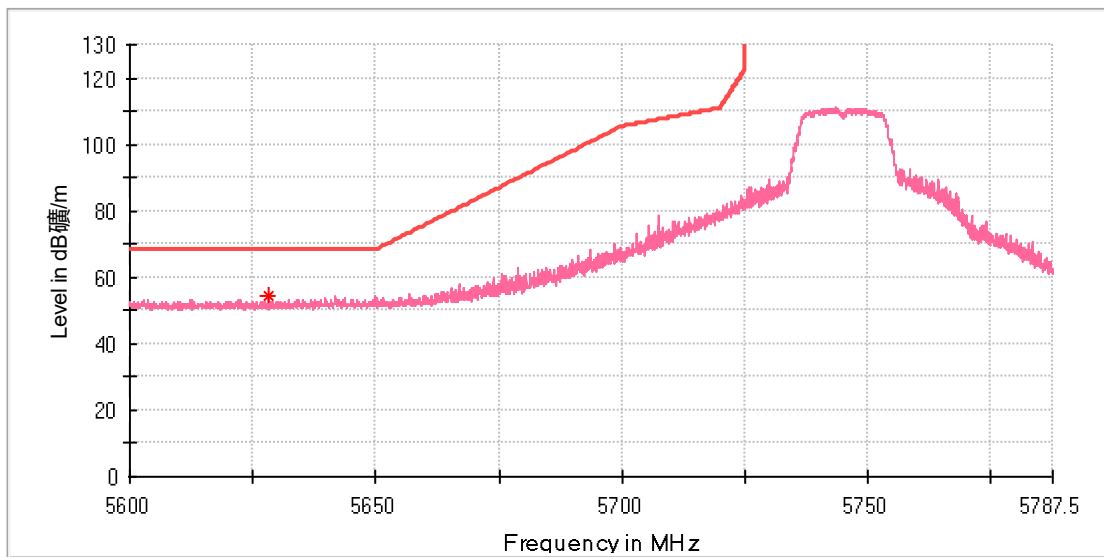
Final_Result

Frequency (MHz)	MaxPeak (dBμV/m)	Limit (dBμV/m)	Margin (dB)	Height (cm)	Pol	Azimuth (deg)	Corr. (dB/m)
---	---	---	---	---		---	---

Produkte
 Products

EUT Information

EUT Name: Control Extender
 Model: EL-IO-200
 Test Mode: WIFI 5G_11n_Ch149
 Order No/Sample No: 168327991/A002938509-024
 Test Voltage:: 120V/60Hz
 Remark: Temp 22 Humi:52%
 Test Standard: FCC 15.407
 Tested By: Kei Zhang
 Reviewed By: Terry Yin



Critical Freqs

Frequency (MHz)	MaxPeak (dBµV/m)	Limit (dBµV/m)	Margin (dB)	Height (cm)	Pol	Azimuth (deg)	Corr. (dB/m)
5628.072917	54.27	68.20	13.93	100.0	V	301.0	13.8

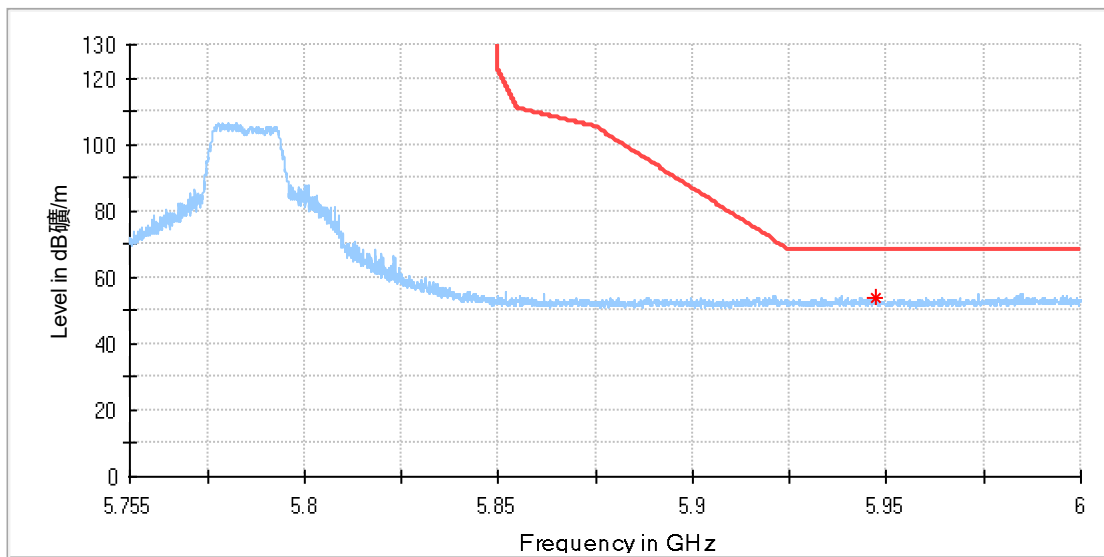
Final Result

Frequency (MHz)	MaxPeak (dBµV/m)	Limit (dBµV/m)	Margin (dB)	Height (cm)	Pol	Azimuth (deg)	Corr. (dB/m)
---	---	---	---	---		---	---

Produkte
 Products

EUT Information

EUT Name: Control Extender
 Model: EL-IO-200
 Test Mode: WIFI 5G_11n_Ch157
 Order No/Sample No: 168327991/A002938509-024
 Test Voltage:: 120V/60Hz
 Remark: Temp 22 Humi:52%
 Test Standard: FCC 15.407
 Tested By: Kei Zhang
 Reviewed By: Terry Yin



Critical Freqs

Frequency (MHz)	MaxPeak (dBµV/m)	Limit (dBµV/m)	Margin (dB)	Height (cm)	Pol	Azimuth (deg)	Corr. (dB/m)
5946.916667	53.95	68.20	14.25	100.0	H	146.0	14.8

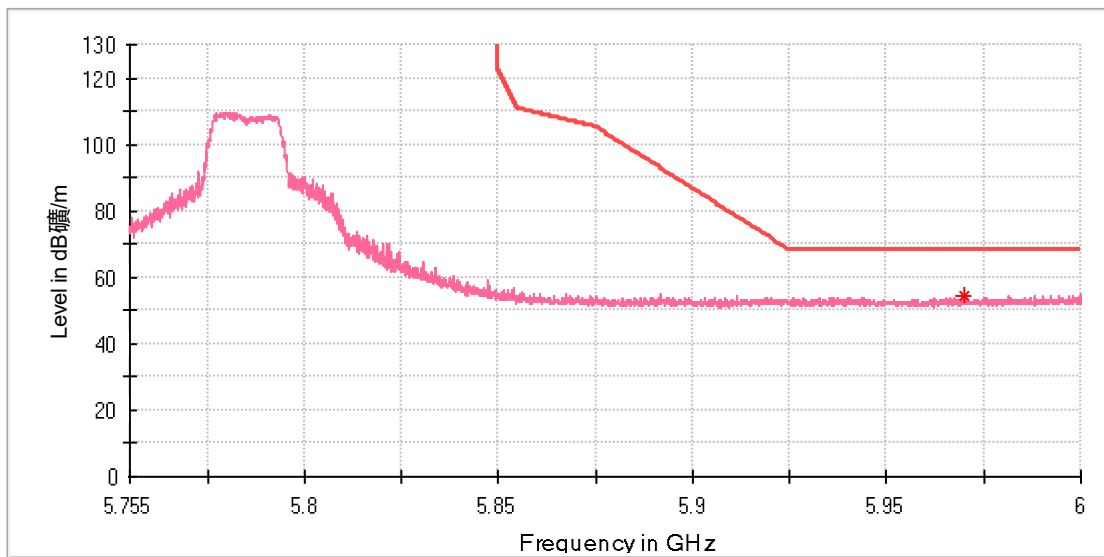
Final Result

Frequency (MHz)	MaxPeak (dBµV/m)	Limit (dBµV/m)	Margin (dB)	Height (cm)	Pol	Azimuth (deg)	Corr. (dB/m)
---	---	---	---	---		---	---

Produkte
 Products

EUT Information

EUT Name:	Control Extender
Model:	EL-IO-200
Test Mode:	WIFI 5G_11n_Ch157
Order No/Sample No:	168327991/A002938509-024
Test Voltage::	120V/60Hz
Remark:	Temp 22 Humi:52%
Test Standard:	FCC 15.407
Tested By:	Kei Zhang
Reviewed By:	Terry Yin



Critical Freqs

Frequency (MHz)	MaxPeak (dBµV/m)	Limit (dBµV/m)	Margin (dB)	Height (cm)	Pol	Azimuth (deg)	Corr. (dB/m)
5970.123611	54.36	68.20	13.84	100.0	V	177.0	14.9

Final Result

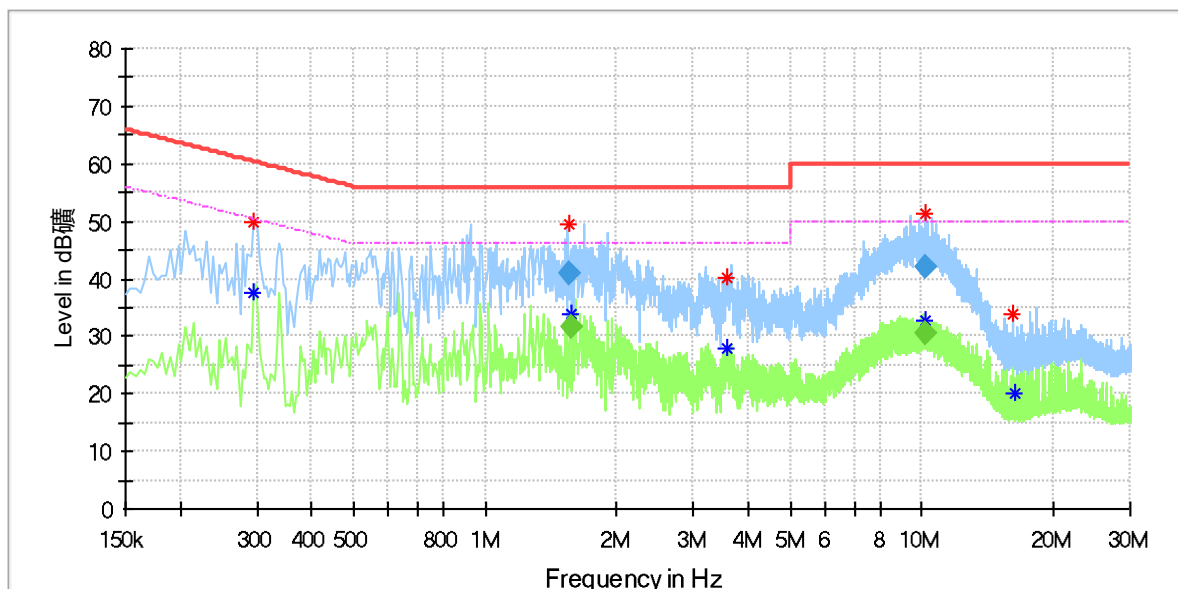
Frequency (MHz)	MaxPeak (dBµV/m)	Limit (dBµV/m)	Margin (dB)	Height (cm)	Pol	Azimuth (deg)	Corr. (dB/m)
---	---	---	---	---		---	---

Appendix C.6: Test Results of Conducted Emission on AC Mains

Wi-Fi 802.11 a/n connecting mode

EUT Information

EUT Name:	Control Extender
Order No:	168327991
Model:	EL-IO-200
Test Mode:	WiFi 5.0GHz (EUT connect to Laptop by WiFi router)
Test Voltage:	AC 230V/50Hz
Test By:	Richard Lin
Review By:	Gary Chen
Remark:	SR1



Critical_Freqs

Frequency (MHz)	MaxPeak (dBμV)	Average (dBμV)	Limit (dBμV)	Margin (dB)	Line	Corr. (dB)
0.294000	---	37.50	50.41	12.91	L1	9.6
0.294000	49.68	---	60.41	10.73	L1	9.6
1.558500	49.33	---	56.00	6.67	L1	9.8
1.566500	---	33.83	46.00	12.17	L1	9.8
3.568000	---	27.98	46.00	18.02	L1	9.9
3.568000	40.34	---	56.00	15.66	L1	9.9
10.226500	---	32.57	50.00	17.43	L1	10.0
10.226500	51.36	---	60.00	8.64	L1	10.0
16.168000	33.96	---	60.00	26.04	L1	10.2
16.408000	---	19.94	50.00	30.06	L1	10.2

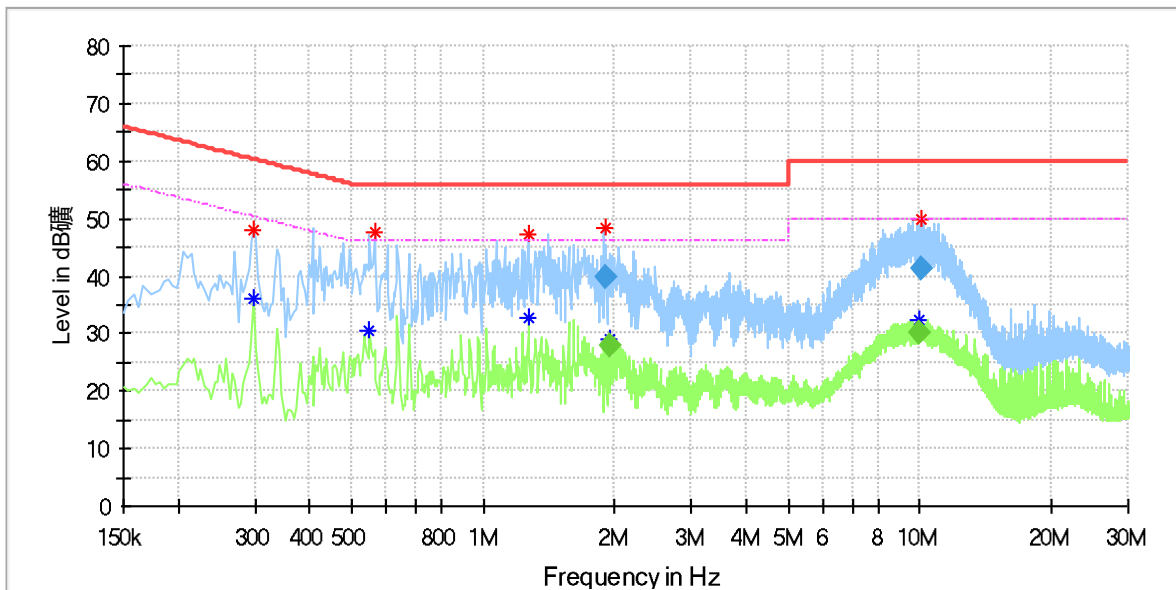
Final_Result

Frequency (MHz)	QuasiPeak (dBμV)	Average (dBμV)	Limit (dBμV)	Margin (dB)	Meas. Time (ms)	Bandwidth (kHz)	Line	Corr. (dB)
1.558500	41.00	---	56.00	15.00	1000.0	9.000	L1	9.8
1.566500	---	31.52	46.00	14.48	1000.0	9.000	L1	9.8
10.226500	41.91	---	60.00	18.09	1000.0	9.000	L1	10.0
10.226500	---	30.39	50.00	19.61	1000.0	9.000	L1	10.0

Produkte
 Products

EUT Information

EUT Name: Control Extender
 Order No: 168327991
 Model: EL-IO-200
 Test Mode: WiFi 5.0GHz (EUT connect to Laptop by WiFi router)
 Test Voltage: AC 230V/50Hz
 Test By: Richard Lin
 Review By: Gary Chen
 Remark: SR1



Critical_Freqs

Frequency (MHz)	MaxPeak (dBµV)	Average (dBµV)	Limit (dBµV)	Margin (dB)	Line	Corr. (dB)
0.298000	---	36.01	50.30	14.29	N	9.6
0.298000	48.15	---	60.30	12.15	N	9.6
0.548000	---	30.68	46.00	15.32	N	9.7
0.564000	47.80	---	56.00	8.20	N	9.7
1.268000	47.39	---	56.00	8.61	N	9.7
1.272000	---	32.89	46.00	13.11	N	9.7
1.905500	48.35	---	56.00	7.65	N	9.7
1.950500	---	29.13	46.00	16.87	N	9.7
9.998500	---	32.52	50.00	17.48	N	10.0
10.078500	49.94	---	60.00	10.06	N	10.0

Final_Result

Frequency (MHz)	QuasiPeak (dBµV)	Average (dBµV)	Limit (dBµV)	Margin (dB)	Meas. Time (ms)	Bandwidth (kHz)	Line	Corr. (dB)
1.905500	39.90	---	56.00	16.10	1000.0	9.000	N	9.7
1.950500	---	27.91	46.00	18.09	1000.0	9.000	N	9.7
9.998500	---	30.29	50.00	19.71	1000.0	9.000	N	10.0
10.078500	41.48	---	60.00	18.52	1000.0	9.000	N	10.0