

## Appendix B: Test Results of Wi-Fi operation for U-NII-1 Band

APPENDIX B: TEST RESULTS OF WI-FI OPERATION FOR U-NII-1 BAND .....	1
APPENDIX B.1: TEST RESULTS OF CONDUCTED POWER SPECTRAL DENSITY .....	2
<i>Wi-Fi 802.11 a mode</i> .....	2
<i>Wi-Fi 802.11 n(HT20) mode</i> .....	5
APPENDIX B.2: TEST RESULTS OF 26DB BANDWIDTH.....	8
<i>Wi-Fi 802.11 N20 mode</i> .....	8
<i>Wi-Fi 802.11 A mode</i> .....	11
APPENDIX B.3: TEST RESULTS OF 99% BANDWIDTH.....	14
<i>Wi-Fi 802.11 a mode</i> .....	14
<i>Wi-Fi 802.11 n(HT20) mode</i> .....	17
APPENDIX B.4: TEST RESULTS OF RADIATED SPURIOUS EMISSIONS .....	20
30MHz - 1GHz ( <i>Worst case</i> ) .....	20
1GHz - 18GHz.....	22
APPENDIX B.5: TEST RESULTS OF RADIATED EMISSIONS IN RESTRICTED BANDS .....	46
<i>Wi-Fi 802.11 a mode</i> .....	46
<i>Wi-Fi 802.11 n(HT20) mode</i> .....	50

## Appendix B.1: Test Results of Conducted Power Spectral Density

Wi-Fi 802.11 a mode

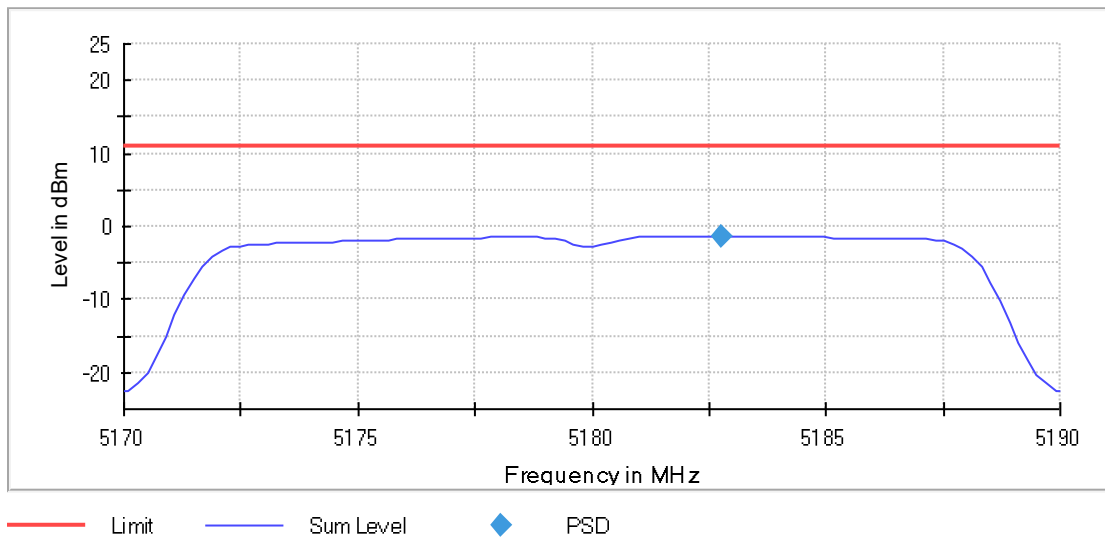
### Result

DUT Frequency (MHz)	Frequency (MHz)	PSD (dBm)	Limit Max (dBm)	Result
5180.000000	5182.772277	-1.358	11.0	PASS

### Ports

Port	State
1	used

Power Spectral Density



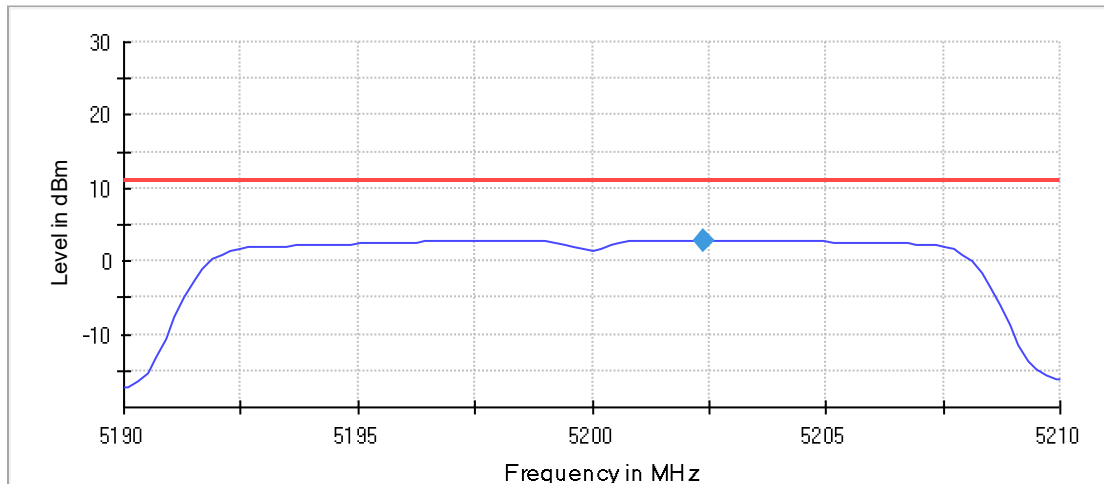
### Measurement

Setting	Instrument Value	Target Value
Start Frequency	5.17000 GHz	5.17000 GHz
Stop Frequency	5.19000 GHz	5.19000 GHz
Span	20.000 MHz	20.000 MHz
RBW	1.000 MHz	<= 1.000 MHz
VBW	3.000 MHz	>= 3.000 MHz
SweepPoints	101	~ 40
Sweeptime	505.000 ms	505.000 ms
Reference Level	0.000 dBm	0.000 dBm
Attenuation	20.000 dB	AUTO
Detector	RMS	RMS
SweepCount	119	119
Filter	3 dB	3 dB
Trace Mode	Max Hold	Max Hold
Sweeptype	Sweep	AUTO
Preamp	off	off
Stablemode	Trace	Trace
Stablevalue	0.30 dB	0.30 dB
Run	4 / max. 15	max. 15
Stable	3 / 3	3
Max Stable Difference	0.00 dB	0.30 dB

## Result

DUT Frequency (MHz)	Frequency (MHz)	PSD (dBm)	Limit Max (dBm)	Result
5200.000000	5202.376238	2.901	11.0	PASS

Power Spectral Density



— Limit    — Sum Level    ◆ PSD

## Measurement

Setting	Instrument Value	Target Value
Start Frequency	5.19000 GHz	5.19000 GHz
Stop Frequency	5.21000 GHz	5.21000 GHz
Span	20.000 MHz	20.000 MHz
RBW	1.000 MHz	<= 1.000 MHz
VBW	3.000 MHz	>= 3.000 MHz
SweepPoints	101	~ 40
Sweeptime	505.000 ms	505.000 ms
Reference Level	10.000 dBm	10.000 dBm
Attenuation	30.000 dB	AUTO
Detector	RMS	RMS
SweepCount	119	119
Filter	3 dB	3 dB
Trace Mode	Max Hold	Max Hold
SweepType	Sweep	AUTO
Preamp	off	off
Stablemode	Trace	Trace
Stablevalue	0.30 dB	0.30 dB
Run	4 / max. 15	max. 15
Stable	3 / 3	3
Max Stable Difference	0.00 dB	0.30 dB

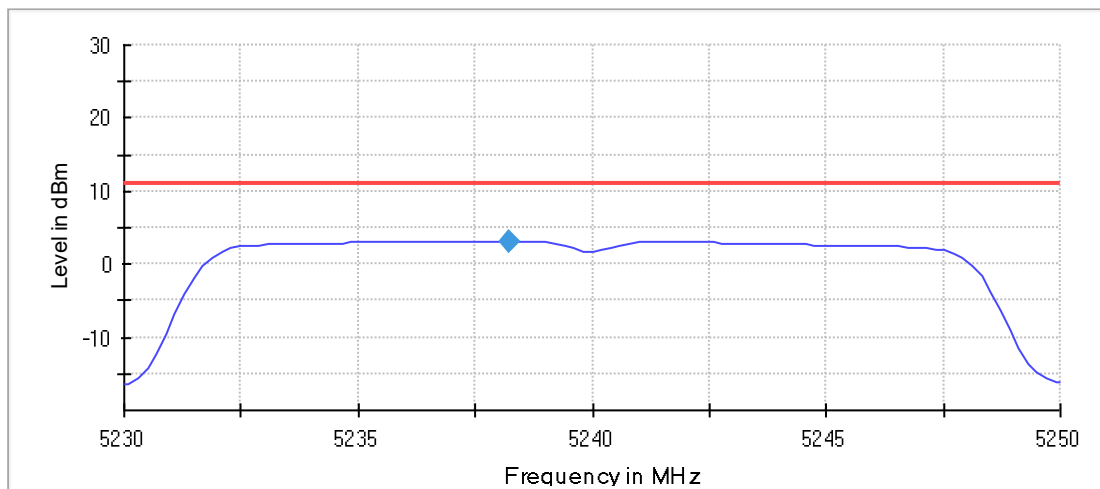
## Result

DUT Frequency (MHz)	Frequency (MHz)	PSD (dBm)	Limit Max (dBm)	Result
5240.000000	5238.217822	3.156	11.0	PASS

## Ports

Port	State
1	used

Power Spectral Density



— Limit    — Sum Level    ◆ PSD

## Measurement

Setting	Instrument Value	Target Value
Start Frequency	5.23000 GHz	5.23000 GHz
Stop Frequency	5.25000 GHz	5.25000 GHz
Span	20.000 MHz	20.000 MHz
RBW	1.000 MHz	<= 1.000 MHz
VBW	3.000 MHz	>= 3.000 MHz
SweepPoints	101	~ 40
Sweeptime	505.000 ms	505.000 ms
Reference Level	10.000 dBm	10.000 dBm
Attenuation	30.000 dB	AUTO
Detector	RMS	RMS
SweepCount	119	119
Filter	3 dB	3 dB
Trace Mode	Max Hold	Max Hold
SweepType	Sweep	AUTO
Preamp	off	off
Stablemode	Trace	Trace
Stablevalue	0.30 dB	0.30 dB
Run	4 / max. 15	max. 15
Stable	3 / 3	3
Max Stable Difference	0.00 dB	0.30 dB

Wi-Fi 802.11 n(HT20) mode

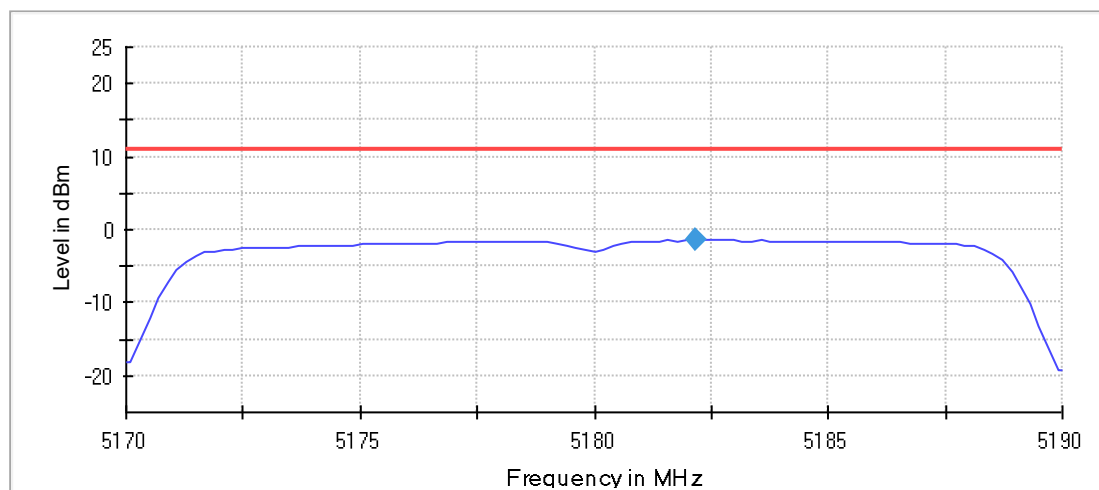
Result

DUT Frequency (MHz)	Frequency (MHz)	PSD (dBm)	Limit Max (dBm)	Result
5180.000000	5182.178218	-1.461	11.0	PASS

Ports

Port	State
1	used

Power Spectral Density



— Limit    — Sum Level    ◆ PSD

PSD Connector 1

Measurement

Setting	Instrument Value	Target Value
Start Frequency	5.17000 GHz	5.17000 GHz
Stop Frequency	5.19000 GHz	5.19000 GHz
Span	20.000 MHz	20.000 MHz
RBW	1.000 MHz	<= 1.000 MHz
VBW	3.000 MHz	>= 3.000 MHz
SweepPoints	101	~ 40
Sweeptime	505.000 ms	505.000 ms
Reference Level	0.000 dBm	0.000 dBm
Attenuation	20.000 dB	AUTO
Detector	RMS	RMS
SweepCount	119	119
Filter	3 dB	3 dB
Trace Mode	Max Hold	Max Hold
Sweeptype	Sweep	AUTO
Preamp	off	off
Stablemode	Trace	Trace
Stablevalue	0.30 dB	0.30 dB
Run	4 / max. 15	max. 15
Stable	3 / 3	3
Max Stable Difference	0.00 dB	0.30 dB

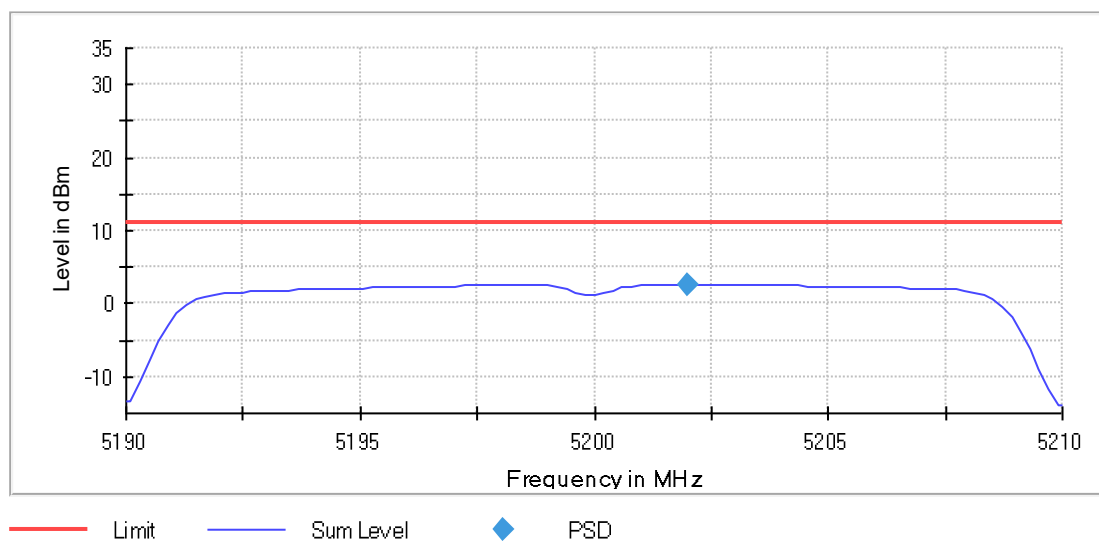
## Result

DUT Frequency (MHz)	Frequency (MHz)	PSD (dBm)	Limit Max (dBm)	Result
5200.000000	5201.980198	2.631	11.0	PASS

## Ports

Port	State
1	used

Power Spectral Density



PSD Connector 1

## Measurement

Setting	Instrument Value	Target Value
Start Frequency	5.19000 GHz	5.19000 GHz
Stop Frequency	5.21000 GHz	5.21000 GHz
Span	20.000 MHz	20.000 MHz
RBW	1.000 MHz	<= 1.000 MHz
VBW	3.000 MHz	>= 3.000 MHz
SweepPoints	101	~ 40
SweepTime	505.000 ms	505.000 ms
Reference Level	10.000 dBm	10.000 dBm
Attenuation	30.000 dB	AUTO
Detector	RMS	RMS
SweepCount	119	119
Filter	3 dB	3 dB
Trace Mode	Max Hold	Max Hold
Sweeptype	Sweep	AUTO
Preamp	off	off
Stablemode	Trace	Trace
Stablevalue	0.30 dB	0.30 dB
Run	4 / max. 15	max. 15
Stable	3 / 3	3
Max Stable Difference	0.02 dB	0.30 dB

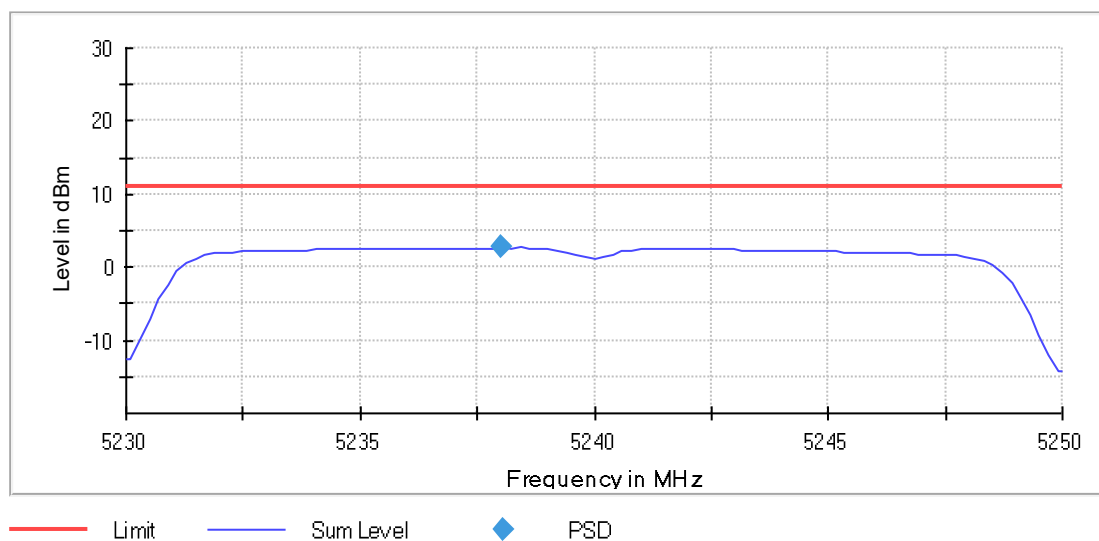
## Result

DUT Frequency (MHz)	Frequency (MHz)	PSD (dBm)	Limit Max (dBm)	Result
5240.000000	5238.019802	2.696	11.0	PASS

## Ports

Port	State
1	used

Power Spectral Density



PSD Connector 1

## Measurement

Setting	Instrument Value	Target Value
Start Frequency	5.23000 GHz	5.23000 GHz
Stop Frequency	5.25000 GHz	5.25000 GHz
Span	20.000 MHz	20.000 MHz
RBW	1.000 MHz	<= 1.000 MHz
VBW	3.000 MHz	>= 3.000 MHz
SweepPoints	101	~ 40
Sweeptime	505.000 ms	505.000 ms
Reference Level	10.000 dBm	10.000 dBm
Attenuation	30.000 dB	AUTO
Detector	RMS	RMS
SweepCount	119	119
Filter	3 dB	3 dB
Trace Mode	Max Hold	Max Hold
Sweeptype	Sweep	AUTO
Preamp	off	off
Stablemode	Trace	Trace
Stablevalue	0.30 dB	0.30 dB
Run	4 / max. 15	max. 15
Stable	3 / 3	3
Max Stable Difference	0.01 dB	0.30 dB

## Appendix B.2: Test Results of 26dB Bandwidth

Wi-Fi 802.11 N20 mode

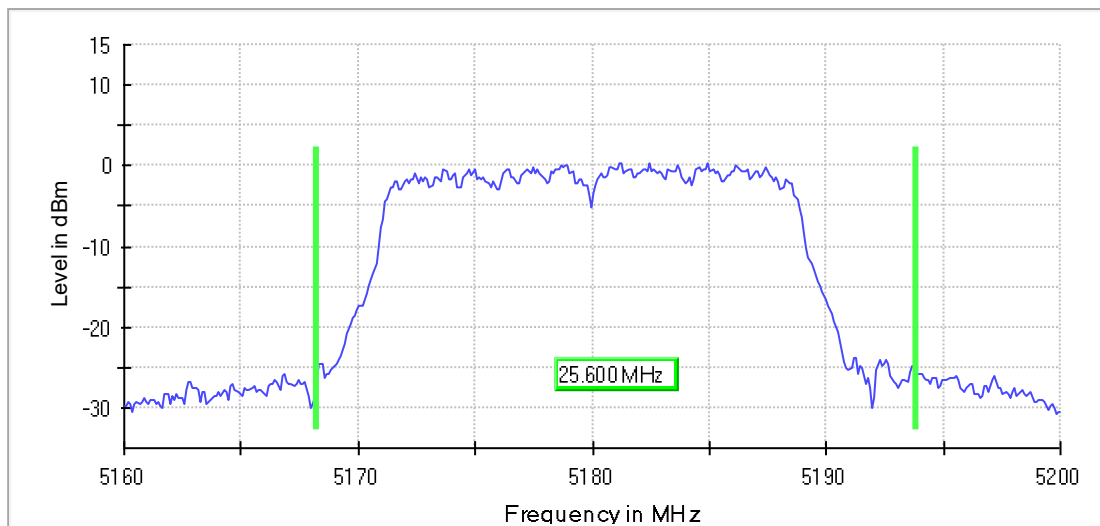
### 26 dB Bandwidth

DUT Frequency (MHz)	Bandwidth (MHz)	Limit Min (MHz)	Limit Max (MHz)	Band Edge Left (MHz)	Band Edge Right (MHz)
5180.000000	25.600000	---	---	5168.250000	5193.850000

(continuation of the "26 dB Bandwidth" table from column 6 ...)

DUT Frequency (MHz)	Max Level (dBm)	Result
5180.000000	0.4	PASS

26 dB Bandwidth





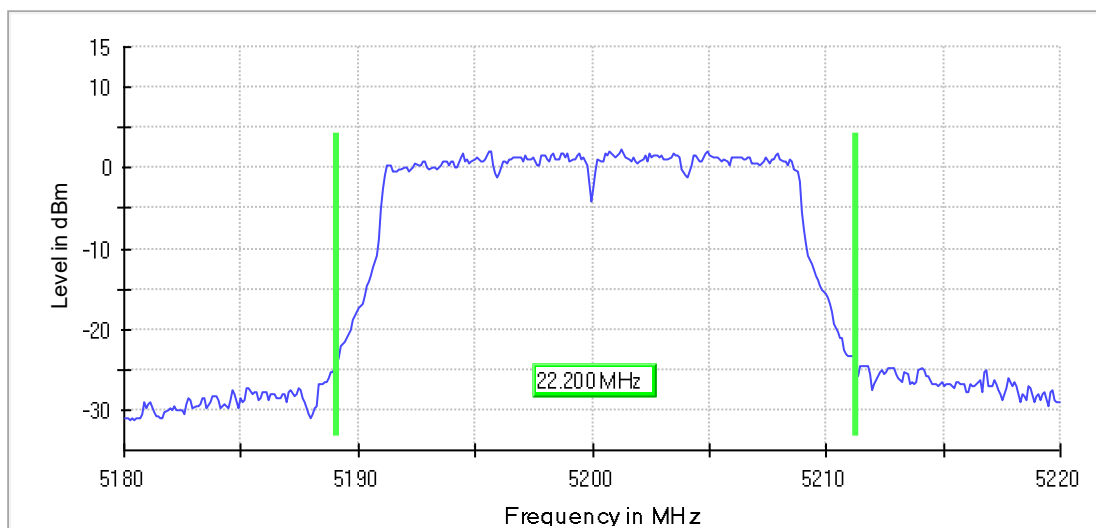
## 26 dB Bandwidth

DUT Frequency (MHz)	Bandwidth (MHz)	Limit Min (MHz)	Limit Max (MHz)	Band Edge Left (MHz)	Band Edge Right (MHz)
5200.000000	22.200000	---	---	5189.050000	5211.250000

(continuation of the "26 dB Bandwidth" table from column 6 ...)

DUT Frequency (MHz)	Max Level (dBm)	Result
5200.000000	2.3	PASS

26 dB Bandwidth



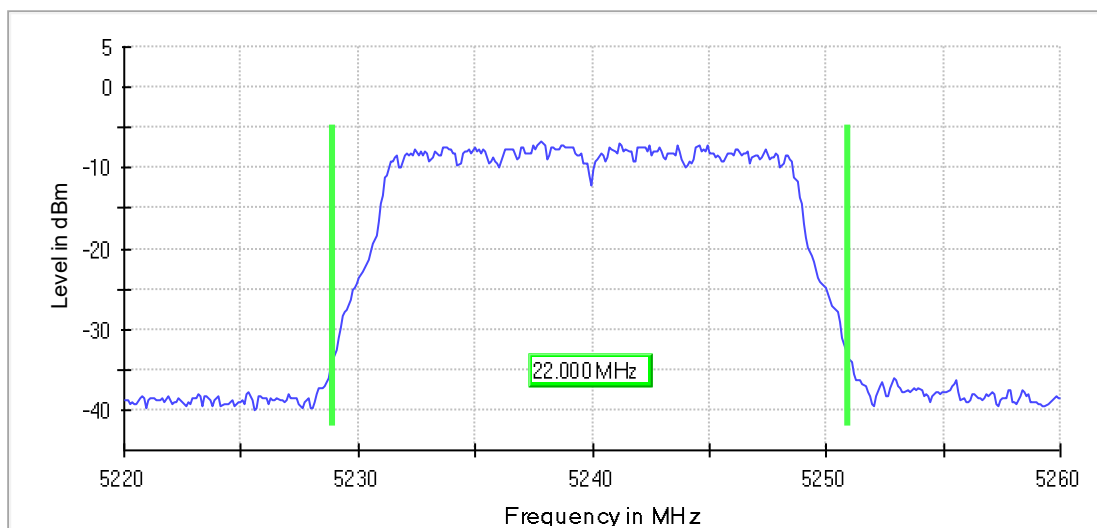
## 26 dB Bandwidth

DUT Frequency (MHz)	Bandwidth (MHz)	Limit Min (MHz)	Limit Max (MHz)	Band Edge Left (MHz)	Band Edge Right (MHz)
5240.000000	22.000000	---	---	5228.950000	5250.950000

(continuation of the "26 dB Bandwidth" table from column 6 ...)

DUT Frequency (MHz)	Max Level (dBm)	Result
5240.000000	-6.7	PASS

26 dB Bandwidth



Wi-Fi 802.11 A mode

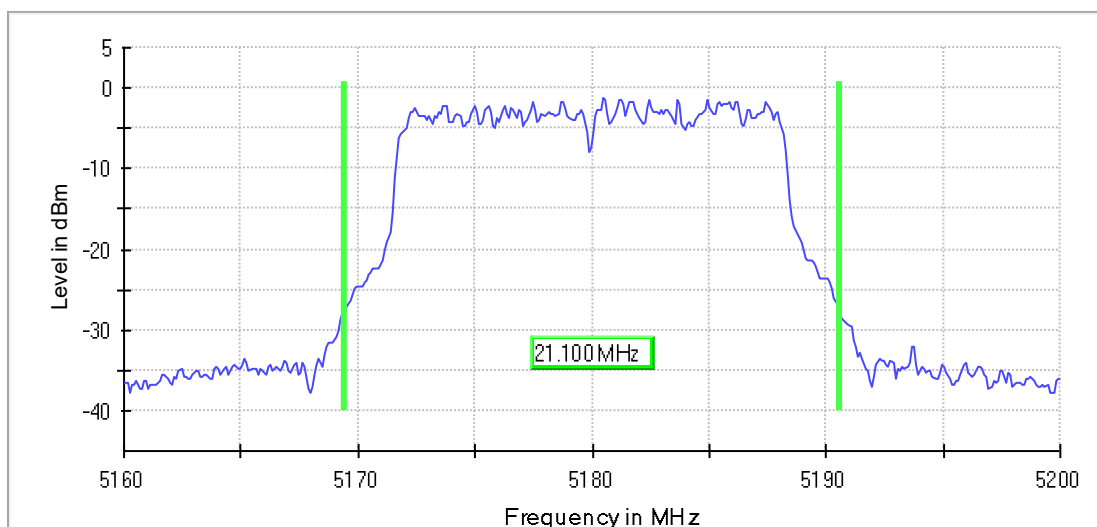
**26 dB Bandwidth**

DUT Frequency (MHz)	Bandwidth (MHz)	Limit Min (MHz)	Limit Max (MHz)	Band Edge Left (MHz)	Band Edge Right (MHz)
5180.000000	21.100000	---	---	5169.450000	5190.550000

(continuation of the "26 dB Bandwidth" table from column 6 ...)

DUT Frequency (MHz)	Max Level (dBm)	Result
5180.000000	-1.2	PASS

26 dB Bandwidth



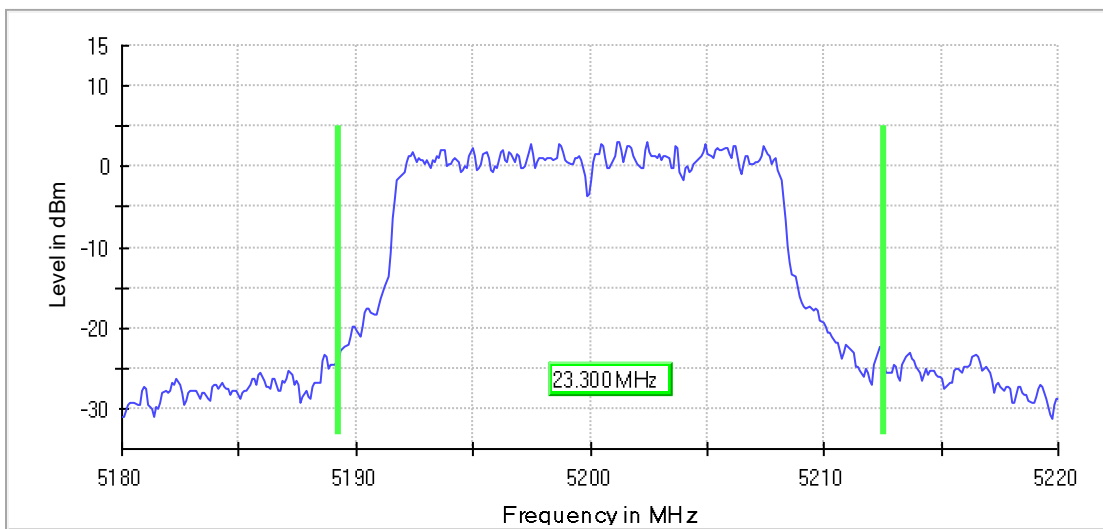
## 26 dB Bandwidth

DUT Frequency (MHz)	Bandwidth (MHz)	Limit Min (MHz)	Limit Max (MHz)	Band Edge Left (MHz)	Band Edge Right (MHz)
5200.000000	23.300000	---	---	5189.250000	5212.550000

(continuation of the "26 dB Bandwidth" table from column 6 ...)

DUT Frequency (MHz)	Max Level (dBm)	Result
5200.000000	3.0	PASS

26 dB Bandwidth



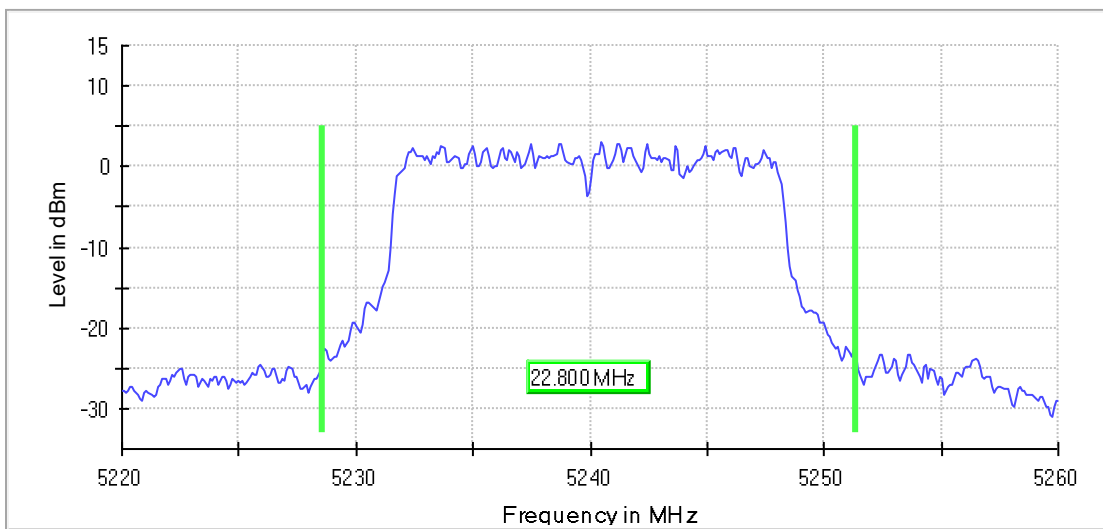
## 26 dB Bandwidth

DUT Frequency (MHz)	Bandwidth (MHz)	Limit Min (MHz)	Limit Max (MHz)	Band Edge Left (MHz)	Band Edge Right (MHz)
5240.000000	22.800000	---	---	5228.550000	5251.350000

(continuation of the "26 dB Bandwidth" table from column 6 ...)

DUT Frequency (MHz)	Max Level (dBm)	Result
5240.000000	3.0	PASS

26 dB Bandwidth



### Appendix B.3: Test Results of 99% Bandwidth

Wi-Fi 802.11 a mode

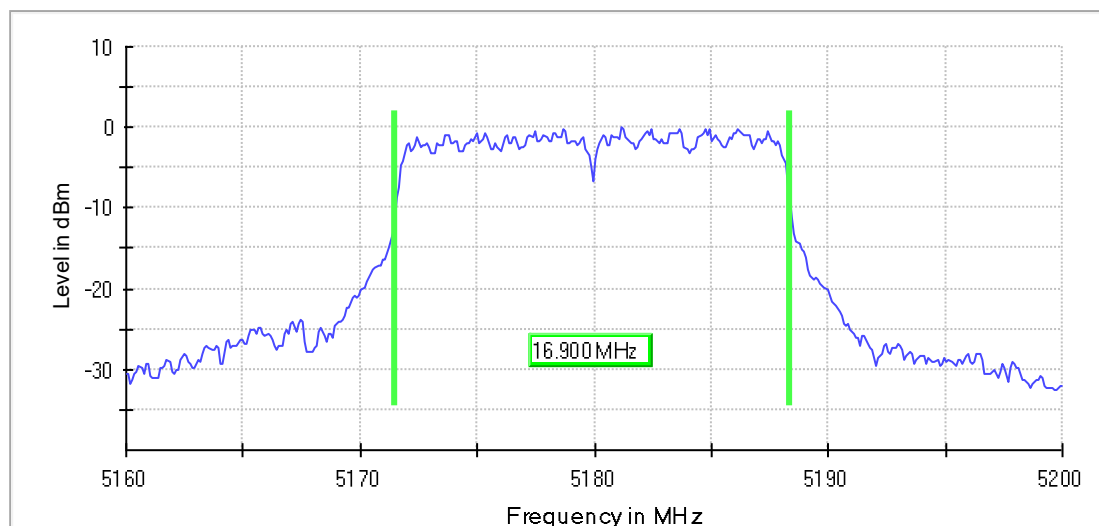
#### 99 % Bandwidth

DUT Frequency (MHz)	Bandwidth (MHz)	Limit Min (MHz)	Limit Max (MHz)	Band Edge Left (MHz)	Band Edge Right (MHz)
5180.000000	16.900000	---	---	5171.450000	5188.350000

(continuation of the "99 % Bandwidth" table from column 6 ...)

DUT Frequency (MHz)	Result
5180.000000	PASS

99 % Bandwidth



#### Measurement

Setting	Instrument Value	Target Value
Start Frequency	5.16000 GHz	5.16000 GHz
Stop Frequency	5.20000 GHz	5.20000 GHz
Span	40.000 MHz	40.000 MHz
RBW	200.000 kHz	>= 200.000 kHz
VBW	1.000 MHz	>= 600.000 kHz
SweepPoints	400	~ 400
SweepTime	47.266 µs	AUTO
Reference Level	0.000 dBm	0.000 dBm
Attenuation	20.000 dB	AUTO
Detector	MaxPeak	MaxPeak
SweepCount	200	200
Filter	3 dB	3 dB
Trace Mode	Max Hold	Max Hold
SweepType	FFT	AUTO
Preamp	off	off
Stablemode	Trace	Trace
Stablevalue	0.30 dB	0.30 dB
Run	31 / max. 150	max. 150
Stable	5 / 5	5
Max Stable Difference	0.15 dB	0.30 dB

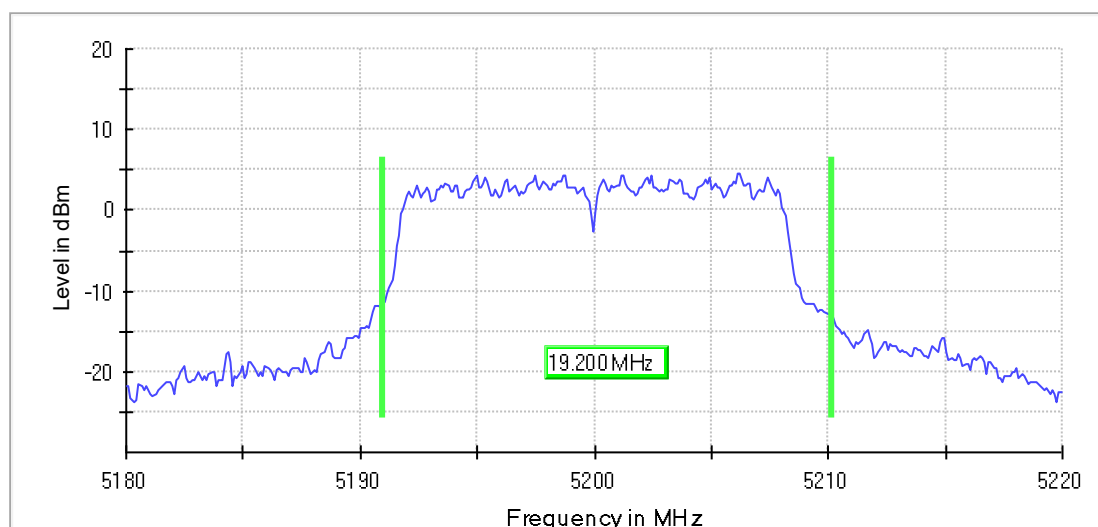
## 99 % Bandwidth

DUT Frequency (MHz)	Bandwidth (MHz)	Limit Min (MHz)	Limit Max (MHz)	Band Edge Left (MHz)	Band Edge Right (MHz)
5200.000000	19.200000	---	---	5190.950000	5210.150000

(continuation of the "99 % Bandwidth" table from column 6 ...)

DUT Frequency (MHz)	Result
5200.000000	PASS

99 % Bandwidth



## Measurement

Setting	Instrument Value	Target Value
Start Frequency	5.18000 GHz	5.18000 GHz
Stop Frequency	5.22000 GHz	5.22000 GHz
Span	40.000 MHz	40.000 MHz
RBW	200.000 kHz	>= 200.000 kHz
VBW	1.000 MHz	>= 600.000 kHz
SweepPoints	400	~ 400
SweepTime	47.266 µs	AUTO
Reference Level	10.000 dBm	10.000 dBm
Attenuation	30.000 dB	AUTO
Detector	MaxPeak	MaxPeak
SweepCount	200	200
Filter	3 dB	3 dB
Trace Mode	Max Hold	Max Hold
Sweeptype	FFT	AUTO
Preamp	off	off
Stablemode	Trace	Trace
Stablevalue	0.30 dB	0.30 dB
Run	35 / max. 150	max. 150
Stable	5 / 5	5
Max Stable Difference	0.21 dB	0.30 dB

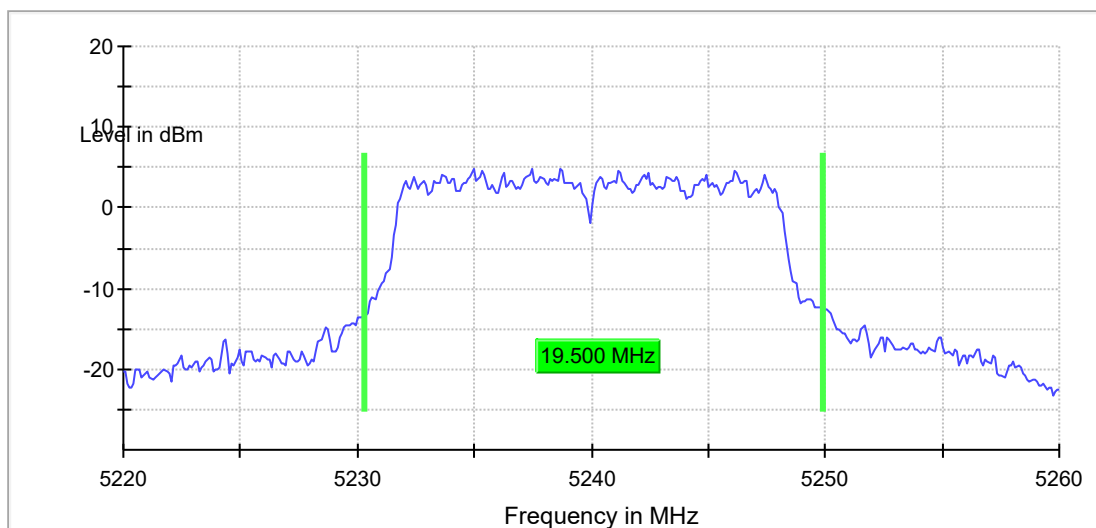
## 99 % Bandwidth

DUT Frequency (MHz)	Bandwidth (MHz)	Limit Min (MHz)	Limit Max (MHz)	Band Edge Left (MHz)	Band Edge Right (MHz)
5240.000000	19.500000	---	---	5230.350000	5249.850000

(continuation of the "99 % Bandwidth" table from column 6 ...)

DUT Frequency (MHz)	Result
5240.000000	PASS

99 % Bandwidth



## Measurement

Setting	Instrument Value	Target Value
Start Frequency	5.22000 GHz	5.22000 GHz
Stop Frequency	5.26000 GHz	5.26000 GHz
Span	40.000 MHz	40.000 MHz
RBW	200.000 kHz	>= 200.000 kHz
VBW	1.000 MHz	>= 600.000 kHz
SweepPoints	400	~ 400
SweepTime	47.266 µs	AUTO
Reference Level	10.000 dBm	10.000 dBm
Attenuation	30.000 dB	AUTO
Detector	MaxPeak	MaxPeak
SweepCount	200	200
Filter	3 dB	3 dB
Trace Mode	Max Hold	Max Hold
Sweeptype	FFT	AUTO
Preamp	off	off
Stablemode	Trace	Trace
Stablevalue	0.30 dB	0.30 dB
Run	21 / max. 150	max. 150
Stable	5 / 5	5
Max Stable Difference	0.19 dB	0.30 dB



Produkte  
 Products

Wi-Fi 802.11 n(HT20) mode

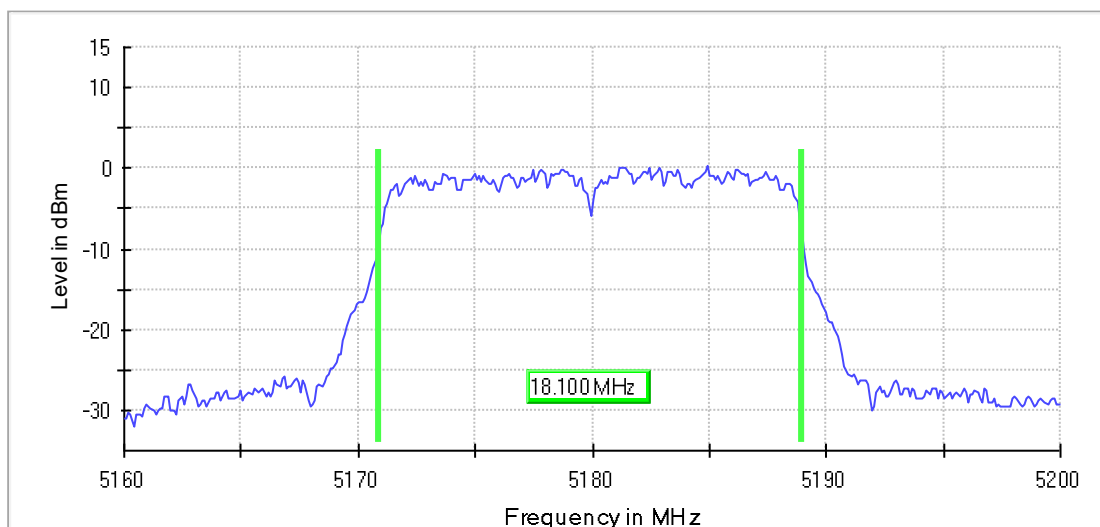
99 % Bandwidth

DUT Frequency (MHz)	Bandwidth (MHz)	Limit Min (MHz)	Limit Max (MHz)	Band Edge Left (MHz)	Band Edge Right (MHz)
5180.000000	18.100000	---	---	5170.850000	5188.950000

(continuation of the "99 % Bandwidth" table from column 6 ...)

DUT Frequency (MHz)	Result
5180.000000	PASS

99 % Bandwidth



Measurement

Setting	Instrument Value	Target Value
Start Frequency	5.16000 GHz	5.16000 GHz
Stop Frequency	5.20000 GHz	5.20000 GHz
Span	40.000 MHz	40.000 MHz
RBW	200.000 kHz	>= 200.000 kHz
VBW	1.000 MHz	>= 600.000 kHz
SweepPoints	400	~ 400
SweepTime	47.266 µs	AUTO
Reference Level	0.000 dBm	0.000 dBm
Attenuation	20.000 dB	AUTO
Detector	MaxPeak	MaxPeak
SweepCount	200	200
Filter	3 dB	3 dB
Trace Mode	Max Hold	Max Hold
SweepType	FFT	AUTO
Preamp	off	off
Stablemode	Trace	Trace
Stablevalue	0.30 dB	0.30 dB
Run	53 / max. 150	max. 150
Stable	5 / 5	5
Max Stable Difference	0.06 dB	0.30 dB

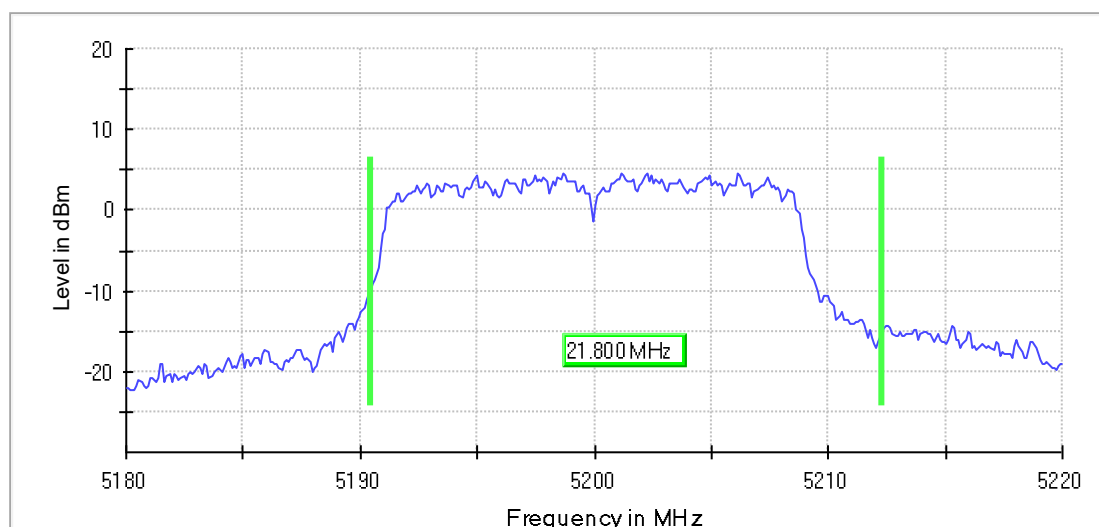
## 99 % Bandwidth

DUT Frequency (MHz)	Bandwidth (MHz)	Limit Min (MHz)	Limit Max (MHz)	Band Edge Left (MHz)	Band Edge Right (MHz)
5200.000000	21.800000	---	---	5190.450000	5212.250000

(continuation of the "99 % Bandwidth" table from column 6 ...)

DUT Frequency (MHz)	Result
5200.000000	PASS

99 % Bandwidth



Bandwidth

## Measurement

Setting	Instrument Value	Target Value
Start Frequency	5.18000 GHz	5.18000 GHz
Stop Frequency	5.22000 GHz	5.22000 GHz
Span	40.000 MHz	40.000 MHz
RBW	200.000 kHz	>= 200.000 kHz
VBW	1.000 MHz	>= 600.000 kHz
SweepPoints	400	~ 400
Sweeptime	47.266 µs	AUTO
Reference Level	10.000 dBm	10.000 dBm
Attenuation	30.000 dB	AUTO
Detector	MaxPeak	MaxPeak
SweepCount	200	200
Filter	3 dB	3 dB
Trace Mode	Max Hold	Max Hold
Sweeptype	FFT	AUTO
Preamp	off	off
Stablemode	Trace	Trace
Stablevalue	0.30 dB	0.30 dB
Run	70 / max. 150	max. 150
Stable	5 / 5	5
Max Stable Difference	0.00 dB	0.30 dB

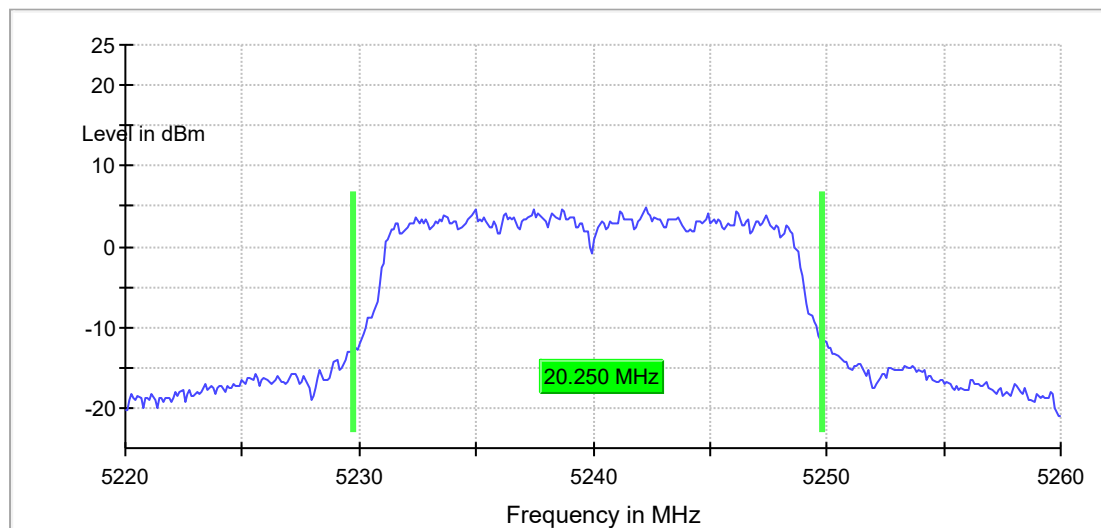
## 99 % Bandwidth

DUT Frequency (MHz)	Bandwidth (MHz)	Limit Min (MHz)	Limit Max (MHz)	Band Edge Left (MHz)	Band Edge Right (MHz)
5240.000000	20.250000	---	---	5229.650000	5249.900000

(continuation of the "99 % Bandwidth" table from column 6 ...)

DUT Frequency (MHz)	Result
5240.000000	PASS

99 % Bandwidth



## Measurement

Setting	Instrument Value	Target Value
Start Frequency	5.22000 GHz	5.22000 GHz
Stop Frequency	5.26000 GHz	5.26000 GHz
Span	40.000 MHz	40.000 MHz
RBW	200.000 kHz	>= 200.000 kHz
VBW	1.000 MHz	>= 600.000 kHz
SweepPoints	400	~ 400
SweepTime	47.266 µs	AUTO
Reference Level	10.000 dBm	10.000 dBm
Attenuation	30.000 dB	AUTO
Detector	MaxPeak	MaxPeak
SweepCount	200	200
Filter	3 dB	3 dB
Trace Mode	Max Hold	Max Hold
SweepType	FFT	AUTO
Preamp	off	off
Stablemode	Trace	Trace
Stablevalue	0.30 dB	0.30 dB
Run	59 / max. 150	max. 150
Stable	5 / 5	5
Max Stable Difference	0.21 dB	0.30 dB

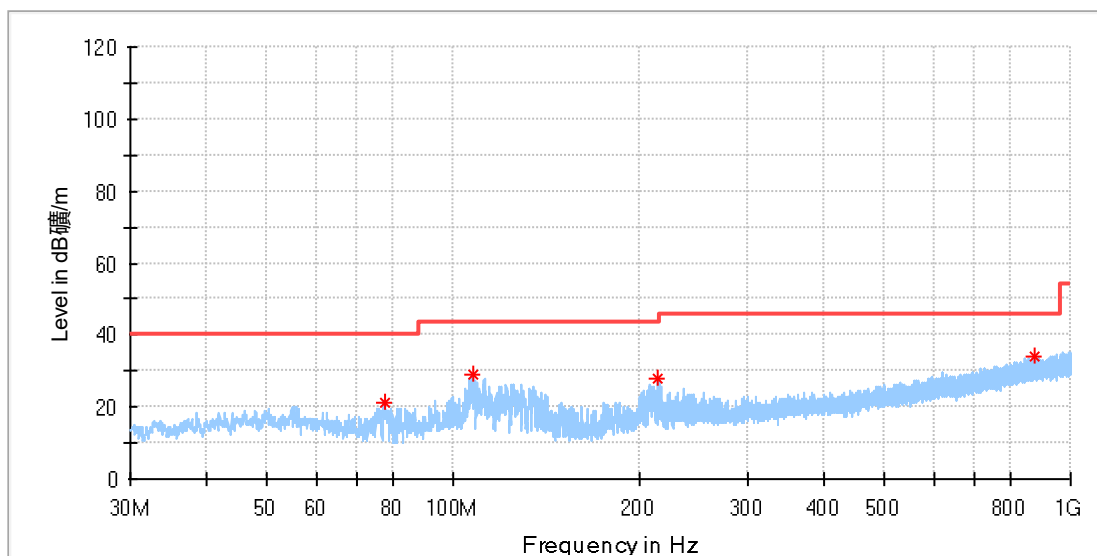
## Appendix B.4: Test Results of Radiated Spurious Emissions

**Note:** Testing was carried out within frequency range 9kHz to the tenth harmonics. The measurement results below 30MHz and above 18GHz were greater than 20dB below the limit, so only the radiated spurious emissions from 30MHz to 18GHz were reported.

**30MHz - 1GHz (Worst case)**  
**Wi-Fi 802.11 a mode**

### EUT Information

EUT Name:	Control Extender
Model:	EL-IO-200
Test Mode:	WIFI 5G_11a_Ch36
Order No/Sample No:	168327991/A002938509-024
Test Voltage::	120V/60Hz
Remark:	Temp 22 Humi:52%
Test Standard:	FCC 15.407
Tested By:	Kei Zhang
Reviewed By:	Terry Yin



### Critical Freqs

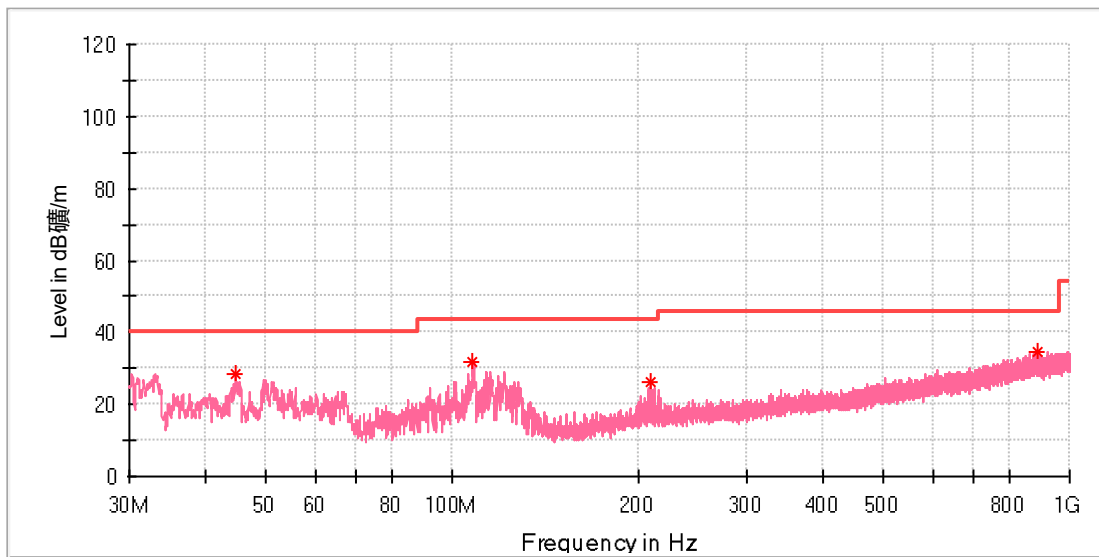
Frequency (MHz)	MaxPeak (dBµV/m)	Limit (dBµV/m)	Margin (dB)	Height (cm)	Pol	Azimuth (deg)	Corr. (dB/m)
77.578500	21.15	40.00	18.85	100.0	H	334.0	-23.4
107.697000	29.13	43.50	14.37	100.0	H	171.0	-18.9
214.251500	27.78	43.50	15.72	100.0	H	303.0	-18.8
871.184000	34.23	46.00	11.77	100.0	H	127.0	-5.2

### Final Result

Frequency (MHz)	QuasiPeak (dBµV/m)	Limit (dBµV/m)	Margin (dB)	Height (cm)	Pol	Azimuth (deg)	Corr. (dB/m)
---	---	---	---	---		---	---

## EUT Information

EUT Name:	Control Extender
Model:	EL-IO-200
Test Mode:	WIFI 5G_11a_Ch36
Order No/Sample No:	168327991/A002938509-024
Test Voltage::	120V/60Hz
Remark:	Temp 22 Humi:52%
Test Standard:	FCC 15.407
Tested By:	Kei Zhang
Reviewed By:	Terry Yin



## Critical Freqs

Frequency (MHz)	MaxPeak (dBµV/m)	Limit (dBµV/m)	Margin (dB)	Height (cm)	Pol	Azimuth (deg)	Corr. (dB/m)
44.598500	28.65	40.00	11.35	100.0	V	262.0	-18.9
107.988000	31.81	43.50	11.69	100.0	V	215.0	-18.9
209.644000	26.01	43.50	17.49	100.0	V	271.0	-18.9
887.383000	34.55	46.00	11.45	100.0	V	99.0	-5.1

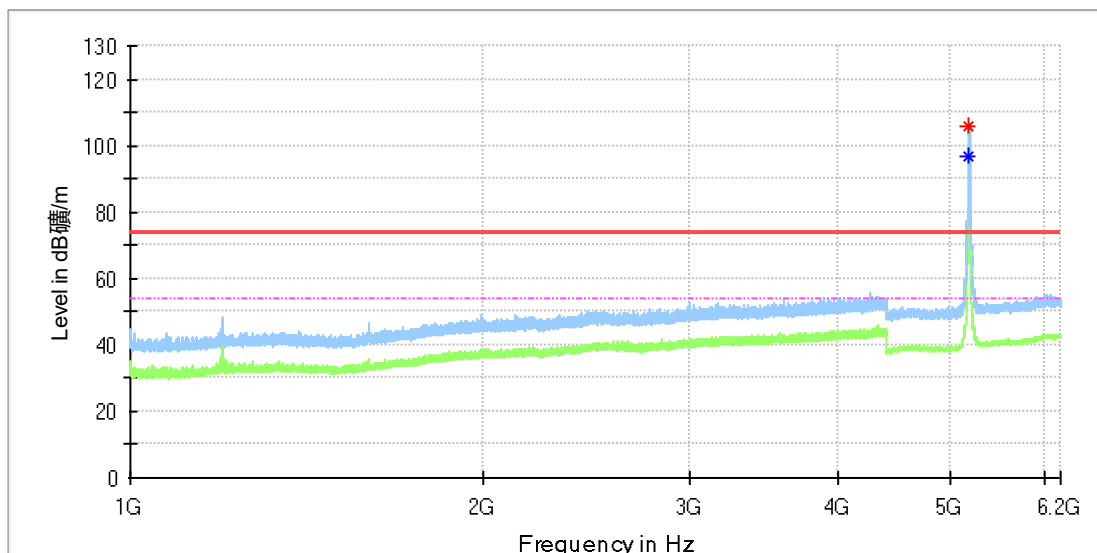
## Final Result

Frequency (MHz)	QuasiPeak (dBµV/m)	Limit (dBµV/m)	Margin (dB)	Height (cm)	Pol	Azimuth (deg)	Corr. (dB/m)
---	---	---	---	---		---	---

**1GHz - 18GHz**  
**Wi-Fi 802.11 a mode**

**EUT Information**

EUT Name:	Control Extender
Model:	EL-IO-200
Test Mode:	WIFI 5G_11a_Ch36
Order No/Sample No:	168327991/A002938509-024
Test Voltage::	120V/60Hz
Remark:	Temp 22 Humi:52%
Test Standard:	FCC 15.407
Tested By:	Kei Zhang
Reviewed By:	Terry Yin



**Critical Freqs**

Frequency (MHz)	MaxPeak (dBµV/m)	Average (dBµV/m)	Limit (dBµV/m)	Margin (dB)	Height (cm)	Pol	Azimuth (deg)	Corr. (dB/m)
*5175.500000	105.68	---	---	---	100.0	H	52.0	12.5
*5182.000000	---	96.70	---	---	100.0	H	52.0	12.6

\*It's the fundamental.

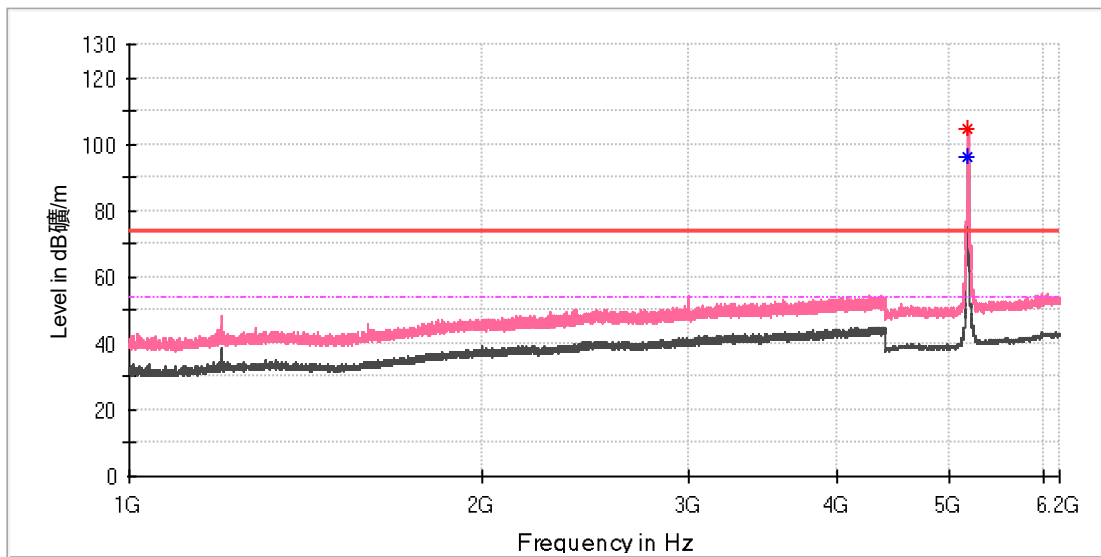
**Final Result**

Frequency (MHz)	MaxPeak (dBµV/m)	Limit (dBµV/m)	Margin (dB)	Height (cm)	Pol	Azimuth (deg)	Corr. (dB/m)
---	---	---	---	---		---	---

Produkte  
 Products

### EUT Information

EUT Name: Control Extender  
 Model: EL-IO-200  
 Test Mode: WIFI 5G\_11a\_Ch36  
 Order No/Sample No: 168327991/A002938509-024  
 Test Voltage:: 120V/60Hz  
 Remark: Temp 22 Humi:52%  
 Test Standard: FCC 15.407  
 Tested By: Kei Zhang  
 Reviewed By: Terry Yin



### Critical Freqs

Frequency (MHz)	MaxPeak (dBµV/m)	Average (dBµV/m)	Limit (dBµV/m)	Margin (dB)	Height (cm)	Pol	Azimuth (deg)	Corr. (dB/m)
*5178.500000	104.84	---	---	---	100.0	V	63.0	12.6
*5182.000000	---	95.98	---	---	100.0	V	63.0	12.6

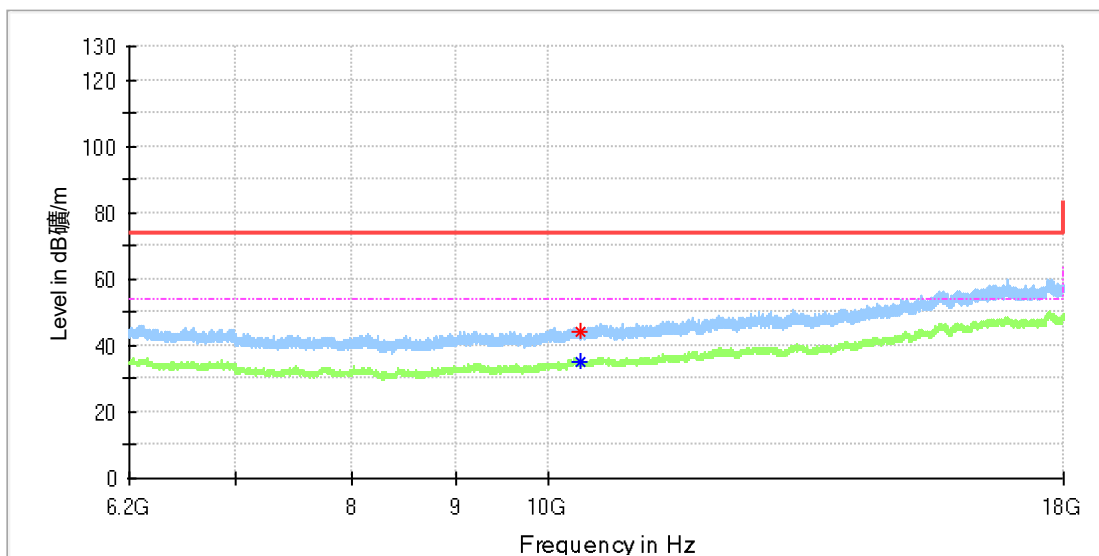
\*It's the fundamental.

### Final Result

Frequency (MHz)	MaxPeak (dBµV/m)	Limit (dBµV/m)	Margin (dB)	Height (cm)	Pol	Azimuth (deg)	Corr. (dB/m)
---	---	---	---	---		---	---

## EUT Information

EUT Name:	Control Extender
Model:	EL-IO-200
Test Mode:	WIFI 5G_11a_Ch36
Order No/Sample No:	168327991/A002938509-024
Test Voltage::	120V/60Hz
Remark:	Temp 22 Humi:52%
Test Standard:	FCC 15.407
Tested By:	Kei Zhang
Reviewed By:	Terry Yin



## Critical Freqs

Frequency (MHz)	MaxPeak (dBµV/m)	Average (dBµV/m)	Limit (dBµV/m)	Margin (dB)	Height (cm)	Pol	Azimuth (deg)	Corr. (dB/m)
10367.858333	44.21	---	74.00	29.79	100.0	H	287.0	11.8
10368.841667	---	35.28	54.00	18.72	100.0	H	23.0	11.8

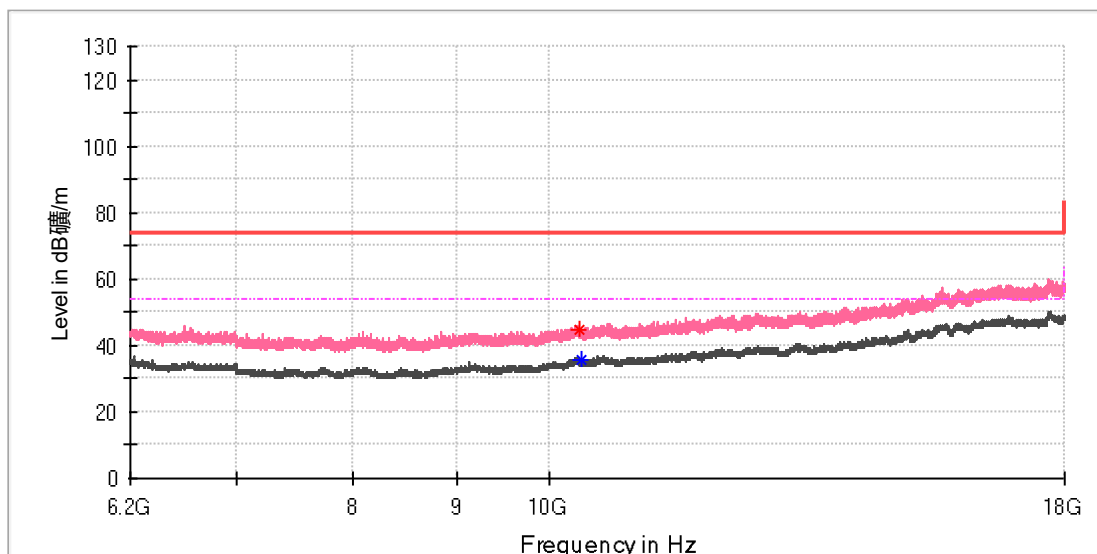
## Final Result

Frequency (MHz)	MaxPeak (dBµV/m)	Limit (dBµV/m)	Margin (dB)	Height (cm)	Pol	Azimuth (deg)	Corr. (dB/m)
---	---	---	---	---		---	---



## EUT Information

EUT Name:	Control Extender
Model:	EL-IO-200
Test Mode:	WIFI 5G_11a_Ch36
Order No/Sample No:	168327991/A002938509-024
Test Voltage::	120V/60Hz
Remark:	Temp 22 Humi:52%
Test Standard:	FCC 15.407
Tested By:	Kei Zhang
Reviewed By:	Terry Yin



## Critical Freqs

Frequency (MHz)	MaxPeak (dBµV/m)	Average (dBµV/m)	Limit (dBµV/m)	Margin (dB)	Height (cm)	Pol	Azimuth (deg)	Corr. (dB/m)
10358.025000	44.83	---	74.00	29.17	100.0	V	56.0	11.8
10363.433333	---	35.88	54.00	18.12	100.0	V	82.0	11.8

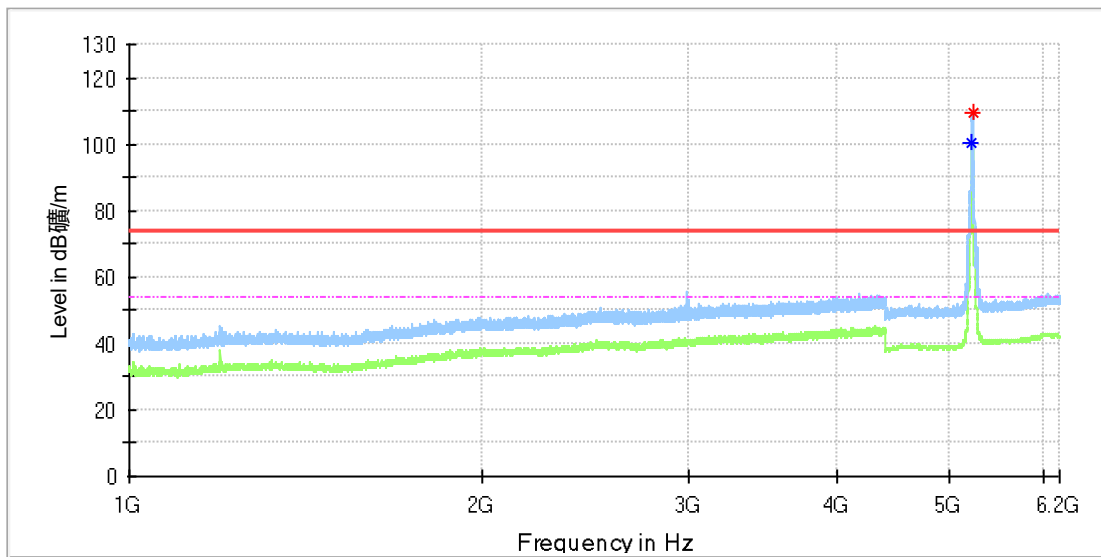
## Final Result

Frequency (MHz)	MaxPeak (dBµV/m)	Limit (dBµV/m)	Margin (dB)	Height (cm)	Pol	Azimuth (deg)	Corr. (dB/m)
---	---	---	---	---		---	---

Produkte  
 Products

### EUT Information

EUT Name: Control Extender  
 Model: EL-IO-200  
 Test Mode: WIFI 5G\_11a\_Ch44  
 Order No/Sample No: 168327991/A002938509-024  
 Test Voltage:: 120V/60Hz  
 Remark: Temp 22 Humi:52%  
 Test Standard: FCC 15.407  
 Tested By: Kei Zhang  
 Reviewed By: Terry Yin



### Critical Freqs

Frequency (MHz)	MaxPeak (dBµV/m)	Average (dBµV/m)	Limit (dBµV/m)	Margin (dB)	Height (cm)	Pol	Azimuth (deg)	Corr. (dB/m)
*5222.000000	---	100.35	---	---	100.0	H	63.0	12.7
*5227.000000	109.40	---	---	---	100.0	H	77.0	12.8

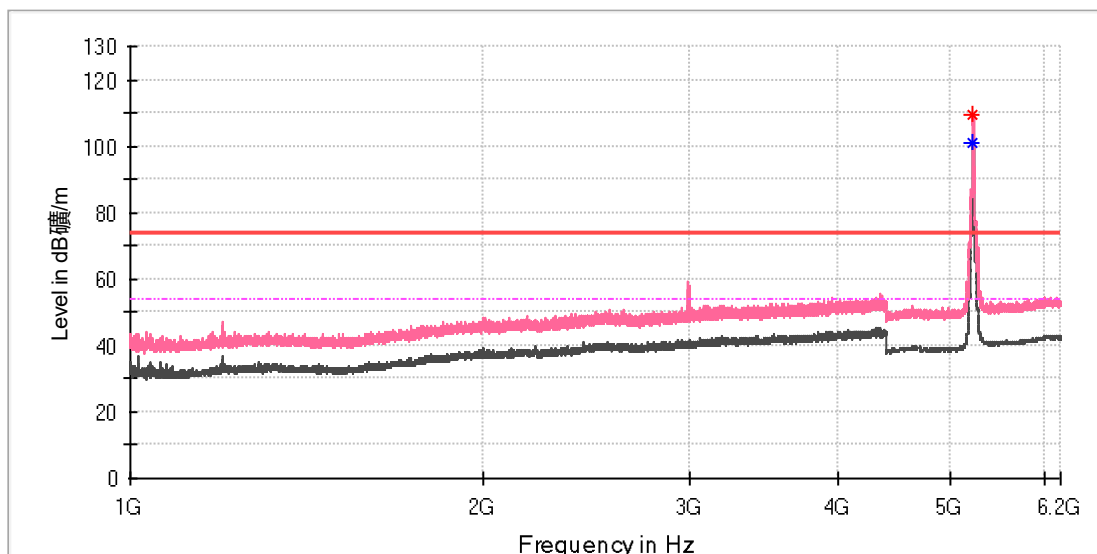
\*It's the fundamental.

### Final Result

Frequency (MHz)	MaxPeak (dBµV/m)	Limit (dBµV/m)	Margin (dB)	Height (cm)	Pol	Azimuth (deg)	Corr. (dB/m)
---	---	---	---	---		---	---

## EUT Information

EUT Name:	Control Extender
Model:	EL-IO-200
Test Mode:	WIFI 5G_11a_Ch44
Order No/Sample No:	168327991/A002938509-024
Test Voltage::	120V/60Hz
Remark:	Temp 22 Humi:52%
Test Standard:	FCC 15.407
Tested By:	Kei Zhang
Reviewed By:	Terry Yin



## Critical Freqs

Frequency (MHz)	MaxPeak (dBµV/m)	Average (dBµV/m)	Limit (dBµV/m)	Margin (dB)	Height (cm)	Pol	Azimuth (deg)	Corr. (dB/m)
*5221.000000	109.69	---	---	---	100.0	V	77.0	12.7
*5221.500000	---	100.78	---	---	100.0	V	69.0	12.7

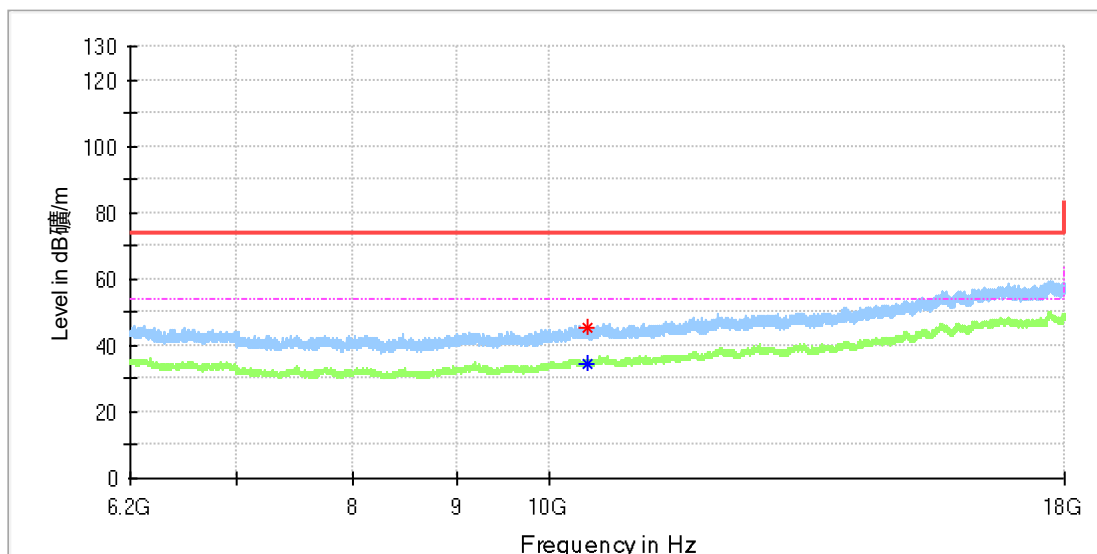
\*It's the fundamental.

## Final Result

Frequency (MHz)	MaxPeak (dBµV/m)	Limit (dBµV/m)	Margin (dB)	Height (cm)	Pol	Azimuth (deg)	Corr. (dB/m)
---	---	---	---	---		---	---

## EUT Information

EUT Name:	Control Extender
Model:	EL-IO-200
Test Mode:	WIFI 5G_11a_Ch44
Order No/Sample No:	168327991/A002938509-024
Test Voltage::	120V/60Hz
Remark:	Temp 22 Humi:52%
Test Standard:	FCC 15.407
Tested By:	Kei Zhang
Reviewed By:	Terry Yin



## Critical Freqs

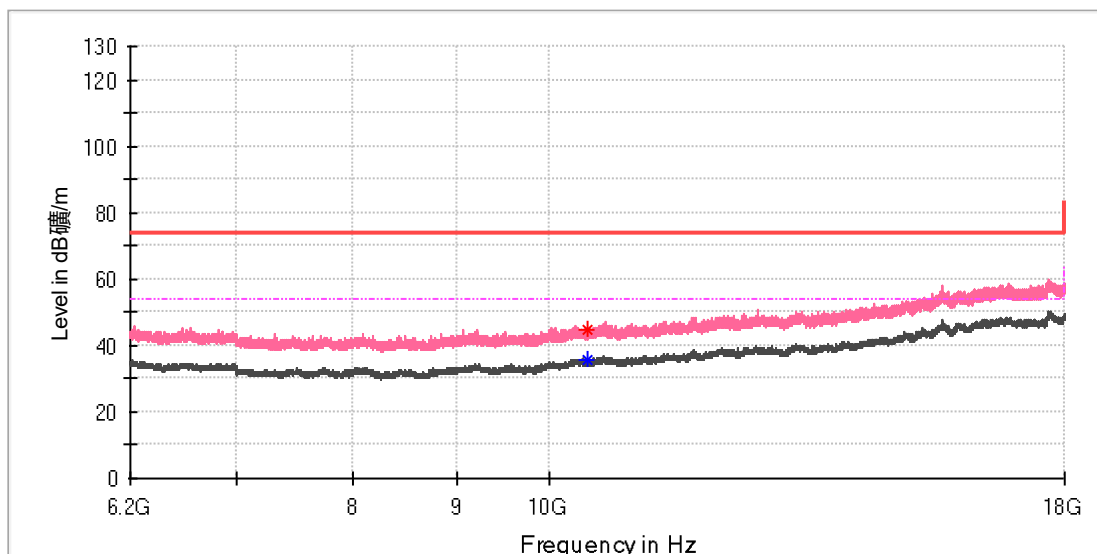
Frequency (MHz)	MaxPeak (dBµV/m)	Average (dBµV/m)	Limit (dBµV/m)	Margin (dB)	Height (cm)	Pol	Azimuth (deg)	Corr. (dB/m)
10442.100000	45.05	---	74.00	28.95	100.0	H	62.0	11.9
10443.083333	---	34.55	54.00	19.45	100.0	H	35.0	11.9

## Final Result

Frequency (MHz)	MaxPeak (dBµV/m)	Limit (dBµV/m)	Margin (dB)	Height (cm)	Pol	Azimuth (deg)	Corr. (dB/m)
---	---	---	---	---		---	---

## EUT Information

EUT Name:	Control Extender
Model:	EL-IO-200
Test Mode:	WIFI 5G_11a_Ch44
Order No/Sample No:	168327991/A002938509-024
Test Voltage::	120V/60Hz
Remark:	Temp 22 Humi:52%
Test Standard:	FCC 15.407
Tested By:	Kei Zhang
Reviewed By:	Terry Yin



## Critical Freqs

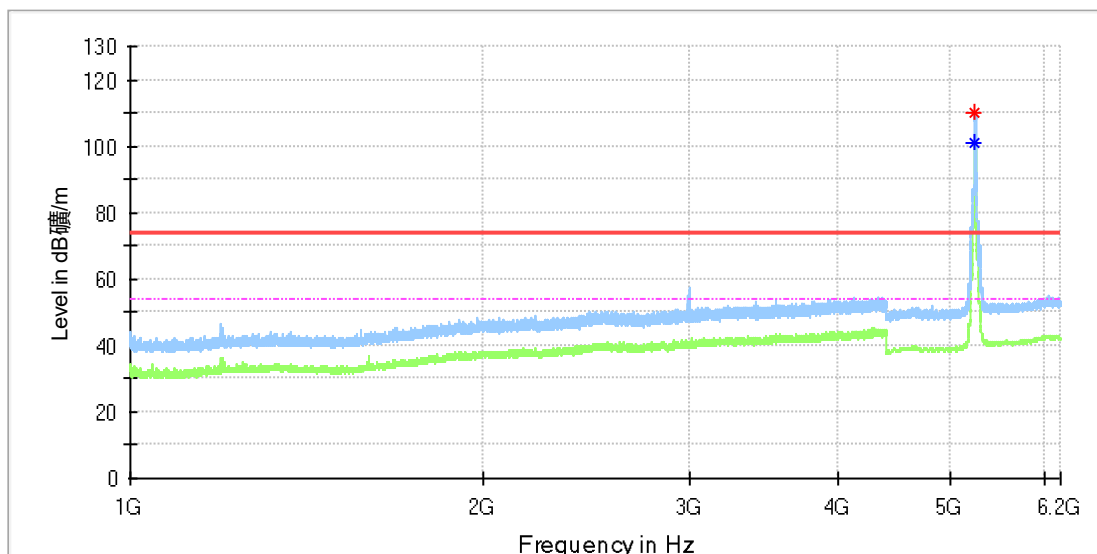
Frequency (MHz)	MaxPeak (dBµV/m)	Average (dBµV/m)	Limit (dBµV/m)	Margin (dB)	Height (cm)	Pol	Azimuth (deg)	Corr. (dB/m)
10434.725000	---	35.86	54.00	18.14	100.0	V	83.0	11.9
10442.591667	44.70	---	74.00	29.30	100.0	V	358.0	11.9

## Final Result

Frequency (MHz)	MaxPeak (dBµV/m)	Limit (dBµV/m)	Margin (dB)	Height (cm)	Pol	Azimuth (deg)	Corr. (dB/m)
---	---	---	---	---		---	---

## EUT Information

EUT Name:	Control Extender
Model:	EL-IO-200
Test Mode:	WIFI 5G_11a_Ch48
Order No/Sample No:	168327991/A002938509-024
Test Voltage::	120V/60Hz
Remark:	Temp 22 Humi:52%
Test Standard:	FCC 15.407
Tested By:	Kei Zhang
Reviewed By:	Terry Yin



## Critical Freqs

Frequency (MHz)	MaxPeak (dBµV/m)	Average (dBµV/m)	Limit (dBµV/m)	Margin (dB)	Height (cm)	Pol	Azimuth (deg)	Corr. (dB/m)
*5238.500000	109.84	---	---	---	100.0	H	79.0	12.8
*5239.000000	---	101.25	---	---	100.0	H	79.0	12.8

\*It's the fundamental.

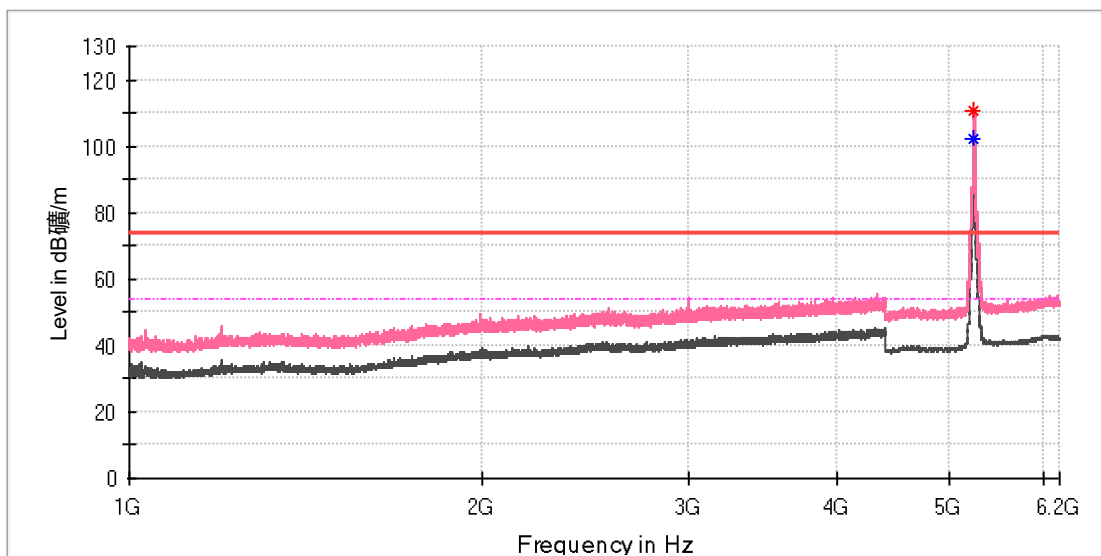
## Final Result

Frequency (MHz)	MaxPeak (dBµV/m)	Limit (dBµV/m)	Margin (dB)	Height (cm)	Pol	Azimuth (deg)	Corr. (dB/m)
---	---	---	---	---		---	---

Produkte  
 Products

### EUT Information

EUT Name: Control Extender  
 Model: EL-IO-200  
 Test Mode: WIFI 5G\_11a\_Ch48  
 Order No/Sample No: 168327991/A002938509-024  
 Test Voltage:: 120V/60Hz  
 Remark: Temp 22 Humi:52%  
 Test Standard: FCC 15.407  
 Tested By: Kei Zhang  
 Reviewed By: Terry Yin



### Critical Freqs

Frequency (MHz)	MaxPeak (dBµV/m)	Average (dBµV/m)	Limit (dBµV/m)	Margin (dB)	Height (cm)	Pol	Azimuth (deg)	Corr. (dB/m)
*5236.500000	---	102.10	---	---	100.0	V	68.0	12.8
*5241.000000	110.59	---	---	---	100.0	V	68.0	12.8

\*It's the fundamental.

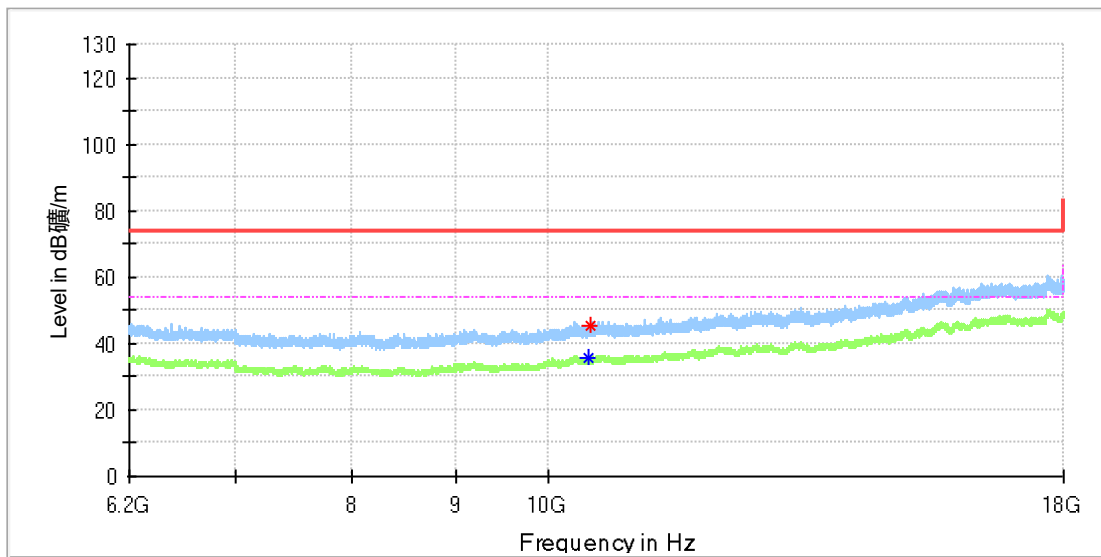
### Final Result

Frequency (MHz)	MaxPeak (dBµV/m)	Limit (dBµV/m)	Margin (dB)	Height (cm)	Pol	Azimuth (deg)	Corr. (dB/m)
---	---	---	---	---		---	---

Produkte  
 Products

### EUT Information

EUT Name: Control Extender  
 Model: EL-IO-200  
 Test Mode: WIFI 5G\_11a\_Ch48  
 Order No/Sample No: 168327991/A002938509-024  
 Test Voltage:: 120V/60Hz  
 Remark: Temp 22 Humi:52%  
 Test Standard: FCC 15.407  
 Tested By: Kei Zhang  
 Reviewed By: Terry Yin



### Critical Freqs

Frequency (MHz)	MaxPeak (dBµV/m)	Average (dBµV/m)	Limit (dBµV/m)	Margin (dB)	Height (cm)	Pol	Azimuth (deg)	Corr. (dB/m)
10475.533333	---	35.85	54.00	18.15	100.0	H	152.0	12.0
10488.808333	45.13	---	74.00	28.88	100.0	H	165.0	12.0

### Final Result

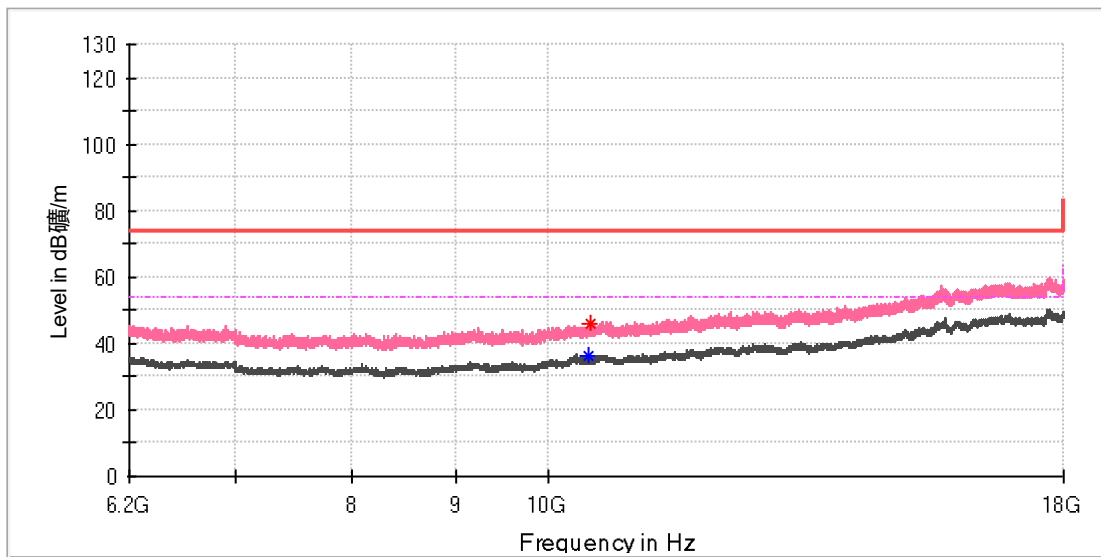
Frequency (MHz)	MaxPeak (dBµV/m)	Limit (dBµV/m)	Margin (dB)	Height (cm)	Pol	Azimuth (deg)	Corr. (dB/m)
---	---	---	---	---		---	---



Produkte  
 Products

### EUT Information

EUT Name: Control Extender  
 Model: EL-IO-200  
 Test Mode: WIFI 5G\_11a\_Ch48  
 Order No/Sample No: 168327991/A002938509-024  
 Test Voltage:: 120V/60Hz  
 Remark: Temp 22 Humi:52%  
 Test Standard: FCC 15.407  
 Tested By: Kei Zhang  
 Reviewed By: Terry Yin



### Critical Freqs

Frequency (MHz)	MaxPeak (dBµV/m)	Average (dBµV/m)	Limit (dBµV/m)	Margin (dB)	Height (cm)	Pol	Azimuth (deg)	Corr. (dB/m)
10473.075000	---	36.21	54.00	17.79	100.0	V	106.0	12.0
10481.925000	45.74	---	74.00	28.26	100.0	V	78.0	12.0

### Final Result

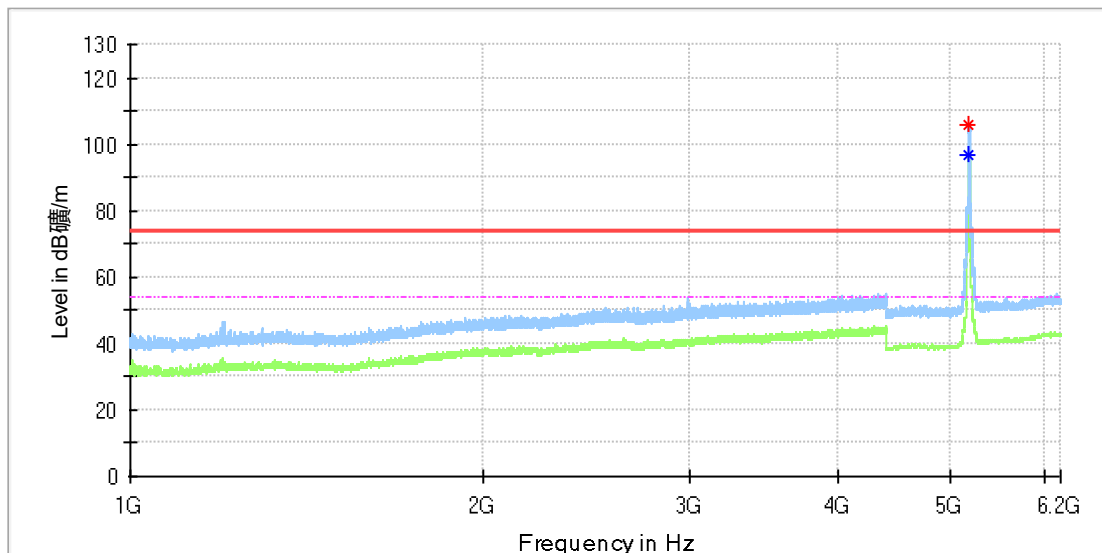
Frequency (MHz)	MaxPeak (dBµV/m)	Limit (dBµV/m)	Margin (dB)	Height (cm)	Pol	Azimuth (deg)	Corr. (dB/m)
---	---	---	---	---		---	---

Produkte  
 Products

Wi-Fi 802.11 n(HT20) mode

EUT Information

EUT Name:	Control Extender
Model:	EL-IO-200
Test Mode:	WIFI 5G_11n_Ch36
Order No/Sample No:	168327991/A002938509-024
Test Voltage::	120V/60Hz
Remark:	Temp 22 Humi:52%
Test Standard:	FCC 15.407
Tested By:	Kei Zhang
Reviewed By:	Terry Yin



Critical\_Freqs

Frequency (MHz)	MaxPeak (dBµV/m)	Average (dBµV/m)	Limit (dBµV/m)	Margin (dB)	Height (cm)	Pol	Azimuth (deg)	Corr. (dB/m)
*5178.000000	105.71	---	---	---	100.0	H	46.0	12.6
*5178.500000	---	96.47	---	---	100.0	H	69.0	12.6

\*It's the fundamental.

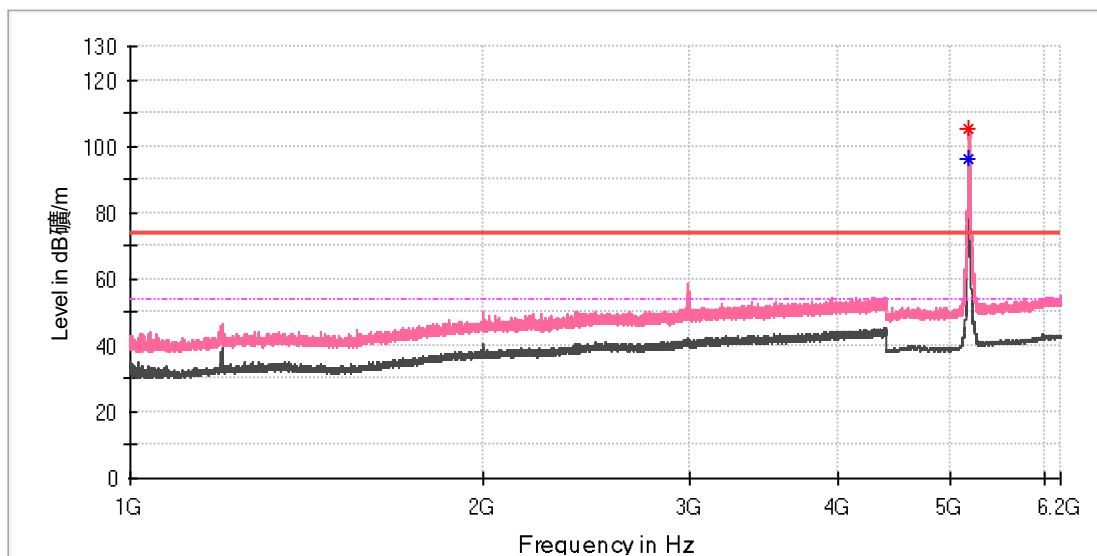
Final\_Result

Frequency (MHz)	MaxPeak (dBµV/m)	Limit (dBµV/m)	Margin (dB)	Height (cm)	Pol	Azimuth (deg)	Corr. (dB/m)
---	---	---	---	---		---	---

Produkte  
 Products

### EUT Information

EUT Name: Control Extender  
 Model: EL-IO-200  
 Test Mode: WIFI 5G\_11n\_Ch36  
 Order No/Sample No: 168327991/A002938509-024  
 Test Voltage:: 120V/60Hz  
 Remark: Temp 22 Humi:52%  
 Test Standard: FCC 15.407  
 Tested By: Kei Zhang  
 Reviewed By: Terry Yin



### Critical Freqs

Frequency (MHz)	MaxPeak (dBµV/m)	Average (dBµV/m)	Limit (dBµV/m)	Margin (dB)	Height (cm)	Pol	Azimuth (deg)	Corr. (dB/m)
*5176.500000	---	96.09	---	---	100.0	V	71.0	12.5
*5177.000000	105.26	---	---	---	100.0	V	78.0	12.5

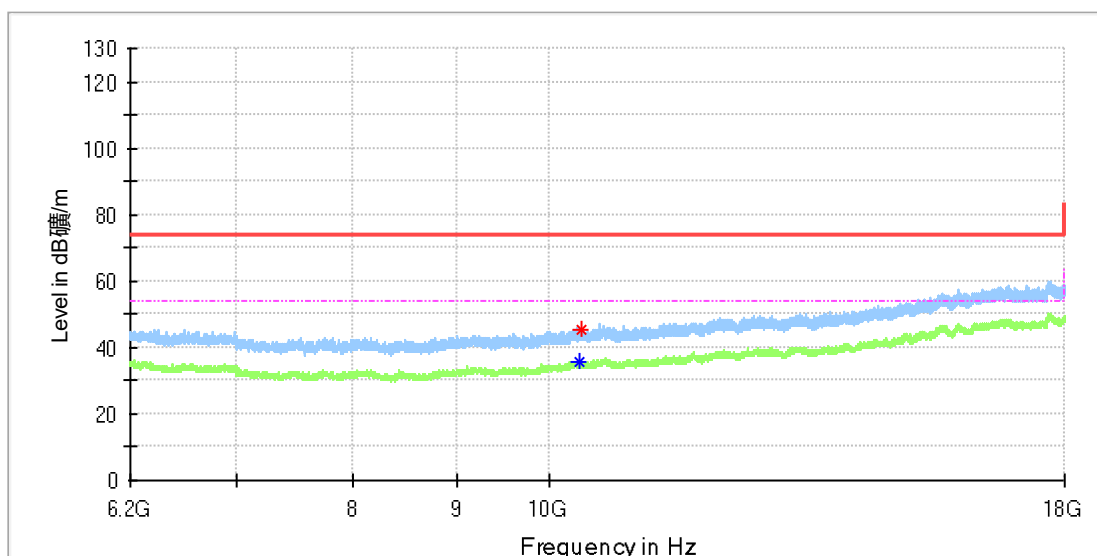
\*It's the fundamental.

### Final Result

Frequency (MHz)	MaxPeak (dBµV/m)	Limit (dBµV/m)	Margin (dB)	Height (cm)	Pol	Azimuth (deg)	Corr. (dB/m)
---	---	---	---	---		---	---

## EUT Information

EUT Name:	Control Extender
Model:	EL-IO-200
Test Mode:	WIFI 5G_11n_Ch36
Order No/Sample No:	168327991/A002938509-024
Test Voltage::	120V/60Hz
Remark:	Temp 22 Humi:52%
Test Standard:	FCC 15.407
Tested By:	Kei Zhang
Reviewed By:	Terry Yin



## Critical Freqs

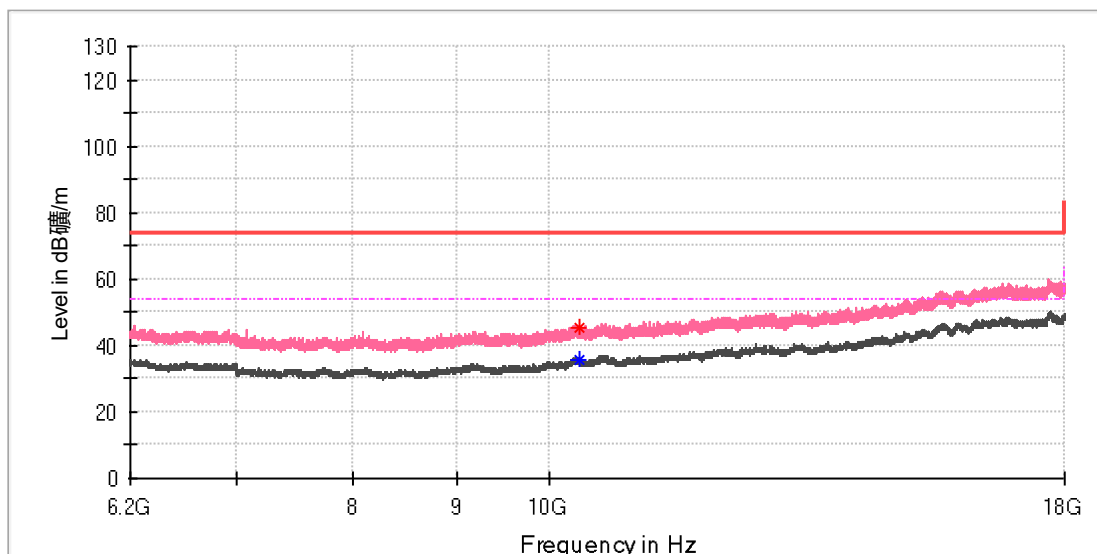
Frequency (MHz)	MaxPeak (dBµV/m)	Average (dBµV/m)	Limit (dBµV/m)	Margin (dB)	Height (cm)	Pol	Azimuth (deg)	Corr. (dB/m)
10360.483333	---	35.56	54.00	18.44	100.0	H	207.0	11.8
10371.300000	45.36	---	74.00	28.64	100.0	H	0.0	11.8

## Final Result

Frequency (MHz)	MaxPeak (dBµV/m)	Limit (dBµV/m)	Margin (dB)	Height (cm)	Pol	Azimuth (deg)	Corr. (dB/m)
---	---	---	---	---		---	---

## EUT Information

EUT Name:	Control Extender
Model:	EL-IO-200
Test Mode:	WIFI 5G_11n_Ch36
Order No/Sample No:	168327991/A002938509-024
Test Voltage::	120V/60Hz
Remark:	Temp 22 Humi:52%
Test Standard:	FCC 15.407
Tested By:	Kei Zhang
Reviewed By:	Terry Yin



## Critical Freqs

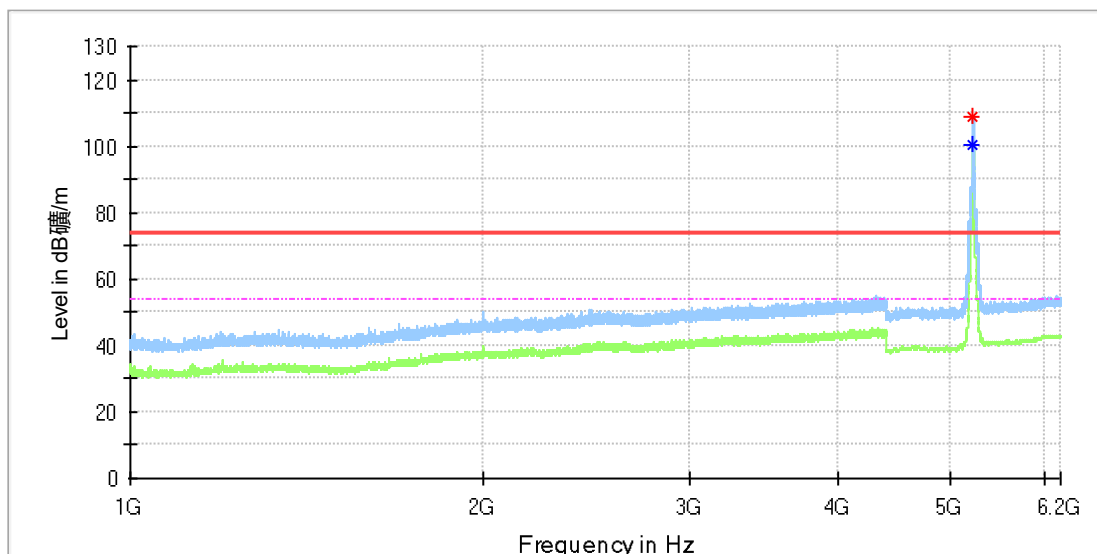
Frequency (MHz)	MaxPeak (dBµV/m)	Average (dBµV/m)	Limit (dBµV/m)	Margin (dB)	Height (cm)	Pol	Azimuth (deg)	Corr. (dB/m)
10359.008333	---	35.69	54.00	18.31	100.0	V	0.0	11.8
10359.500000	45.45	---	74.00	28.55	100.0	V	165.0	11.8

## Final Result

Frequency (MHz)	MaxPeak (dBµV/m)	Limit (dBµV/m)	Margin (dB)	Height (cm)	Pol	Azimuth (deg)	Corr. (dB/m)
---	---	---	---	---		---	---

## EUT Information

EUT Name:	Control Extender
Model:	EL-IO-200
Test Mode:	WIFI 5G_11n_Ch44
Order No/Sample No:	168327991/A002938509-024
Test Voltage::	120V/60Hz
Remark:	Temp 22 Humi:52%
Test Standard:	FCC 15.407
Tested By:	Kei Zhang
Reviewed By:	Terry Yin



## Critical Freqs

Frequency (MHz)	MaxPeak (dBµV/m)	Average (dBµV/m)	Limit (dBµV/m)	Margin (dB)	Height (cm)	Pol	Azimuth (deg)	Corr. (dB/m)
*5221.500000	109.03	---	---	---	100.0	H	70.0	12.7
*5221.500000	---	100.28	---	---	100.0	H	70.0	12.7

\*It's the fundamental.

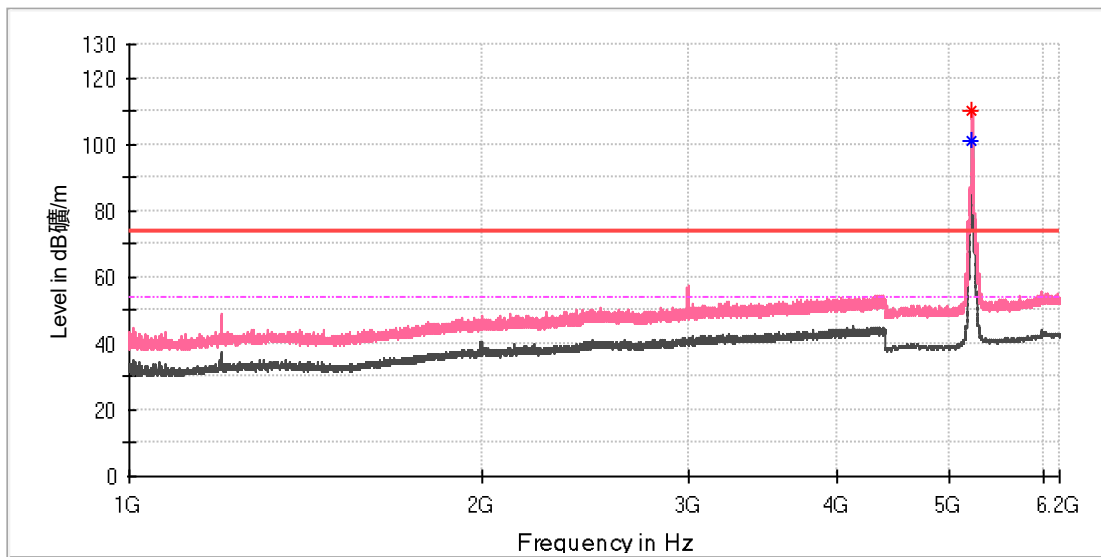
## Final Result

Frequency (MHz)	MaxPeak (dBµV/m)	Limit (dBµV/m)	Margin (dB)	Height (cm)	Pol	Azimuth (deg)	Corr. (dB/m)
---	---	---	---	---		---	---

Produkte  
 Products

### EUT Information

EUT Name: Control Extender  
 Model: EL-IO-200  
 Test Mode: WIFI 5G\_11n\_Ch44  
 Order No/Sample No: 168327991/A002938509-024  
 Test Voltage:: 120V/60Hz  
 Remark: Temp 22 Humi:52%  
 Test Standard: FCC 15.407  
 Tested By: Kei Zhang  
 Reviewed By: Terry Yin



### Critical Freqs

Frequency (MHz)	MaxPeak (dBµV/m)	Average (dBµV/m)	Limit (dBµV/m)	Margin (dB)	Height (cm)	Pol	Azimuth (deg)	Corr. (dB/m)
*5221.500000	109.81	---	---	---	100.0	V	79.0	12.7
*5223.500000	---	101.09	---	---	100.0	V	79.0	12.7

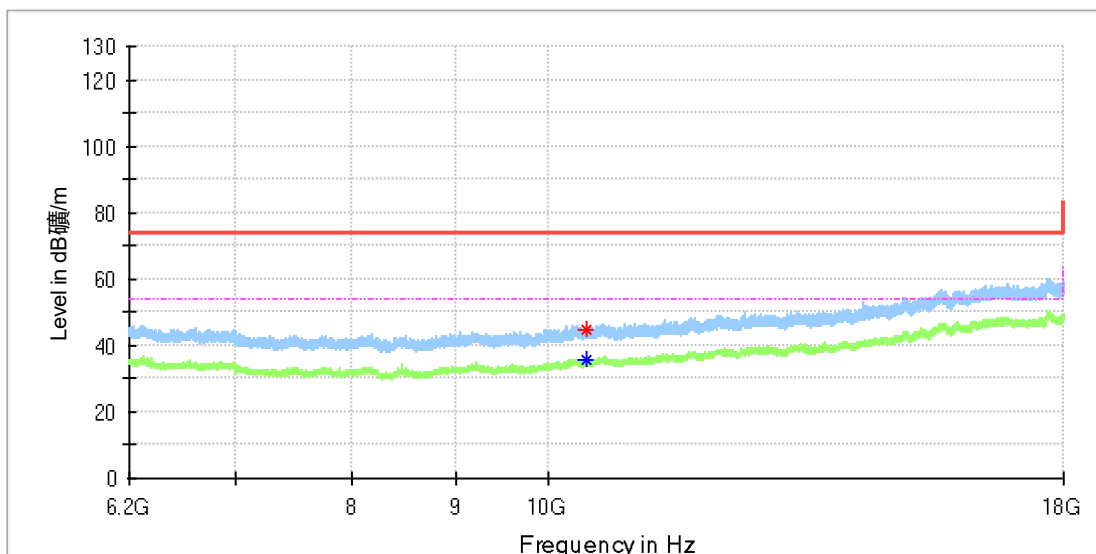
\*It's the fundamental.

### Final Result

Frequency (MHz)	MaxPeak (dBµV/m)	Limit (dBµV/m)	Margin (dB)	Height (cm)	Pol	Azimuth (deg)	Corr. (dB/m)
---	---	---	---	---		---	---

## EUT Information

EUT Name:	Control Extender
Model:	EL-IO-200
Test Mode:	WIFI 5G_11n_Ch44
Order No/Sample No:	168327991/A002938509-024
Test Voltage::	120V/60Hz
Remark:	Temp 22 Humi:52%
Test Standard:	FCC 15.407
Tested By:	Kei Zhang
Reviewed By:	Terry Yin



## Critical Freqs

Frequency (MHz)	MaxPeak (dBµV/m)	Average (dBµV/m)	Limit (dBµV/m)	Margin (dB)	Height (cm)	Pol	Azimuth (deg)	Corr. (dB/m)
10433.741667	44.46	---	74.00	29.54	100.0	H	4.0	11.9
10451.933333	---	35.62	54.00	18.38	100.0	H	0.0	12.0

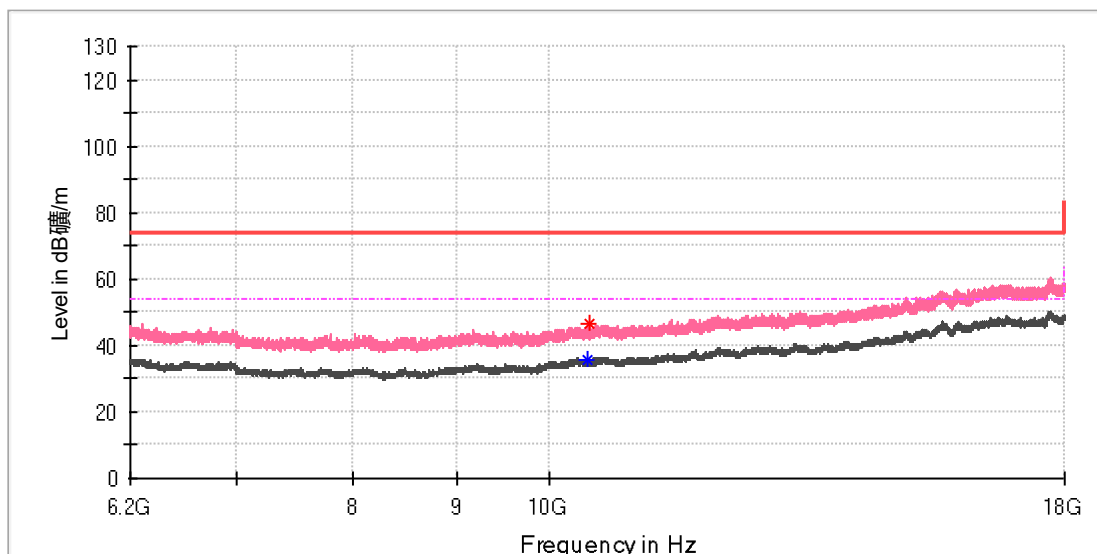
## Final Result

Frequency (MHz)	MaxPeak (dBµV/m)	Limit (dBµV/m)	Margin (dB)	Height (cm)	Pol	Azimuth (deg)	Corr. (dB/m)
---	---	---	---	---		---	---



## EUT Information

EUT Name:	Control Extender
Model:	EL-IO-200
Test Mode:	WIFI 5G_11n_Ch44
Order No/Sample No:	168327991/A002938509-024
Test Voltage::	120V/60Hz
Remark:	Temp 22 Humi:52%
Test Standard:	FCC 15.407
Tested By:	Kei Zhang
Reviewed By:	Terry Yin



## Critical Freqs

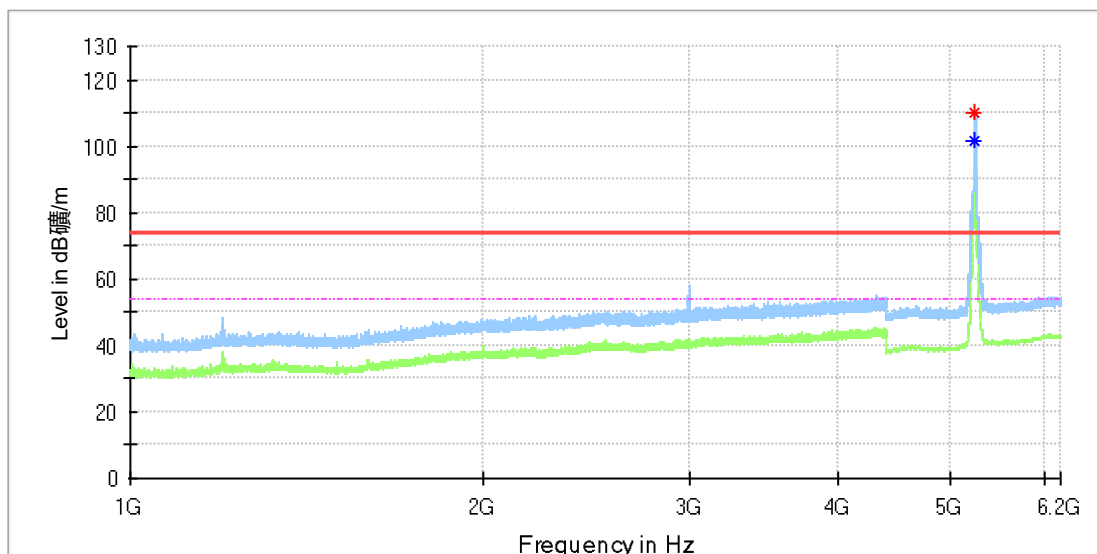
Frequency (MHz)	MaxPeak (dBµV/m)	Average (dBµV/m)	Limit (dBµV/m)	Margin (dB)	Height (cm)	Pol	Azimuth (deg)	Corr. (dB/m)
10446.525000	---	35.77	54.00	18.23	100.0	V	94.0	11.9
10465.700000	46.79	---	74.00	27.21	100.0	V	224.0	12.0

## Final Result

Frequency (MHz)	MaxPeak (dBµV/m)	Limit (dBµV/m)	Margin (dB)	Height (cm)	Pol	Azimuth (deg)	Corr. (dB/m)
---	---	---	---	---		---	---

## EUT Information

EUT Name:	Control Extender
Model:	EL-IO-200
Test Mode:	WIFI 5G_11n_Ch48
Order No/Sample No:	168327991/A002938509-024
Test Voltage::	120V/60Hz
Remark:	Temp 22 Humi:52%
Test Standard:	FCC 15.407
Tested By:	Kei Zhang
Reviewed By:	Terry Yin



## Critical Freqs

Frequency (MHz)	MaxPeak (dBμV/m)	Average (dBμV/m)	Limit (dBμV/m)	Margin (dB)	Height (cm)	Pol	Azimuth (deg)	Corr. (dB/m)
*5234.500000	109.94	---	---	---	100.0	H	78.0	12.8
*5236.500000	---	101.47	---	---	100.0	H	314.0	12.8

\*It's the fundamental.

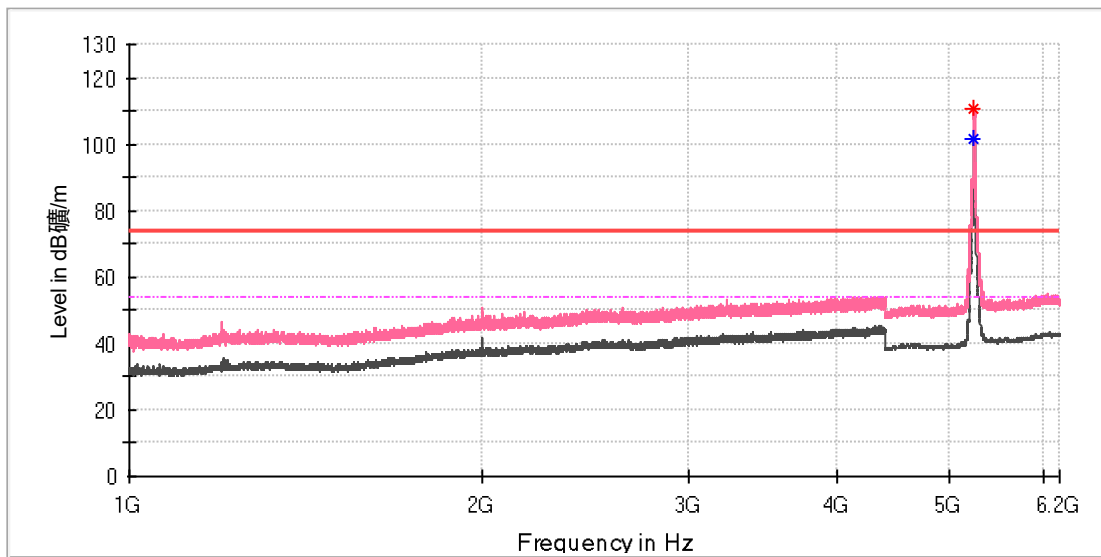
## Final Result

Frequency (MHz)	MaxPeak (dBμV/m)	Limit (dBμV/m)	Margin (dB)	Height (cm)	Pol	Azimuth (deg)	Corr. (dB/m)
---	---	---	---	---		---	---

Produkte  
 Products

### EUT Information

EUT Name: Control Extender  
 Model: EL-IO-200  
 Test Mode: WIFI 5G\_11n\_Ch48  
 Order No/Sample No: 168327991/A002938509-024  
 Test Voltage:: 120V/60Hz  
 Remark: Temp 22 Humi:52%  
 Test Standard: FCC 15.407  
 Tested By: Kei Zhang  
 Reviewed By: Terry Yin



### Critical Freqs

Frequency (MHz)	MaxPeak (dBµV/m)	Average (dBµV/m)	Limit (dBµV/m)	Margin (dB)	Height (cm)	Pol	Azimuth (deg)	Corr. (dB/m)
*5232.500000	110.35	---	---	---	100.0	V	63.0	12.8
*5241.000000	---	101.36	---	---	100.0	V	70.0	12.8

\*It's the fundamental.

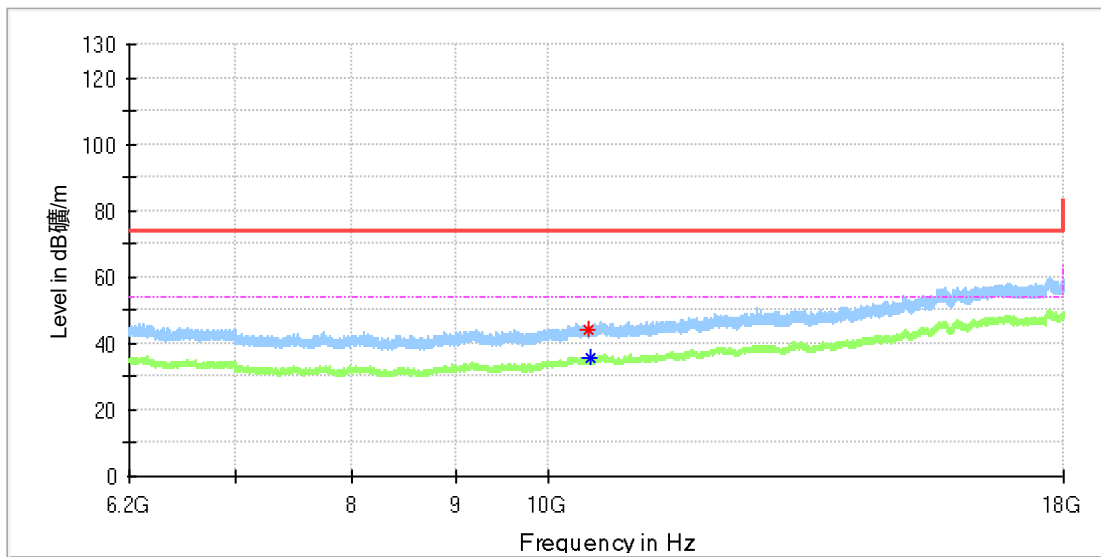
### Final Result

Frequency (MHz)	MaxPeak (dBµV/m)	Limit (dBµV/m)	Margin (dB)	Height (cm)	Pol	Azimuth (deg)	Corr. (dB/m)
---	---	---	---	---		---	---

Produkte  
 Products

### EUT Information

EUT Name: Control Extender  
 Model: EL-IO-200  
 Test Mode: WIFI 5G\_11n\_Ch48  
 Order No/Sample No: 168327991/A002938509-024  
 Test Voltage:: 120V/60Hz  
 Remark: Temp 22 Humi:52%  
 Test Standard: FCC 15.407  
 Tested By: Kei Zhang  
 Reviewed By: Terry Yin



### Critical Freqs

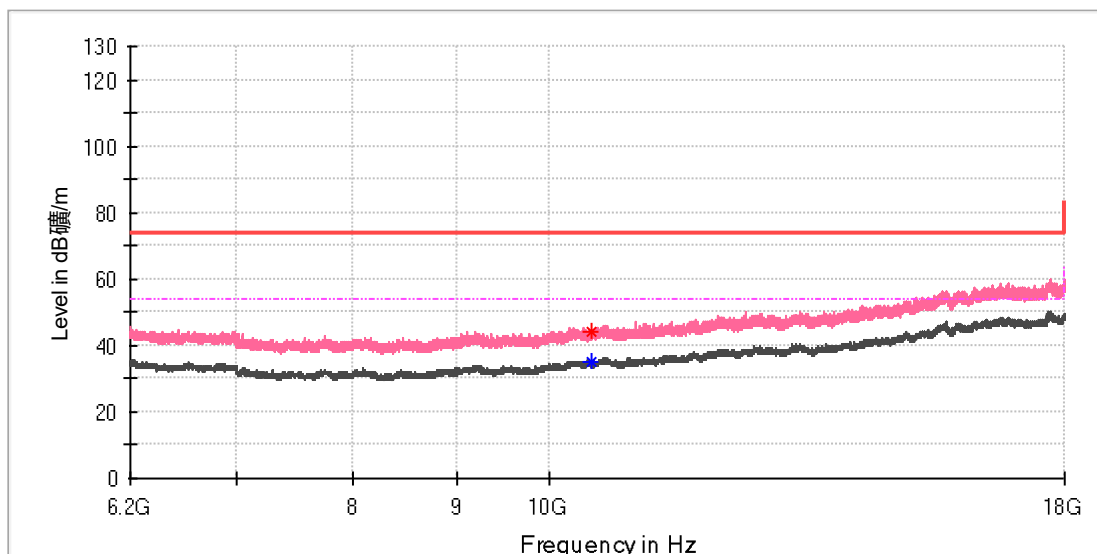
Frequency (MHz)	MaxPeak (dBµV/m)	Average (dBµV/m)	Limit (dBµV/m)	Margin (dB)	Height (cm)	Pol	Azimuth (deg)	Corr. (dB/m)
10477.500000	44.43	---	74.00	29.57	100.0	H	16.0	12.0
10483.400000	---	35.56	54.00	18.44	100.0	H	16.0	12.0

### Final Result

Frequency (MHz)	MaxPeak (dBµV/m)	Limit (dBµV/m)	Margin (dB)	Height (cm)	Pol	Azimuth (deg)	Corr. (dB/m)
---	---	---	---	---		---	---

## EUT Information

EUT Name:	Control Extender
Model:	EL-IO-200
Test Mode:	WIFI 5G_11n_Ch48
Order No/Sample No:	168327991/A002938509-024
Test Voltage::	120V/60Hz
Remark:	Temp 22 Humi:52%
Test Standard:	FCC 15.407
Tested By:	Kei Zhang
Reviewed By:	Terry Yin



## Critical Freqs

Frequency (MHz)	MaxPeak (dBµV/m)	Average (dBµV/m)	Limit (dBµV/m)	Margin (dB)	Height (cm)	Pol	Azimuth (deg)	Corr. (dB/m)
10486.841667	---	34.89	54.00	19.11	100.0	V	290.0	12.0
10490.283333	43.92	---	74.00	30.08	100.0	V	131.0	12.0

## Final Result

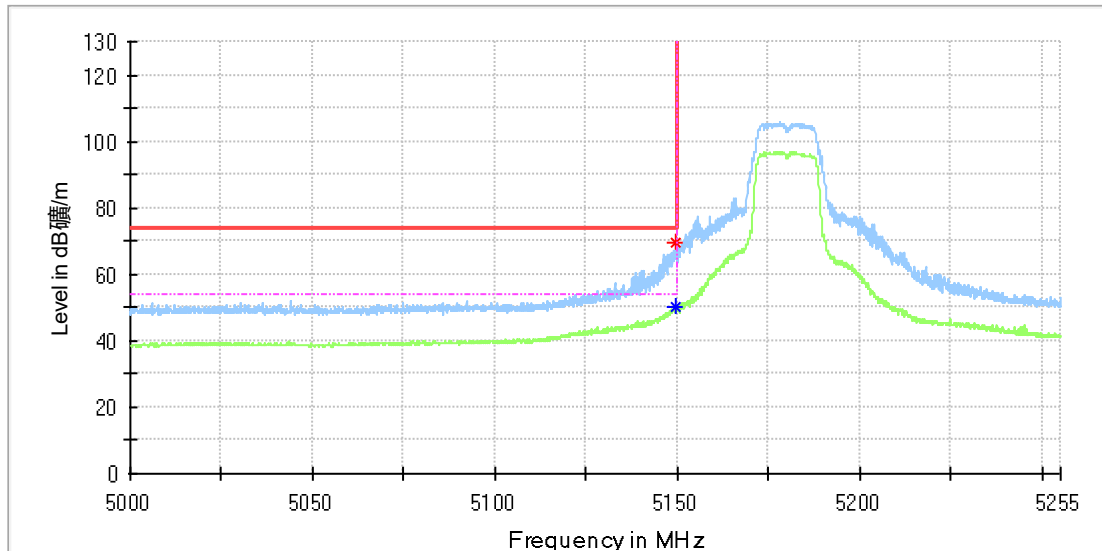
Frequency (MHz)	MaxPeak (dBµV/m)	Limit (dBµV/m)	Margin (dB)	Height (cm)	Pol	Azimuth (deg)	Corr. (dB/m)
---	---	---	---	---		---	---

## Appendix B.5: Test Results of Radiated Emissions in Restricted Bands

Wi-Fi 802.11 a mode

### EUT Information

EUT Name:	Control Extender
Model:	EL-IO-200
Test Mode:	WIFI 5G_11a_Ch36
Order No/Sample No:	168327991/A002938509-024
Test Voltage::	120V/60Hz
Remark:	Temp 22 Humi:52%
Test Standard:	FCC 15.407
Tested By:	Kei Zhang
Reviewed By:	Terry Yin



### Critical\_Freqs

Frequency (MHz)	MaxPeak (dBµV/m)	Average (dBµV/m)	Limit (dBµV/m)	Margin (dB)	Height (cm)	Pol	Azimuth (deg)	Corr. (dB/m)
5149.741667	---	50.02	54.00	3.98	100.0	H	304.0	12.4
5149.741667	69.37	---	74.00	4.63	100.0	H	304.0	12.4

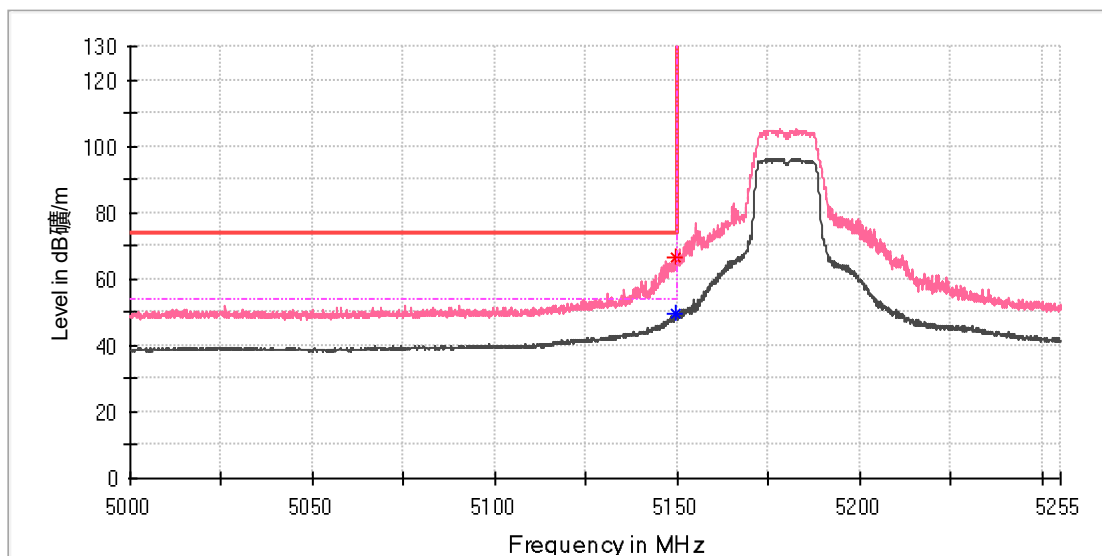
### Final\_Result

Frequency (MHz)	Average (dBµV/m)	Limit (dBµV/m)	Margin (dB)	Height (cm)	Pol	Azimuth (deg)	Corr. (dB/m)
---	---	---	---	---		---	---

Produkte  
 Products

### EUT Information

EUT Name:	Control Extender
Model:	EL-IO-200
Test Mode:	WIFI 5G_11a_Ch36
Order No/Sample No:	168327991/A002938509-024
Test Voltage::	120V/60Hz
Remark:	Temp 22 Humi:52%
Test Standard:	FCC 15.407
Tested By:	Kei Zhang
Reviewed By:	Terry Yin



### Critical Freqs

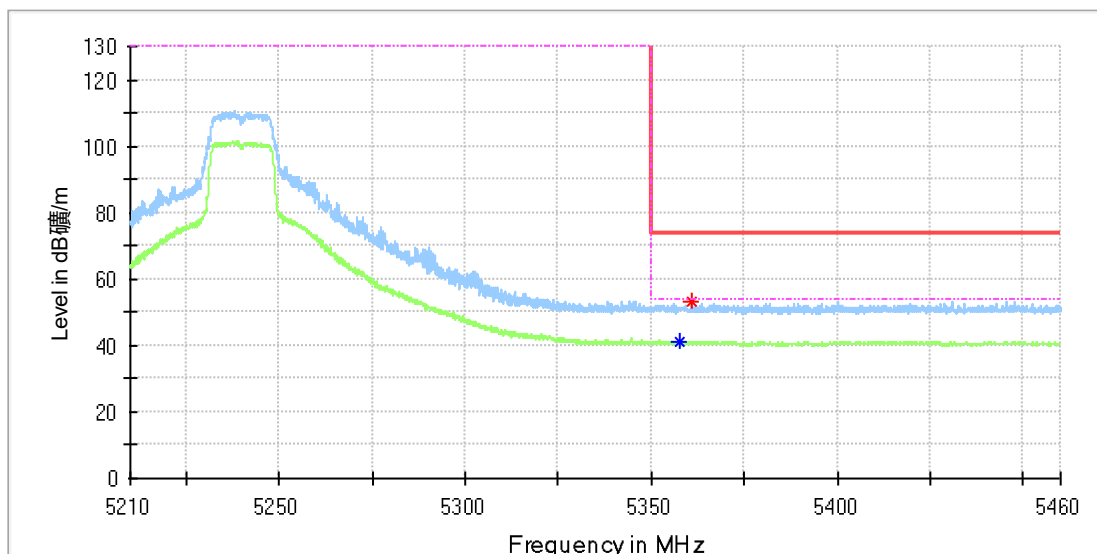
Frequency (MHz)	MaxPeak (dBµV/m)	Average (dBµV/m)	Limit (dBµV/m)	Margin (dB)	Height (cm)	Pol	Azimuth (deg)	Corr. (dB/m)
5149.741667	66.44	---	74.00	7.56	100.0	V	76.0	12.4
5149.741667	---	49.44	54.00	4.56	100.0	V	76.0	12.4

### Final Result

Frequency (MHz)	Average (dBµV/m)	Limit (dBµV/m)	Margin (dB)	Height (cm)	Pol	Azimuth (deg)	Corr. (dB/m)
---	---	---	---	---		---	---

## EUT Information

EUT Name:	Control Extender
Model:	EL-IO-200
Test Mode:	WIFI 5G_11a_Ch48
Order No/Sample No:	168327991/A002938509-024
Test Voltage::	120V/60Hz
Remark:	Temp 22 Humi:52%
Test Standard:	FCC 15.407
Tested By:	Kei Zhang
Reviewed By:	Terry Yin



## Critical Freqs

Frequency (MHz)	MaxPeak (dBµV/m)	Average (dBµV/m)	Limit (dBµV/m)	Margin (dB)	Height (cm)	Pol	Azimuth (deg)	Corr. (dB/m)
5357.638889	---	41.23	54.00	12.77	100.0	H	51.0	13.3
5360.763889	53.12	---	74.00	20.88	100.0	H	31.0	13.3

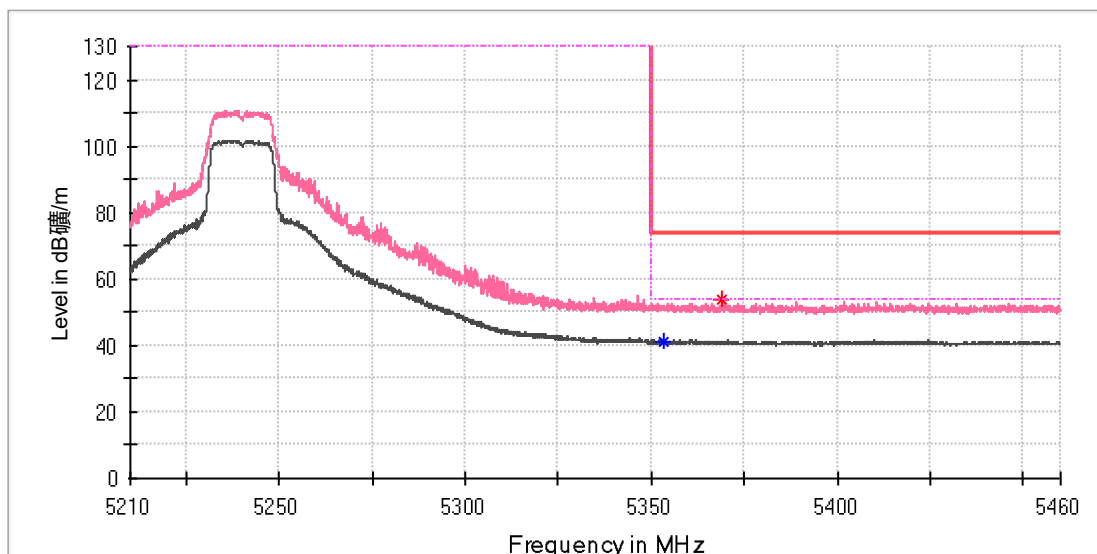
## Final Result

Frequency (MHz)	Average (dBµV/m)	Limit (dBµV/m)	Margin (dB)	Height (cm)	Pol	Azimuth (deg)	Corr. (dB/m)
---	---	---	---	---		---	---



## EUT Information

EUT Name:	Control Extender
Model:	EL-IO-200
Test Mode:	WIFI 5G_11a_Ch48
Order No/Sample No:	168327991/A002938509-024
Test Voltage::	120V/60Hz
Remark:	Temp 22 Humi:52%
Test Standard:	FCC 15.407
Tested By:	Kei Zhang
Reviewed By:	Terry Yin



## Critical Freqs

Frequency (MHz)	MaxPeak (dBµV/m)	Average (dBµV/m)	Limit (dBµV/m)	Margin (dB)	Height (cm)	Pol	Azimuth (deg)	Corr. (dB/m)
5353.472222	---	41.38	54.00	12.62	100.0	V	86.0	13.3
5368.819445	53.61	---	74.00	20.39	100.0	V	190.0	13.3

## Final Result

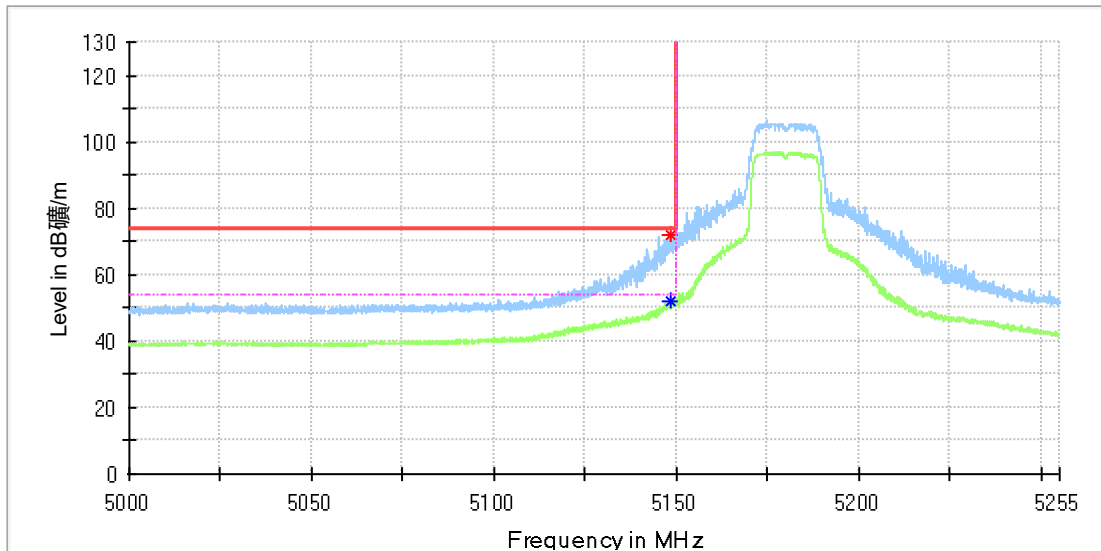
Frequency (MHz)	MaxPeak (dBµV/m)	Limit (dBµV/m)	Margin (dB)	Height (cm)	Pol	Azimuth (deg)	Corr. (dB/m)
---	---	---	---	---		---	---

Produkte  
 Products

Wi-Fi 802.11 n(HT20) mode

EUT Information

EUT Name:	Control Extender
Model:	EL-IO-200
Test Mode:	WIFI 5G_11n_Ch36
Order No/Sample No:	168327991/A002938509-024
Test Voltage::	120V/60Hz
Remark:	Temp 22 Humi:52%
Test Standard:	FCC 15.407
Tested By:	Kei Zhang
Reviewed By:	Terry Yin



Critical Freqs

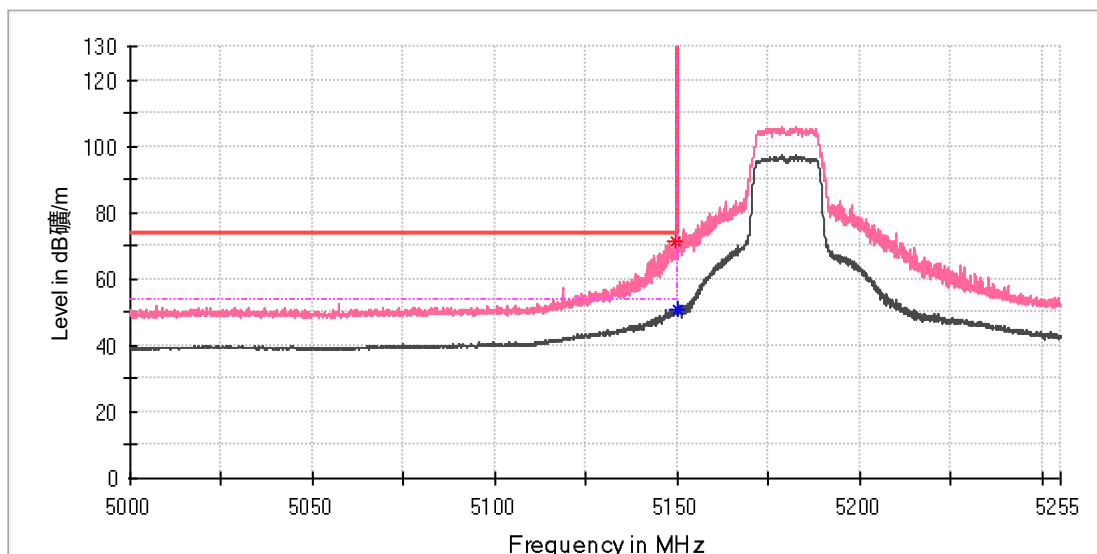
Frequency (MHz)	MaxPeak (dBµV/m)	Average (dBµV/m)	Limit (dBµV/m)	Margin (dB)	Height (cm)	Pol	Azimuth (deg)	Corr. (dB/m)
5148.466667	---	52.06	54.00	1.94	100.0	H	42.0	12.4
5148.608333	72.17	---	74.00	1.83	100.0	H	64.0	12.4

Final Result

Frequency (MHz)	Average (dBµV/m)	Limit (dBµV/m)	Margin (dB)	Height (cm)	Pol	Azimuth (deg)	Corr. (dB/m)
---	---	---	---	---		---	---

## EUT Information

EUT Name:	Control Extender
Model:	EL-IO-200
Test Mode:	WIFI 5G_11n_Ch36
Order No/Sample No:	168327991/A002938509-024
Test Voltage::	120V/60Hz
Remark:	Temp 22 Humi:52%
Test Standard:	FCC 15.407
Tested By:	Kei Zhang
Reviewed By:	Terry Yin



## Critical Freqs

Frequency (MHz)	MaxPeak (dBµV/m)	Average (dBµV/m)	Limit (dBµV/m)	Margin (dB)	Height (cm)	Pol	Azimuth (deg)	Corr. (dB/m)
5149.954167	---	50.80	54.00	3.20	100.0	V	74.0	12.4
5149.458333	71.43	---	74.00	2.57	100.0	V	192.0	12.4

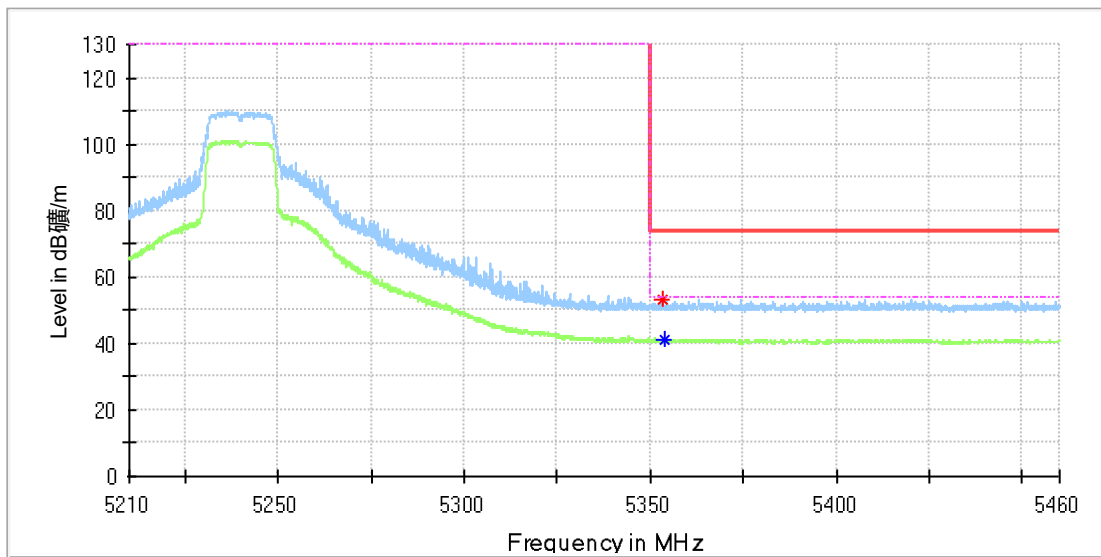
## Final Result

Frequency (MHz)	Average (dBµV/m)	Limit (dBµV/m)	Margin (dB)	Height (cm)	Pol	Azimuth (deg)	Corr. (dB/m)
---	---	---	---	---		---	---

Produkte  
 Products

### EUT Information

EUT Name:	Control Extender
Model:	EL-IO-200
Test Mode:	WIFI 5G_11n_Ch48
Order No/Sample No:	168327991/A002938509-024
Test Voltage::	120V/60Hz
Remark:	Temp 22 Humi:52%
Test Standard:	FCC 15.407
Tested By:	Kei Zhang
Reviewed By:	Terry Yin



### Critical Freqs

Frequency (MHz)	MaxPeak (dBµV/m)	Average (dBµV/m)	Limit (dBµV/m)	Margin (dB)	Height (cm)	Pol	Azimuth (deg)	Corr. (dB/m)
5353.194445	53.40	---	74.00	20.60	100.0	H	245.0	13.3
5353.611111	---	41.13	54.00	12.87	100.0	H	211.0	13.3

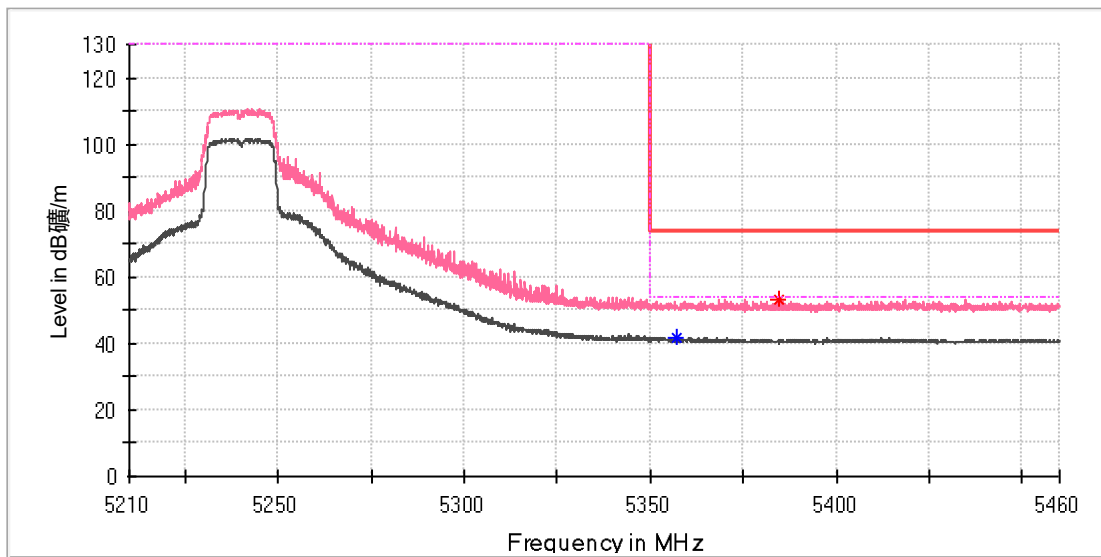
### Final Result

Frequency (MHz)	Average (dBµV/m)	Limit (dBµV/m)	Margin (dB)	Height (cm)	Pol	Azimuth (deg)	Corr. (dB/m)
---	---	---	---	---		---	---

Produkte  
 Products

### EUT Information

EUT Name:	Control Extender
Model:	EL-IO-200
Test Mode:	WIFI 5G_11n_Ch48
Order No/Sample No:	168327991/A002938509-024
Test Voltage::	120V/60Hz
Remark:	Temp 22 Humi:52%
Test Standard:	FCC 15.407
Tested By:	Kei Zhang
Reviewed By:	Terry Yin



### Critical Freqs

Frequency (MHz)	MaxPeak (dBµV/m)	Average (dBµV/m)	Limit (dBµV/m)	Margin (dB)	Height (cm)	Pol	Azimuth (deg)	Corr. (dB/m)
5356.875000	---	41.80	54.00	12.20	100.0	V	69.0	13.3
5384.722222	53.50	---	74.00	20.50	100.0	V	286.0	13.4

### Final Result

Frequency (MHz)	MaxPeak (dBµV/m)	Limit (dBµV/m)	Margin (dB)	Height (cm)	Pol	Azimuth (deg)	Corr. (dB/m)
---	---	---	---	---		---	---