

FCC PART 15 SUBPART C SECTION 15.247

&

RSS 247, RSS GEN TEST REPORT

for

KEYCHAIN REMOTE

Model: F-ADT-KEY-1

Prepared for

NORTEK SECURITY & CONTROL, LLC.
 1950 CAMINO VIDA ROBLE, SUITE 150
 CARLSBAD, CA 92008

Prepared by: _____

TOREY OLIVER

Reviewed by: _____

JOEY MADLANGBAYAN

COMPATIBLE ELECTRONICS INC.
 20621 PASCAL WAY
 LAKE FOREST, CALIFORNIA 92630
 (949) 587-0400

DATE: MAY 27, 2017

	REPORT BODY	APPENDICES					TOTAL
		A	B	C	D	E	
PAGES	20	2	2	2	13	48	87

This report shall not be reproduced except in full, without the written approval of Compatible Electronics.



TABLE OF CONTENTS

Section / Title	PAGE
GENERAL REPORT SUMMARY	4
1. PURPOSE	6
2. ADMINISTRATIVE DATA	7
2.1 Location of Testing	7
2.2 Traceability Statement	7
2.3 Cognizant Personnel	7
2.4 Date Test Sample was Received	7
2.5 Disposition of the Test Sample	7
2.6 Abbreviations and Acronyms	7
3. APPLICABLE DOCUMENTS	8
4. DESCRIPTION OF TEST CONFIGURATION	9
4.1 Description of Test Configuration	9
5. LISTS OF EUT, ACCESSORIES AND TEST EQUIPMENT	12
5.1 EUT and Accessory List	12
5.2 EMI Test Equipment	13
6. TEST SITE DESCRIPTION	14
6.1 Test Facility Description	14
6.2 EUT Mounting, Bonding and Grounding	14
6.3 Facility Environmental Characteristics	14
6.4 Measurement Uncertainty	14
7. CHARACTERISTICS OF THE TRANSMITTER	15
7.1 Channel Number and Frequencies	15
7.2 Antenna	15
7.3 Software	15
8. TEST PROCEDURES	16
8.1 RF Emissions	16
9. TEST PROCEDURE DEVIATIONS	20
10. CONCLUSIONS	20



LIST OF APPENDICES

APPENDIX	TITLE
A	Laboratory Accreditations and Recognitions
B	Modifications to the EUT
C	Additional Models Covered Under This Report
D	Diagrams, Factors, Charts, and Photos <ul style="list-style-type: none">• Test Setup Diagrams• Antenna and Amplifier Factors• Radiated Emissions Photos
E	Radiated Emissions Data Sheets

**LIST OF FIGURES**

FIGURE	TITLE
1	Plot Map and Layout of Test Site Below 1GHz
2	Plot Map and Layout of Test Site Above 1GHz



GENERAL REPORT SUMMARY

This electromagnetic emission test report is generated by Compatible Electronics Inc., which is an independent testing and consulting firm. The test report is based on testing performed by Compatible Electronics personnel according to the measurement procedures described in the test specifications given below and in the "Test Procedures" section of this report.

The measurement data and conclusions appearing herein relate only to the sample tested and this report may not be reproduced in any form unless done so in full with the written permission of Compatible Electronics.

This report must not be used to claim product certification, approval or endorsement by NVLAP, NIST, or any agency of the federal government.

Device Tested: Keychain Remote
Model: F-ADT-KEY-1
S/N: None

Product Description: The Keychain Remote allows you to arm or disarm your home security system at the press of a button, or to send a panic alert to professional monitoring services.

Modifications: The EUT was not modified in order to comply with specifications.

Manufacturer: Nortek Security & Control, LLC.
1950 Camino Vida Roble, Suite 150
Carlsbad, CA 92008

Test Dates: May 15, 16, 22, 24, 26, & 29, 2017

Test Specifications Covered by Accreditation:



EMI requirements

CFR Title 47, Part 15 Subpart C Sections 15.205, 15.207, 15.209, & 15.247.
RSS 247 & RSS GEN

Test Procedure: ANSI C63.4 & C63.10, and KDB 558074 D01 v04.



Brea Division
114 Olinda Drive
Brea, CA 92823
(714) 579-0500

Agoura Division
2337 Troutdale Drive
Agoura, CA 91301
(818) 597-0600

Silverado Division
19121 El Toro Road
Silverado, CA 92676
(949) 589-0700

Lake Forest Division
20621 Pascal Way
Lake Forest, CA 92630
(949) 587-0400

SUMMARY OF TEST RESULTS

TEST	DESCRIPTION	RESULTS
1	Conducted RF Emissions, 150 kHz - 30 MHz	The EUT is battery powered. Therefore, this test was deemed unnecessary and not performed.
2	Radiated RF Emissions & Harmonics, 9 kHz – 10,000 MHz	Complies with the limits of CFR Title 47 Part 15 Subpart C Sections 15.205, 15.209, and RSS GEN
3	DTS Bandwidth	Complies with CFR Title 47 Part 15 Subpart C Section 15.247 and RSS 247
4	Maximum Peak Conducted Output Power	Complies with CFR Title 47 Part 15 Subpart C Section 15.247 and RSS 247
5	Maximum Peak Power Spectral Density Level In The Fundamental Emission	Complies with CFR Title 47 Part 15 Subpart C Section 15.247 and RSS 247
6	Emissions in Non-Restricted Frequency Bands (in 100kHz Bandwidth)	Complies with CFR Title 47 Part 15 Subpart C Section 15.247 and RSS 247
7	Emissions in the Restricted Bands	Complies with CFR Title 47 Part 15 Subpart C Section 15.205, 15.247 and RSS 247



1. PURPOSE

This document is a qualification test report based on the Electromagnetic Interference (EMI) tests performed on the Keychain Remote Model: F-ADT-KEY-1. The EMI measurements were performed according to the measurement procedure described in ANSI C63.10 & C63.4. The tests were performed in order to determine whether the electromagnetic emissions from the equipment under test, referred to as EUT (equipment under test) hereafter, are within the specification limits defined by the Code of Federal Regulations Title 47, Part 15 Subpart C sections 15.205, 15.207, 15.209, 15.247, RSS GEN, and RSS 247.



2. ADMINISTRATIVE DATA

2.1 Location of Testing

The tests described herein were performed at the test facility of Compatible Electronics, 20621 Pascal Way Lake Forest, California 92630.

2.2 Traceability Statement

The calibration certificates of all test equipment used during the test are on file at the location of the test. The calibration is traceable to the National Institute of Standards and Technology (NIST).

2.3 Cognizant Personnel

Nortek Security & Control, LLC.

Josh Hansen

Compatible Electronics Inc.

Torey Oliver	Test Engineer
Shayan Aminmadani	Test Technician

Joey Madlangbayan	Safety Manager
-------------------	----------------

2.4 Date Test Sample was Received

The test sample was received on May 10, 2017.

2.5 Disposition of the Test Sample

The test sample remains at Compatible Electronics as of the date of this test report.

2.6 Abbreviations and Acronyms

The following abbreviations and acronyms may be used in this document.

RF	Radio Frequency
EMI	Electromagnetic Interference
EUT	Equipment Under Test
P/N	Part Number
S/N	Serial Number
HP	Hewlett Packard
ITE	Information Technology Equipment
CML	Corrected Meter Limit
LISN	Line Impedance Stabilization Network
NVLAP	National Voluntary Laboratory Accreditation Program
CFR	Code of Federal Regulations
PCB	Printed Circuit Board
TX	Transmit
RX	Receive



3. APPLICABLE DOCUMENTS

The following documents are referenced or used in the preparation of this Test Report.

SPEC	TITLE
CFR Title 47, Part 15	FCC Rules – Radio frequency devices (including digital devices)
ANSI C63.4 2014	Methods of measurement of radio-noise emissions from low-voltage electrical and electronic equipment in the range of 9 kHz to 40 GHz.
ANSI C63.10: 2013	American National Standard for Testing Unlicensed Wireless Devices
KDB 558074 D01 v04	Guidance for Performing Compliance Measurements on Digital Transmission Systems (DTS) Operating Under §15.247
RSS 247	Digital Transmission Systems (DTSs), Frequency Hopping Systems (FHSs) and Licence-Exempt Local Area Network (LE-LAN) Devices
RSS GEN	General Requirements for Compliance of Radio Apparatus



4. DESCRIPTION OF TEST CONFIGURATION

4.1 Description of Test Configuration

The Keychain Remote Model: F-ADT-KEY-1 (EUT) was setup in a tabletop configuration. The EUT was powered by a DC Supply (due to the unnatural power consumption for constant transmit) and/or a 3V coin cell battery. For spurious emissions in the range of 30-1000 MHz the EUT was placed on the table with multiple accessories. The EUT was continuously transmitting a data stream during transmit tests and continuously receiving during receiver tests. The EUT was checked in all axes.

New batteries were used for testing.

It was determined that the emissions were at their highest level when the EUT was transmitting in the configuration described above for Radiated Emissions. The final radiated data was taken in the above configuration. Please see Appendix E for the test data.

4.1.1 *Photograph Test Configuration (X-Axis Shown)*



4.1.2 *Axis Determination*

Y Axis



Z Axis



X Axis



4.1.3 *Cable Construction and Termination*

Cable 1

This is a 1 meter, un-shielded, round twisted pair cable that connects the EUT to the DC Power Supply. The cables were hardwired at each end of the cable. The cable was not bundled.

Cable 2

This is a 2 meter, foil shielded, USB cable that connect the EUT to the Laptop (for programming only). The cable has a USB Type-A connector at the Laptop end and has an 8-pin plastic ribbon cable connector at the EUT end of the cable. The cable was not bundled. The shield of the cable was terminated at the Laptop end of the cable only.



5. LISTS OF EUT, ACCESSORIES AND TEST EQUIPMENT

5.1 EUT and Accessory List

#	EQUIPMENT TYPE	MANU-FACTURER	MODEL	SERIAL NUMBER
1	Keychain Remote(EUT)	NORTEK	F-ADT-KEY-1	NONE
2	DC SUPPLY	MPJA	0-30V / 0-5A	017687
3	LAPTOP (PROGRAMMING ONLY)	LENOVO	THINKPAD T430	101-2037
4	LAPTOP POWER SUPPLY	LENOVO	92P1156	11S92P1156Z1ZDXN01L1ND
5	BATTERY	PANASONIC	CR2450	NONE
6	CO DETECTOR	NORTEK	F-ADT-CO-1	NONE
7	MOTION DETECTOR	NORTEK	F-ADT-PIR-1	NONE
8	SMOKE DETECTOR	NORTEK	F-ADT-SMK-1	NONE
9	GO CONTROL PANEL	2GIG TECHNOLOGIES	2GIG-GC3-SP1	NONE
10	KEYCHAIN REMOTE	NORTEK	F-ADT-KEY-1	NONE



5.2 EMI Test Equipment

EQUIPMENT TYPE	MANUFACTURER	MODEL NUMBER	SERIAL NUMBER	CAL. DATE	CAL. DUE DATE
Computer	Compatible Electronics	NONE	NONE	N/A	N/A
EMI Receiver	Rohde & Schwarz	ESIB40	100172	3/15/2017	3/15/2018
EMI Receiver	Rohde & Schwarz	ESIB40	100218	3/14/2017	3/14/2018
Antenna, Loop	Com Power	AL-130	121049	2/9/2017	2/9/2018
Antenna, CombiLog	Com Power	AC-220	25857	5/19/2016	5/19/2018
Antenna, Horn 1-18GHz	Com Power	AH-118	071250	5/16/2016	5/16/2018
Pre-Amp, 1-18GHz	Com Power	PAM-118A	551033	5/16/2016	5/16/2018
Notch Filter	Microwave Circuits	N0309153	3709-01 DC0415	5/9/2017	5/9/2018
LISN (EUT)	Com Power	LI-215	191937	5/18/2017	5/18/2018
Mast, Antenna Positioner	Sunol Science Corporation	TWR 95-4	020808-3	N/A	N/A
Antenna Mast	Sunol Science Corporation	TWR 95-4	020808-3	N/A	N/A
Turntable	Sunol Science Corporation	FM 2001	N/A	N/A	N/A
Mast and Turntable Controller	Sunol Science Corporation	SC104V	020808-1	N/A	N/A



6. TEST SITE DESCRIPTION

6.1 Test Facility Description

Please refer to section 2.1 and the figures in Appendix D of this report for test location.

6.2 EUT Mounting, Bonding and Grounding

For testing below 1 GHz the EUT was mounted on a 1.0 by 1.5 by 0.8 meters high non-conductive table, which was placed on the ground plane.

For testing above 1 GHz the EUT was mounted 1.5 meter above the ground plane.

The EUT was not grounded.

6.3 Facility Environmental Characteristics

When applicable refer to the data sheets in Appendix E for the relative humidity, air temperature, and barometric pressure.

6.4 Measurement Uncertainty

“Compatible Electronics’ U_{lab} value is less than U_{cispr} , thus based on this – compliance is deemed to occur if no measured disturbance exceeds the disturbance limit.

$$u_c(y) = \sqrt{\sum_i c_i^2 u^2(x_i)}$$

Measurement		U_{cispr}	$U_{lab} = 2 u_c(y)$
Conducted disturbance (mains port)	(150 kHz – 30 MHz)	4,0 dB	2.88
Radiated disturbance (electric field strength on an open area test site or alternative test site)	(30 MHz – 1 000 MHz)	5,2 dB	4.04



7. CHARACTERISTICS OF THE TRANSMITTER

7.1 Channel Number and Frequencies

There is a total of 10 channels. The low channel is at 904.0 MHz, mid channel is at 912.0 MHz, and the high channel is at 922.0 MHz. There is approximately 2 MHz separation between channels and the EUT uses OQPSK modulation.

Channel 1	904 MHz
Channel 2	906 MHz
Channel 3	908 MHz
Channel 4	910 MHz
Channel 5	912 MHz
Channel 6	914 MHz
Channel 7	916 MHz
Channel 8	918 MHz
Channel 9	920 MHz
Channel 10	922 MHz

7.2 Antenna

The antenna is a chip antenna in combination with an etched trace on the PCB.

7.3 Software

10016717 Ver. F013 Stored on a local Server, located at NSC headquarters.



8. TEST PROCEDURES

The following sections describe the test methods and the specifications for the tests. Test results are also included in this section.

8.1 RF Emissions

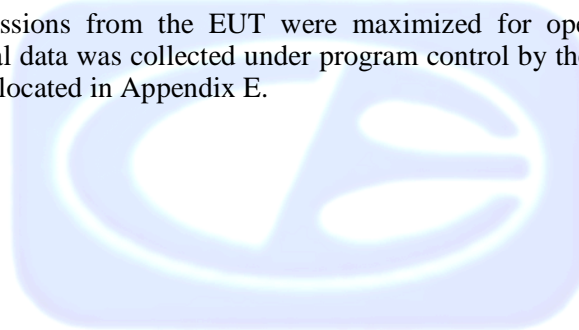
8.1.1 *Conducted Emissions Test*

Test Results: The EUT is battery powered, therefore; this test was deemed unnecessary and not performed.

The EMI receiver was used as a measuring meter. A quasi-peak and/or average reading was taken only where indicated in the data sheets. The LISN output was measured using the EMI receiver. The output of the second LISN was terminated by a 50-ohm termination. The effective measurement bandwidth used for this test was 9 kHz.

Please see section 6.2 of this report for mounting, bonding, and grounding of the EUT. The EUT received its power through the LISN, which was bonded to the ground plane. The EUT was set up with the minimum distances from any conductive surfaces as specified in ANSI 63.4. The excess power cord was wrapped in a figure eight pattern to form a bundle not exceeding 0.4 meters in length.

The conducted emissions from the EUT were maximized for operating mode as well as cable placement. The final data was collected under program control by the computer software. The final qualification data is located in Appendix E.



8.1.2 Radiated Emissions (Spurious and Harmonics) Test

The R&S receiver was used as a measuring meter. The receiver was used in the peak detect mode with the "Max Hold" feature activated. In this mode, the receiver records the highest measured reading over all the sweeps. Amplifiers were used to increase the sensitivity of the instrument. There was one Microwave Preamplifier used for frequencies above 1 GHz.

For spurious emissions, the quasi-peak detector was used for frequencies below 1GHz and the average detector was used for frequencies above 1 GHz.

For the radiated Harmonic emissions, a linear average detector was used.

The measurement bandwidths and transducers used for the radiated emissions test were:

FREQUENCY RANGE (MHz)	TRANSDUCER	EFFECTIVE MEASUREMENT BANDWIDTH
.009 to .150	Active Loop Antenna	200 Hz
.150 to 30	Active Loop Antenna	9 kHz
30 to 1000	Combilog Antenna	100 kHz (120kHz for QP Measurements)
1000 to 10000	Horn Antenna	1 MHz

The TDK FAC-3 shielded test chamber of Compatible Electronics, Inc. was used for radiated emissions testing. This test site is in full compliance with ANSI, EN 50147-2, and CISPR 22. Please see section 6.2 of this report for mounting, bonding and grounding of the EUT. The turntable supporting the EUT is remote controlled using a motor. The turntable permits EUT rotation of 360 degrees in order to maximize emissions. Also, the antenna mast allows height variation of the antenna from 1 meter to 4 meters. Data was collected in the worst case (highest emission) configuration of the EUT. At each reading, the EUT was rotated 360 degrees and the antenna height was varied from 1 to 4 meters in both vertical and horizontal polarizations (for E field radiated field strength).

Test Results:

The EUT complies with the limits of CFR Title 47 Part 15 Subpart C sections 15.205, 15.209, 15.247, RSS 247, and RSS GEN.



8.1.3 *DTS Bandwidth*

The DTS Bandwidth was measured directly connected to the EMI Receiver using a RBW of 100 kHz and a VBW of 300 kHz. A peak detector and a max hold trace were used with auto sweep time. The trace was allowed to fully maximize. We measured the maximum width of the emission that is constrained by the frequencies associated with the two outermost amplitude points (upper and lower frequencies) that are attenuated by 6 dB relative to the maximum level measured in the fundamental emission. The automatic bandwidth measurement capability of the EMI Receiver was employed using the n dB bandwidth mode with n set to 6 dB. The final qualification data sheets are located in Appendix E.

Test Results:

The EUT complies with Part 15, Subpart C, Section 15.247 and RSS 247.

8.1.4 *Maximum Peak Conducted Output Power*

The maximum peak conducted output power was measured using an EMI Receiver. The EMI Receiver used a 1 MHz resolution bandwidth that is greater than the DTS bandwidth and a 3 MHz video bandwidth. The final qualification data sheets are located in Appendix E.

Test Results:

The EUT complies with Part 15, Subpart C, Section 15.247 and RSS 247.

8.1.5 *Maximum Peak Power Spectral Density Level in The Fundamental Emission*

The Maximum Peak Power Spectral Density Level in the Fundamental Emission was measured directly connected to the EMI Receiver. Tuned to the center frequency of the DTS channel and set the span to 1.5 times the DTS bandwidth. RBW was set to minimum of 3 kHz but not greater than 100kHz and VBW 3 * RBW. A peak detector was used with the sweep time set to auto. A max hold trace was used and allowed to fully stabilize. The peak marker function was used to determine the maximum amplitude level within the RBW. The final qualification data sheets are located in Appendix E.

Test Results:

The EUT complies with Part 15, Subpart C, Section 15.247 and RSS 247.



8.1.6 *Emissions in Non-Restricted Frequency Bands (in 100kHz Bandwidth)*

The Emissions in Non-Restricted Frequency Bands (in 100kHz Bandwidth) measurements were performed using the EMI Receiver directly connected to the EUT. A reference level was established by setting the instrument center frequency to DTS channel center frequency. The span was set to ≥ 1.5 times the DTS bandwidth. The RBW was 100 kHz and VBW 300 kHz. A peak detector was used with a sweep time set to auto. A max hold trace was used and allowed to fully stabilize. The peak marker function was used to determine the level and 20dB below that was the reference level. For Emission Level Measurement, the center frequency and span were set to encompass the frequency range to be measured. RBW was set to 100 kHz and VBW to 300 kHz. A peak detector was used with a sweep time set to auto. The number of measurement points were greater than span/RBW. A max hold trace was used and allowed to fully stabilize. The peak marker function was used to determine the maximum amplitude level. The final qualification data sheets are located in Appendix E.

Test Results:

The EUT complies with Part 15, Subpart C, Section 15.247 and RSS 247.

8.1.7 *Emissions in the Restricted Bands (Radiated)*

The Emissions in the Restricted Bands measurement was performed using the EMI Receiver at a 3-meter test distance to obtain the final test data. The final qualification data sheets are located in Appendix E.

Test Results:

The EUT complies with Part 15 Subpart C, Section 15.205 and RSS GEN.

8.1.8 *Emissions Radiated Outside of the Fundamental Frequency Band*

The Band Edge measurement was performed using the EMI Receiver at a 3-meter test distance to obtain the final test data. The low and high channels were tuned to during the low and high band edge tests. The final qualification data sheets are located in Appendix E.

Test Results:

The EUT complies with Part 15, Subpart C, Section 15.247 and RSS 247.



9. TEST PROCEDURE DEVIATIONS

A DC power supply was used as a power source for most emissions tests due to the abnormal power consumption of the constant transmit firmware. A battery was still in the device to ensure that it would be accounted for in the readings.

For conducted measurements a connector was matched and connected to the PCB before the antenna.

10. CONCLUSIONS

The Keychain Remote Model: F-ADT-KEY-1 meets all of the relevant specification requirements defined in the Code of Federal Regulations Title 47, Part 15 Subpart C sections 15.205, 15.207, 15.209, 15.247, RSS GEN & RSS 247.



APPENDIX A

***LABORATORY ACCREDITATIONS AND
RECOGNITIONS***



Brea Division
114 Olinda Drive
Brea, CA 92823
(714) 579-0500

Agoura Division
2337 Troutdale Drive
Agoura, CA 91301
(818) 597-0600

Silverado Division
19121 El Toro Road
Silverado, CA 92676
(949) 589-0700

Lake Forest Division
20621 Pascal Way
Lake Forest, CA 92630
(949) 587-0400

LABORATORY ACCREDITATIONS AND RECOGNITIONS



For US, Canada, Australia/New Zealand, Japan, Taiwan, Korea, and the European Union, Compatible Electronics is currently accredited by NVLAP to ISO/IEC 17025.

For the most up-to-date version of our scopes and certificates please visit

<http://celectronics.com/quality/scope/>

Quote from ISO-ILAC-IAF Communiqué on 17025:

"A laboratory's fulfilment of the requirements of ISO/IEC 17025:2005 means the laboratory meets both the technical competence requirements and management system requirements that are necessary for it to consistently deliver technically valid test results and calibrations. The management system requirements in ISO/IEC 17025:2005 (Section 4) are written in language relevant to laboratory operations and meet the principles of ISO 9001:2008 Quality Management Systems — Requirements."

IC OAT's Test Site Registration Number: 2154C-1



Brea Division
114 Olinda Drive
Brea, CA 92823
(714) 579-0500

Agoura Division
2337 Troutdale Drive
Agoura, CA 91301
(818) 597-0600

Silverado Division
19121 El Toro Road
Silverado, CA 92676
(949) 589-0700

Lake Forest Division
20621 Pascal Way
Lake Forest, CA 92630
(949) 587-0400

APPENDIX B

MODIFICATIONS TO THE EUT



Brea Division
114 Olinda Drive
Brea, CA 92823
(714) 579-0500

Agoura Division
2337 Troutdale Drive
Agoura, CA 91301
(818) 597-0600

Silverado Division
19121 El Toro Road
Silverado, CA 92676
(949) 589-0700

Lake Forest Division
20621 Pascal Way
Lake Forest, CA 92630
(949) 587-0400

MODIFICATIONS TO THE EUT

There were no modifications made during testing.



APPENDIX C

***ADDITIONAL MODELS COVERED
UNDER THIS REPORT***



Brea Division
114 Olinda Drive
Brea, CA 92823
(714) 579-0500

Agoura Division
2337 Troutdale Drive
Agoura, CA 91301
(818) 597-0600

Silverado Division
19121 El Toro Road
Silverado, CA 92676
(949) 589-0700

Lake Forest Division
20621 Pascal Way
Lake Forest, CA 92630
(949) 587-0400

ADDITIONAL MODELS COVERED UNDER THIS REPORT

USED FOR THE PRIMARY TEST

Keychain Remote
Model: F-ADT-KEY-1
S/N: None

No additional models were tested.



APPENDIX D

DIAGRAMS, FACTORS, CHARTS, AND PHOTOS



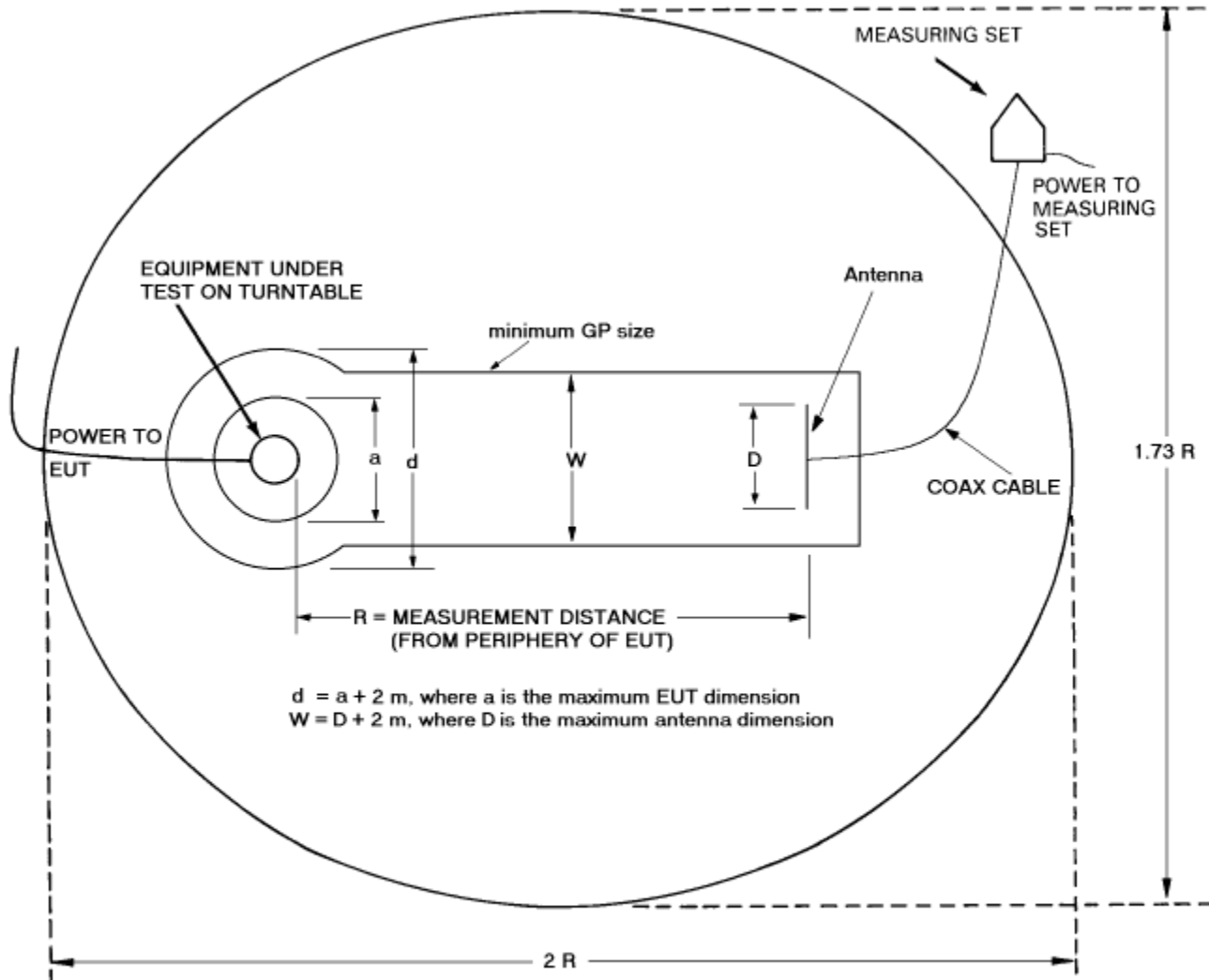
Brea Division
114 Olinda Drive
Brea, CA 92823
(714) 579-0500

Agoura Division
2337 Troutdale Drive
Agoura, CA 91301
(818) 597-0600

Silverado Division
19121 El Toro Road
Silverado, CA 92676
(949) 589-0700

Lake Forest Division
20621 Pascal Way
Lake Forest, CA 92630
(949) 587-0400

FIGURE 1: PLOT MAP AND LAYOUT OF TEST SITE BELOW 1GHZ



AREA DIMENSIONS =

$R = 3\text{m}$	$R = 10 \text{ m}$	$R = 30 \text{ m}$
6 m x 5.2 m	20 m x 17.3 m	60 m x 52 m



COM-POWER AL-130**LOOP ANTENNA**

S/N: 121049

CALIBRATION DUE: FEBRUARY 9, 2018

FREQUENCY (MHz)	MAGNETIC (dB/m)	ELECTRIC (dB/m)	FREQUENCY (MHz)	MAGNETIC (dB/m)	ELECTRIC (dB/m)
0.009	-34.68	16.82	0.8	-37.44	14.06
0.01	-35.54	15.96	0.9	-37.34	14.16
0.02	-37.22	14.28	1.0	-37.34	14.16
0.03	-36.44	15.06	2.0	-37.03	14.47
0.04	-36.90	14.60	3.0	-37.02	14.48
0.05	-37.56	13.94	4.0	-37.12	14.38
0.06	-37.45	14.05	5.0	-36.92	14.58
0.07	-37.55	13.95	6.0	-37.12	14.38
0.08	-37.46	14.04	7.0	-37.02	14.48
0.09	-37.56	13.94	8.0	-36.81	14.69
0.1	-37.56	13.94	9.0	-36.81	14.69
0.2	-37.75	13.75	10.0	-36.70	14.80
0.3	-37.75	13.75	15.0	-37.08	14.42
0.4	-37.65	13.85	20.0	-36.60	14.90
0.5	-37.75	13.75	25.0	-38.62	12.88
0.6	-37.75	13.75	30.0	-38.92	12.58
0.7	-37.64	13.86			



COM-POWER AC-220**LAB P - COMBILOG ANTENNA**

S/N: 003

CALIBRATION DUE: MAY 19, 2018

FREQUENCY (MHz)	FACTOR (dB)	FREQUENCY (MHz)	FACTOR (dB)
30	23.6	160	13.5
35	23.6	180	14.4
40	23.7	200	14.5
45	23.9	250	15.7
50	24.2	300	18.1
60	22.6	400	19.9
70	19.1	500	22.3
80	13.8	600	24.4
90	12.9	700	26.6
100	14.6	800	26.2
120	14.4	900	27.5
140	16.2	1000	28.9



COM-POWER AH-118**HORN ANTENNA**

S/N: 071225

CALIBRATION DUE: MAY 17, 2018

FREQUENCY (MHz)	FACTOR (dB)	FREQUENCY (MHz)	FACTOR (dB)
1000	24.40	9500	39.11
1500	25.61	10000	39.38
2000	28.71	10500	39.55
2500	29.09	11000	39.66
3000	30.24	11500	40.28
3500	30.94	12000	40.26
4000	31.77	12500	40.64
4500	32.29	13000	41.33
5000	33.70	13500	41.74
5500	34.28	14000	41.52
6000	34.83	14500	41.80
6500	35.07	15000	43.51
7000	36.79	15500	41.03
7500	37.45	16000	40.88
8000	37.67	16500	40.18
8500	37.75	17000	42.59
9000	38.15	17500	44.49
		18000	45.27



COM-POWER PAM-118A**1-18GHz - PREAMPLIFIER**

S/N: 551033

CALIBRATION DUE: MAY 17, 2017

FREQUENCY (MHz)	FACTOR (dB)	FREQUENCY (MHz)	FACTOR (dB)
500	41.06	5500	40.63
1000	41.06	6000	40.18
1100	41.12	6500	40.33
1200	41.09	7000	39.97
1300	41.20	7500	40.45
1400	41.28	8000	39.83
1500	41.34	8500	39.79
1600	41.37	9000	39.71
1700	41.43	9500	39.80
1800	41.47	10000	41.07
1900	41.53	11000	40.05
2000	41.59	12000	40.21
2500	41.87	13000	40.61
3000	42.13	14000	39.09
3500	42.21	15000	39.36
4000	42.22	16000	38.32
4500	41.53	17000	38.32
5000	41.16	18000	36.85





FRONT VIEW

NORTEK


Keychain Remote

Model: F-ADT-KEY-1

FCC SUBPART C - UNINTENTIONAL RADIATED EMISSIONS < 1GHz

**PHOTOGRAPH SHOWING THE EUT CONFIGURATION
FOR MAXIMUM EMISSIONS**





REAR VIEW

NORTEK
Keychain Remote
Model: F-ADT-KEY-1

FCC SUBPART C - UNINTENTIONAL RADIATED EMISSIONS < 1GHz

**PHOTOGRAPH SHOWING THE EUT CONFIGURATION
FOR MAXIMUM EMISSIONS**





FRONT VIEW

NORTEK

Keychain Remote

Model: F-ADT-KEY-1

FCC SUBPART C - RADIATED EMISSIONS < 1GHz

**PHOTOGRAPH SHOWING THE EUT CONFIGURATION
FOR MAXIMUM EMISSIONS**





REAR VIEW

NORTEK

Keychain Remote

Model: F-ADT-KEY-1

FCC SUBPART C - RADIATED EMISSIONS < 1GHz

**PHOTOGRAPH SHOWING THE EUT CONFIGURATION
FOR MAXIMUM EMISSIONS**





FRONT VIEW

NORTEK

Keychain Remote

Model: F-ADT-KEY-1

FCC SUBPART C - RADIATED EMISSIONS > 1GHz

**PHOTOGRAPH SHOWING THE EUT CONFIGURATION
FOR MAXIMUM EMISSIONS**





REAR VIEW

NORTEK

Keychain Remote

Model: F-ADT-KEY-1

FCC SUBPART C - RADIATED EMISSIONS > 1GHz

**PHOTOGRAPH SHOWING THE EUT CONFIGURATION
FOR MAXIMUM EMISSIONS**



APPENDIX E

RADIATED EMISSIONS DATA SHEETS



Brea Division
114 Olinda Drive
Brea, CA 92823
(714) 579-0500

Agoura Division
2337 Troutdale Drive
Agoura, CA 91301
(818) 597-0600

Silverado Division
19121 El Toro Road
Silverado, CA 92676
(949) 589-0700

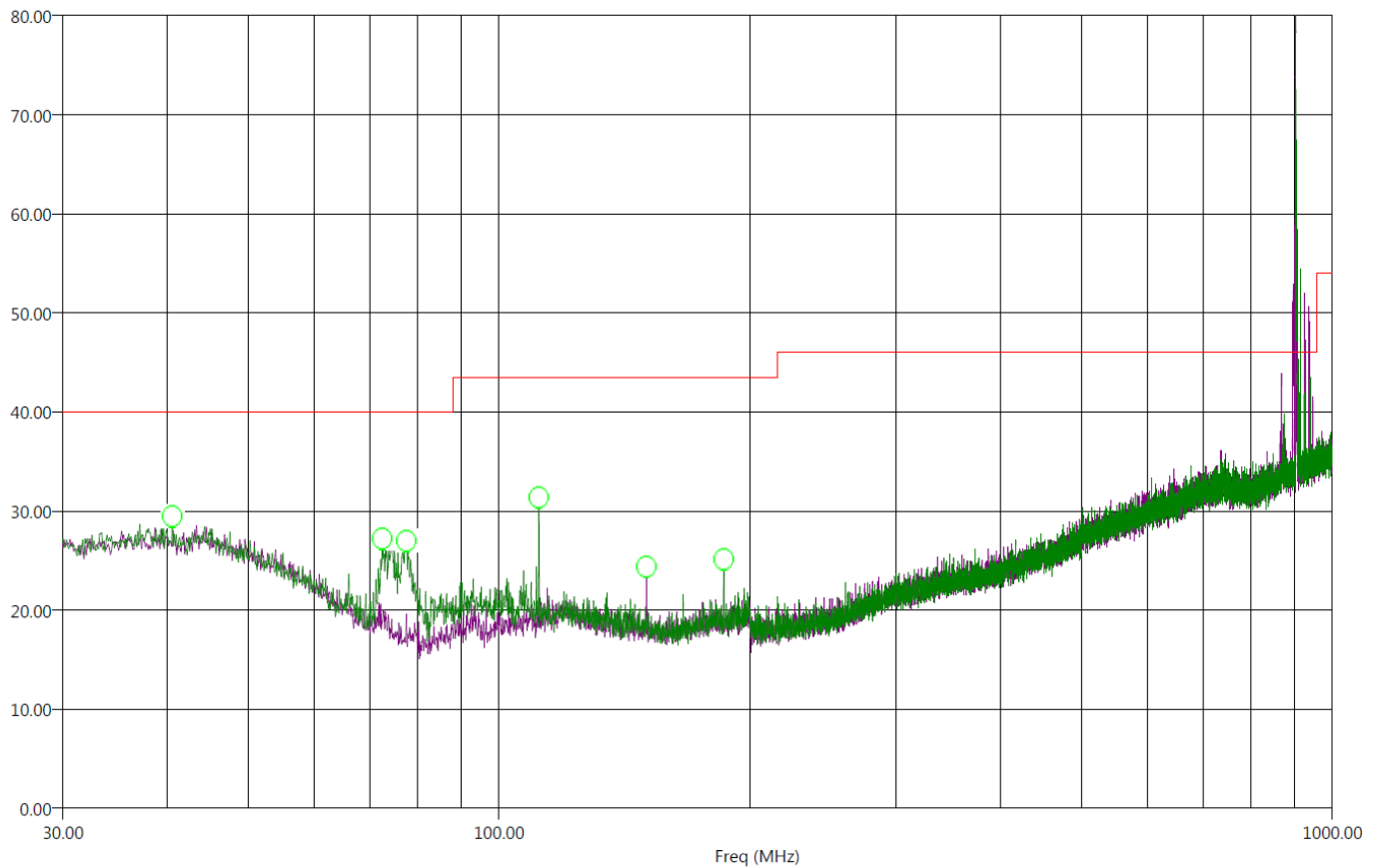
Lake Forest Division
20621 Pascal Way
Lake Forest, CA 92630
(949) 587-0400

Title: FCC 15.209
File: Radiated Pre-Scan 30-1000Mhz
Operator: Torey Oliver
EUT Type: ADT CO, **Nova FOB**, Nova PIR, Nova DW, ADT Smoke, Nova Hub
EUT Condition: Normal Operation
Comments: Temp: 72f
Hum: 36%
Battery powered

5/25/2017 4:46:30 PM
Sequence: Preliminary Scan

Compatible Electronics, Inc. FAC-3 (Lab P)

Electric Field Strength (dBμV/m)



— (PEAK) EMI (H)
— (PEAK) EMI (V)

— Limit

This was worst case for all modes and channels

There were no radiated emissions besides harmonics found between 9kHz-30 MHz or 1GHz-10GHz.



Brea Division
114 Olinda Drive
Brea, CA 92823
(714) 579-0500

Agoura Division
2337 Troutdale Drive
Agoura, CA 91301
(818) 597-0600

Silverado Division
19121 El Toro Road
Silverado, CA 92676
(949) 589-0700

Lake Forest Division
20621 Pascal Way
Lake Forest, CA 92630
(949) 587-0400

Title: FCC 15.209
File: Radiated Final 30-1000Mhz
Operator: Torey Oliver
EUT Type: ADT CO, **Nova FOB**, Nova PIR, Nova DW, ADT Smoke, Nova Hub
EUT Condition: Normal Operation
Comments: Temp: 72f
Hum: 36%
Battery Powered

5/25/2017 5:26:51 PM
Sequence: Final Measurements

Compatible Electronics, Inc. FAC-3 (Lab P)

Freq (MHz)	(QP) Margin (dB)	(QP) EMI (dBµV/m)	(PEAK) EMI (dBµV/m)	Limit (dBµV/m)	Pol	Ttbl Agl (deg)	Twr Ht (cm)	Transducer(dB)	Cable(dB)
40.60	-16.99	23.01	28.09	40.00	V	0.00	123.29	23.94	0.51
72.50	-19.41	20.59	26.91	40.00	V	265.00	260.94	13.55	0.69
77.50	-20.06	19.94	26.20	40.00	V	120.50	162.52	13.11	0.73
111.80	-12.55	30.97	32.78	43.52	V	213.00	100.17	15.50	0.86
150.40	-21.59	21.93	26.47	43.52	H	257.50	215.23	13.92	0.99
186.30	-20.29	23.23	26.59	43.52	V	154.50	100.00	14.43	1.14

This was worst case for all modes and channels

There were no radiated emissions besides harmonics found between 9kHz-30 MHz or 1GHz-10GHz.




Brea Division
114 Olinda Drive
Brea, CA 92823
(714) 579-0500

Agoura Division
2337 Troutdale Drive
Agoura, CA 91301
(818) 597-0600

Silverado Division
19121 El Toro Road
Silverado, CA 92676
(949) 589-0700

Lake Forest Division
20621 Pascal Way
Lake Forest, CA 92630
(949) 587-0400

DTS BANDWIDTH



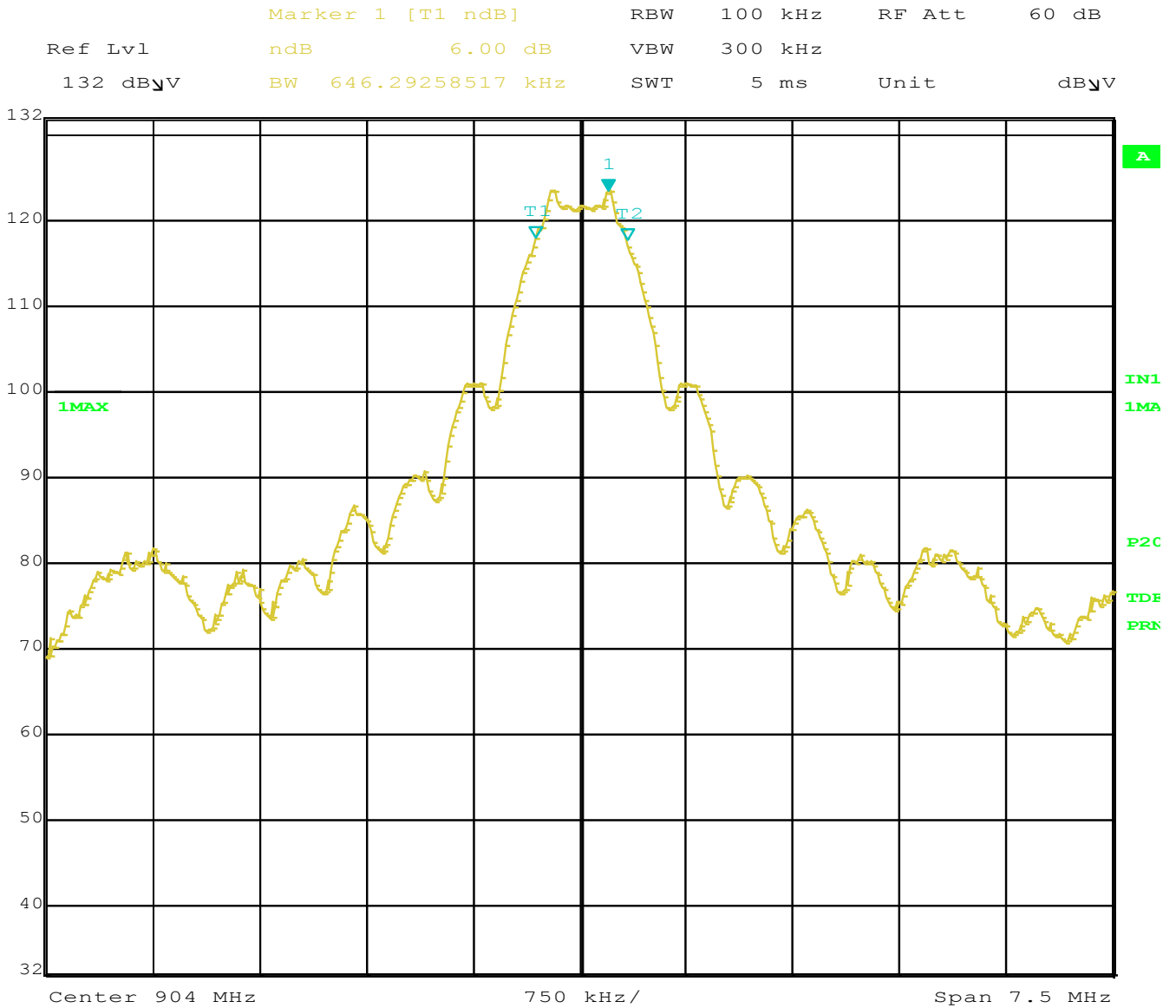
DTS BANDWIDTH

FCC 15.247Company: Nortek
EUT: Keychain Remote
Model: F-ADT-KEY-1Date: 5/18/2017
Lab: P
Test Eng: Shayan Aminmadani**Compatible Electronics, Inc. FAC-3 (Lab P)**

DTS Bandwidth

Freq. (MHz)	Measured BW (kHz)	Limit (Min) (kHz)	Margin (kHz)	Peak / QP / Avg	Comments
904	646.29	500.00	146.29	Peak	
912	646.29	500.00	146.29	Peak	
922	646.29	500.00	146.29	Peak	





Comment A: DTS BW LOW



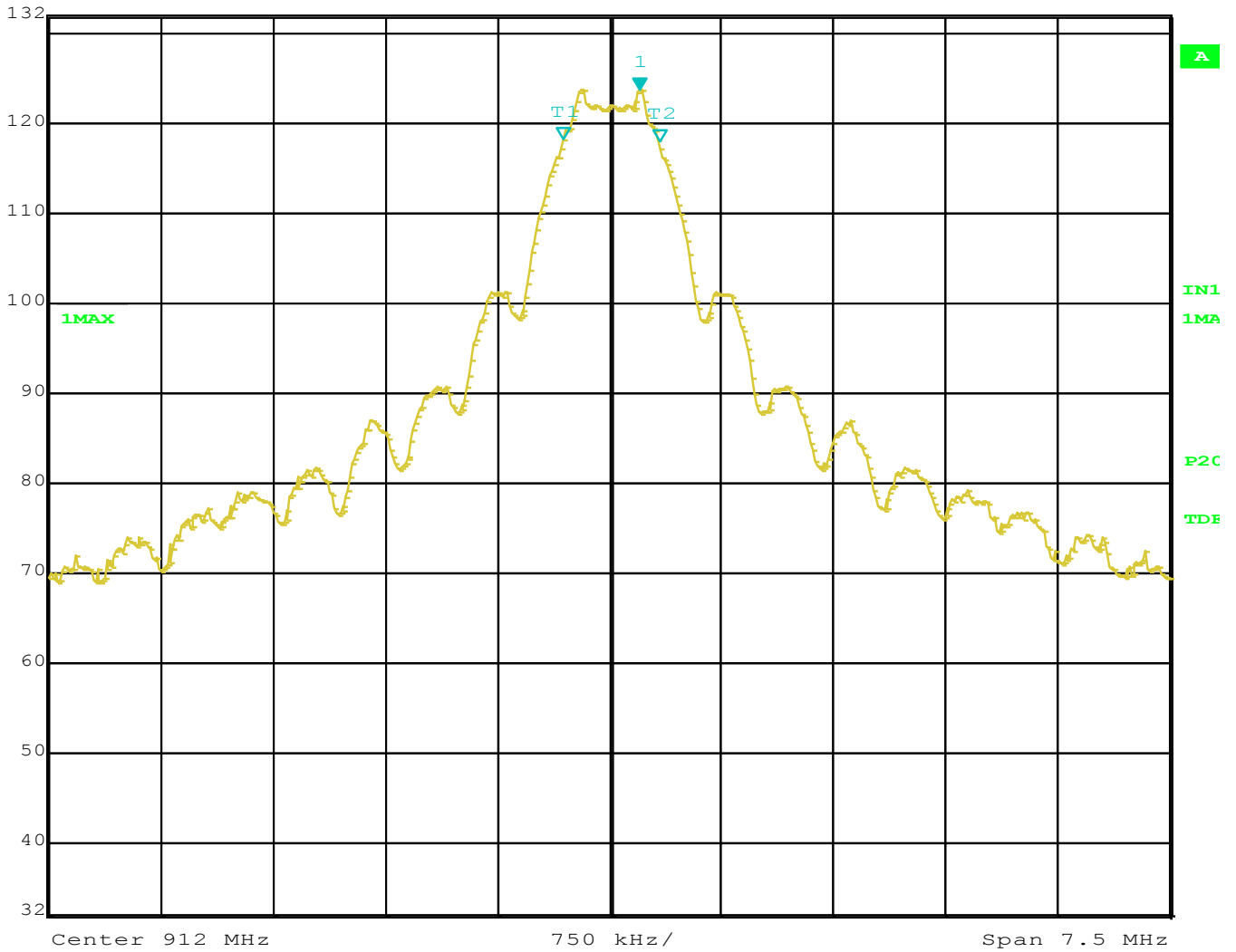
Brea Division
 114 Olinda Drive
 Brea, CA 92823
 (714) 579-0500

Agoura Division
 2337 Troutdale Drive
 Agoura, CA 91301
 (818) 597-0600

Silverado Division
 19121 El Toro Road
 Silverado, CA 92676
 (949) 589-0700

Lake Forest Division
 20621 Pascal Way
 Lake Forest, CA 92630
 (949) 587-0400

Marker 1 [T1 ndB] RBW 100 kHz RF Att 60 dB
 Ref Lvl ndB 6.00 dB VBW 300 kHz
 132 dBµV BW 646.29258517 kHz SWT 5 ms Unit dBµV



Comment A: DTS BW MID



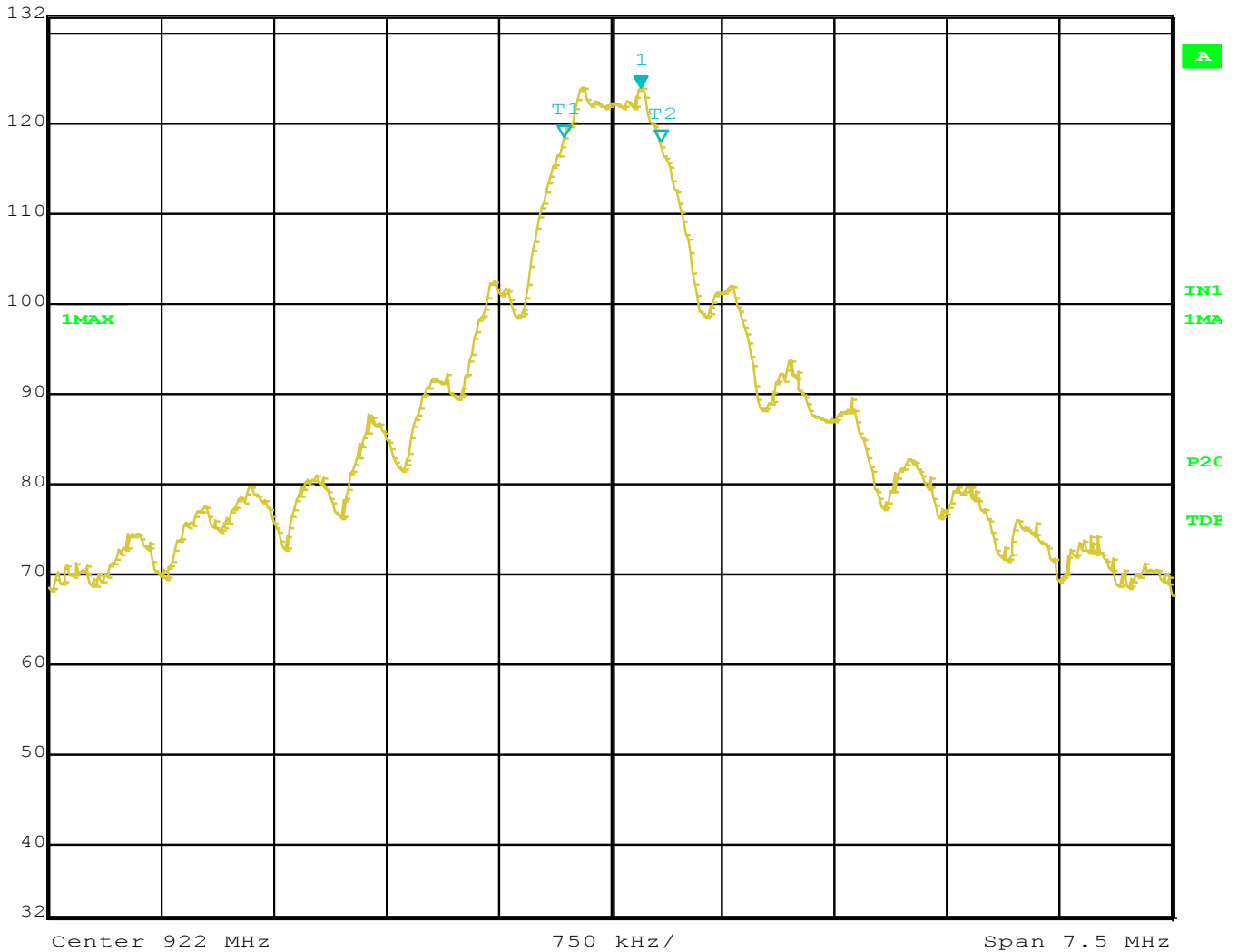
Brea Division
 114 Olinda Drive
 Brea, CA 92823
 (714) 579-0500

Agoura Division
 2337 Troutdale Drive
 Agoura, CA 91301
 (818) 597-0600

Silverado Division
 19121 El Toro Road
 Silverado, CA 92676
 (949) 589-0700

Lake Forest Division
 20621 Pascal Way
 Lake Forest, CA 92630
 (949) 587-0400

Marker 1 [T1 ndB] RBW 100 kHz RF Att 60 dB
 Ref Lvl ndB 6.00 dB VBW 300 kHz
 132 dB μ V BW 646.29258517 kHz SWT 5 ms Unit dB μ V



Comment A: DTS BW HI



Brea Division
 114 Olinda Drive
 Brea, CA 92823
 (714) 579-0500

Agoura Division
 2337 Troutdale Drive
 Agoura, CA 91301
 (818) 597-0600

Silverado Division
 19121 El Toro Road
 Silverado, CA 92676
 (949) 589-0700

Lake Forest Division
 20621 Pascal Way
 Lake Forest, CA 92630
 (949) 587-0400

MAXIMUM PEAK CONDUCTED OUTPUT POWER

DATA SHEETS



Brea Division
114 Olinda Drive
Brea, CA 92823
(714) 579-0500

Agoura Division
2337 Troutdale Drive
Agoura, CA 91301
(818) 597-0600

Silverado Division
19121 El Toro Road
Silverado, CA 92676
(949) 589-0700

Lake Forest Division
20621 Pascal Way
Lake Forest, CA 92630
(949) 587-0400

MAXIMUM PEAK CONDUCTED OUTPUT POWER

FCC 15.247Company: Nortek
EUT: Keychain Remote
Model: F-ADT-KEY-1Date: 5/18/2017
Lab: P
Test ENG: Shayan Aminmadani**Compatible Electronics, Inc. FAC-3 (Lab P)**

Freq. (MHz)	Corrected Level (dBm)	Limit (dBm)	Margin (dB)	Cable Loss (dB)	Peak / QP / Avg	Comments
904	16.16	30.00	-13.84	0.27	Peak	
912	16.34	30.00	-13.66	0.27	Peak	
922	16.61	30.00	-13.39	0.27	Peak	



***MAXIMUM PEAK POWER SPECTRAL DENSITY LEVEL IN THE
FUNDAMENTAL EMISSION***



DATA SHEETS



Brea Division
114 Olinda Drive
Brea, CA 92823
(714) 579-0500

Agoura Division
2337 Troutdale Drive
Agoura, CA 91301
(818) 597-0600

Silverado Division
19121 El Toro Road
Silverado, CA 92676
(949) 589-0700

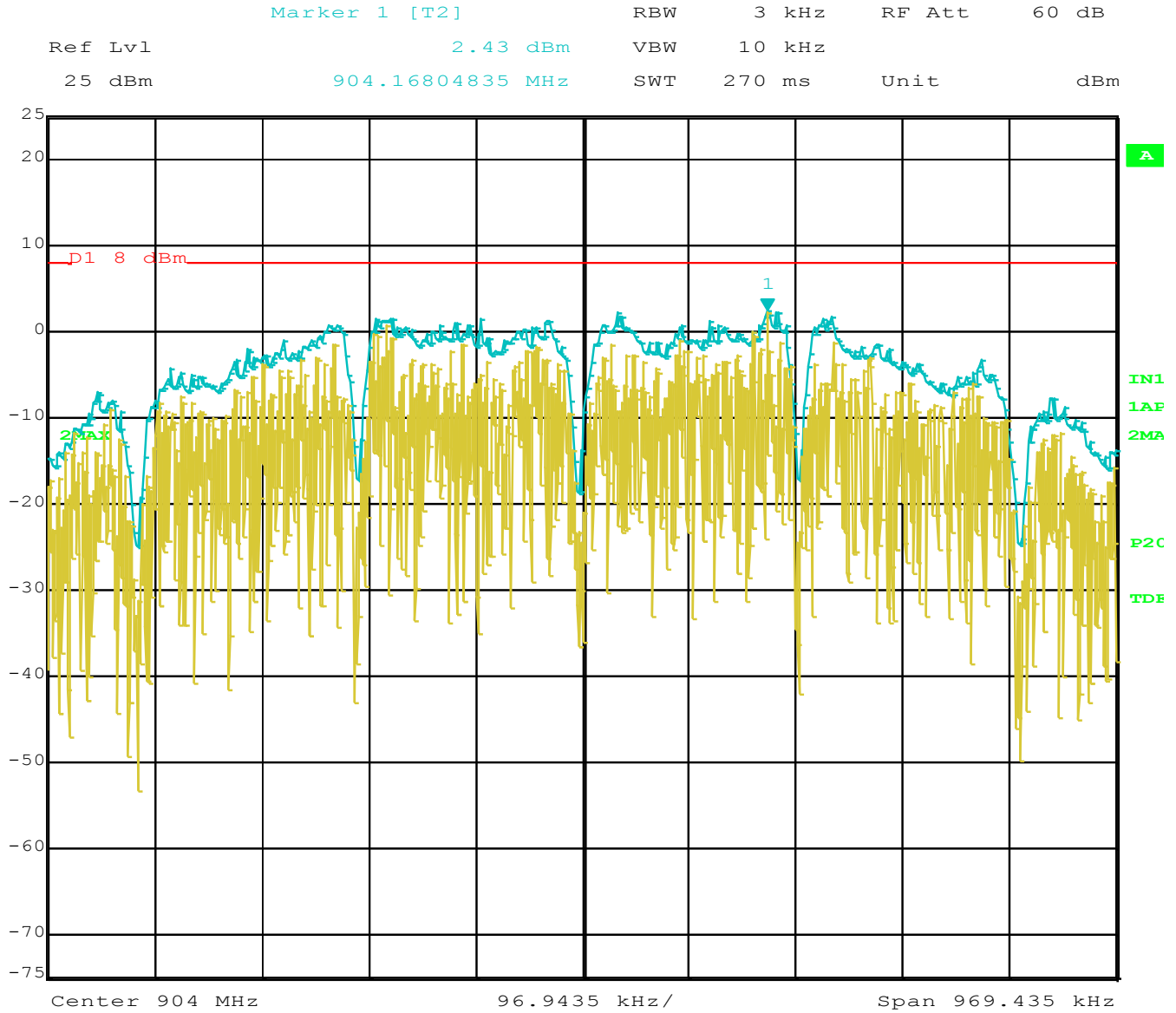
Lake Forest Division
20621 Pascal Way
Lake Forest, CA 92630
(949) 587-0400

POWER SPECTRAL DENSITY

FCC 15.247Company: Nortek
EUT: Keychain Remote
Model: F-ADT-KEY-1Date: 5/18/2017
Lab: P
Test ENG: Shayan Aminmadani**Compatible Electronics, Inc. FAC-3 (Lab P)**

Freq. (MHz)	Corrected Peak (dBm)	Limit (dBm)	Margin (dB)	Cable Loss (dB)	Peak / QP / Avg	Comments
904	2.43	8.00	-5.57	0.27	Peak	
912	2.56	8.00	-5.44	0.27	Peak	
922	3.09	8.00	-4.91	0.27	Peak	





Comment A: PSD LO

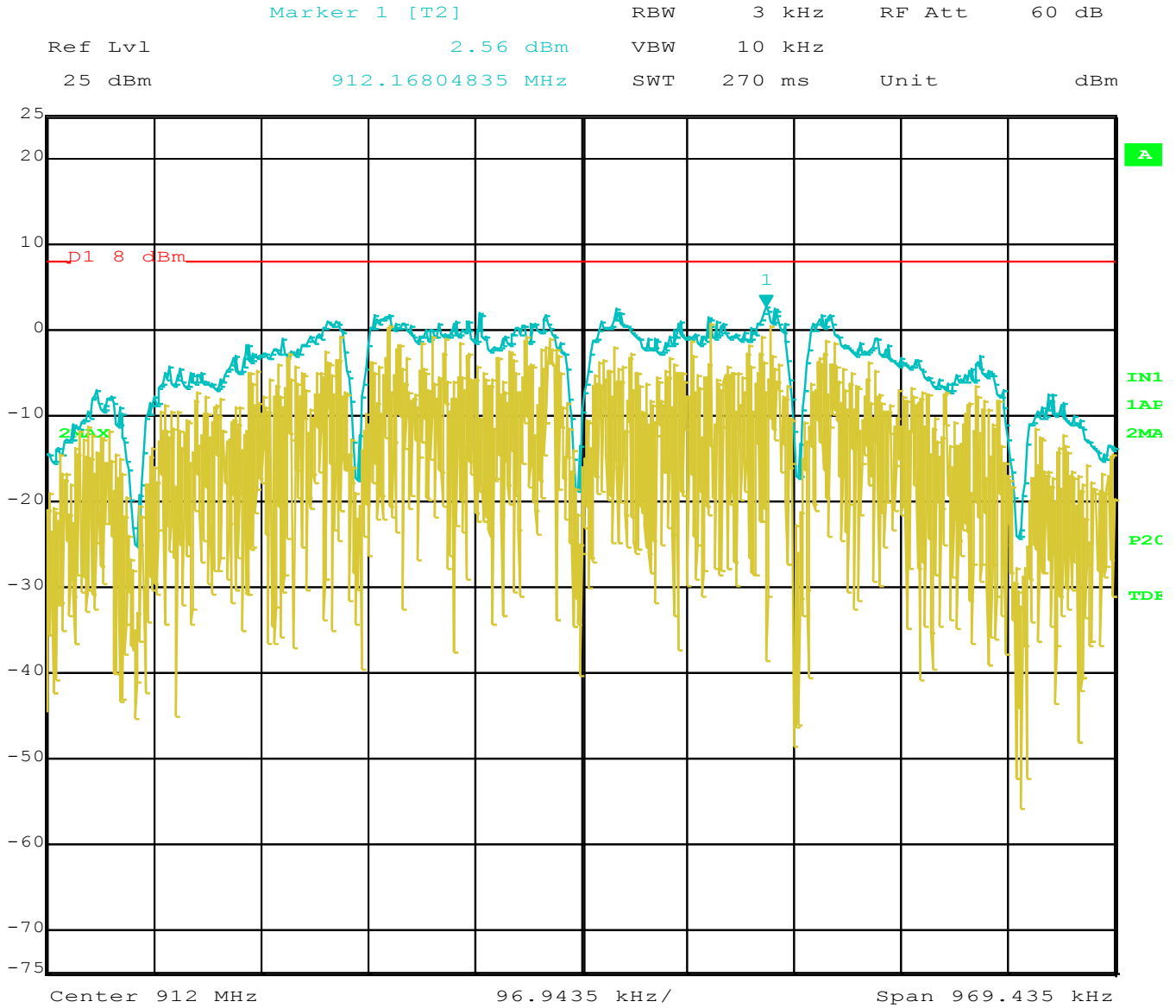


Brea Division
 114 Olinda Drive
 Brea, CA 92823
 (714) 579-0500

Agoura Division
 2337 Troutdale Drive
 Agoura, CA 91301
 (818) 597-0600

Silverado Division
 19121 El Toro Road
 Silverado, CA 92676
 (949) 589-0700

Lake Forest Division
 20621 Pascal Way
 Lake Forest, CA 92630
 (949) 587-0400



Comment A: PSD MID



Brea Division
 114 Olinda Drive
 Brea, CA 92823
 (714) 579-0500

Agoura Division
 2337 Troutdale Drive
 Agoura, CA 91301
 (818) 597-0600

Silverado Division
 19121 El Toro Road
 Silverado, CA 92676
 (949) 589-0700

Lake Forest Division
 20621 Pascal Way
 Lake Forest, CA 92630
 (949) 587-0400

***HARMONIC EMISSIONS IN NON-RESTRICTED FREQUENCY
BANDS (IN 100KHZ BANDWIDTH) / CONDUCTED***

DATA SHEETS



Brea Division
114 Olinda Drive
Brea, CA 92823
(714) 579-0500

Agoura Division
2337 Troutdale Drive
Agoura, CA 91301
(818) 597-0600

Silverado Division
19121 El Toro Road
Silverado, CA 92676
(949) 589-0700

Lake Forest Division
20621 Pascal Way
Lake Forest, CA 92630
(949) 587-0400

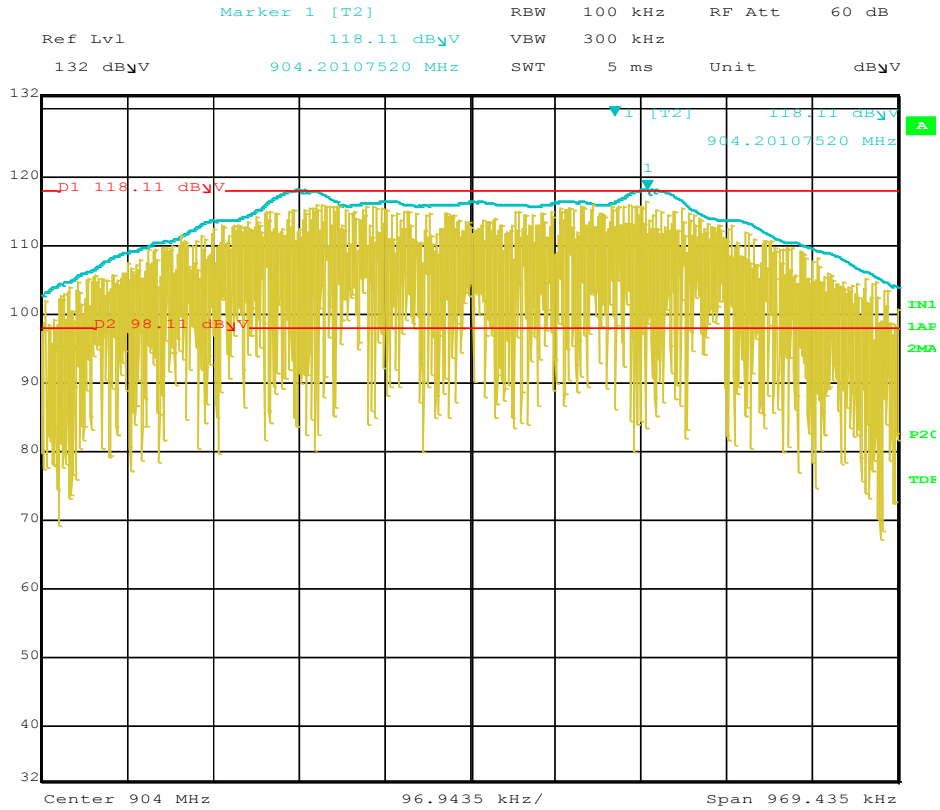
HARMONIC EMISSIONS IN NON-RESTRICTED FREQUENCY BANDS

FCC 15.247Company: Nortek
EUT: Keychain Remote
Model: F-ADT-KEY-1Date: 5/18/2017
Lab: P
Test ENG: Shayan Aminmadani**Compatible Electronics, Inc. FAC-3 (Lab P)**

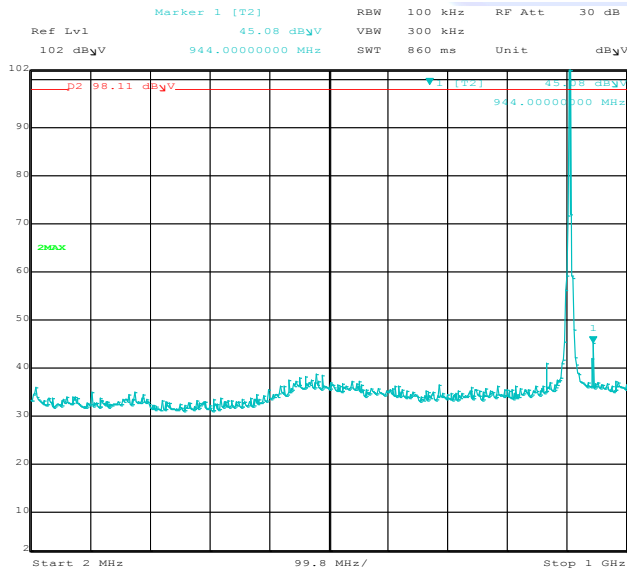
Freq. (MHz)	Corrected Level (dBuV)	Limit (dBuV)	Margin (dB)	Cable Loss (dB)	Peak / QP / Avg	Comments
1808.00	72.20	98.11	-25.91	0.352	Peak	Low Channel
1824.00	73.93	98.33	-24.40	0.352	Peak	Mid Channel
1844.00	82.89	104.01	-21.12	0.352	Peak	High Channel



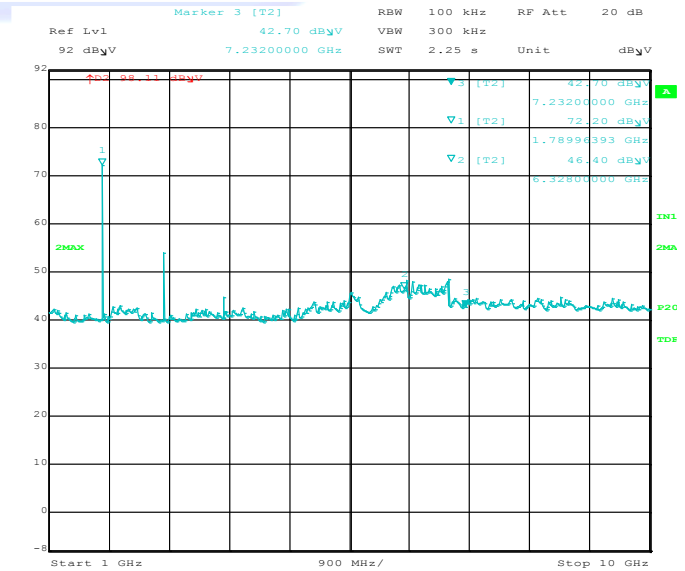
HARMONIC EMISSIONS IN NON-RESTRICTED FREQUENCY BANDS LOW CHANNEL



Comment A: AC LO REF



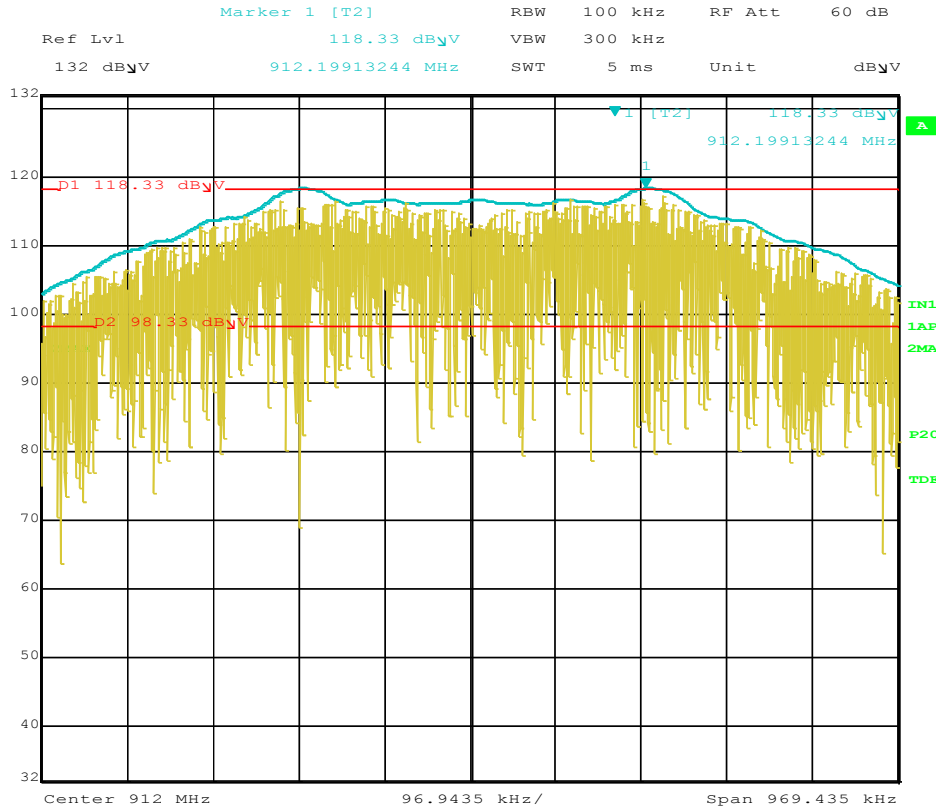
Comment A: AC LO



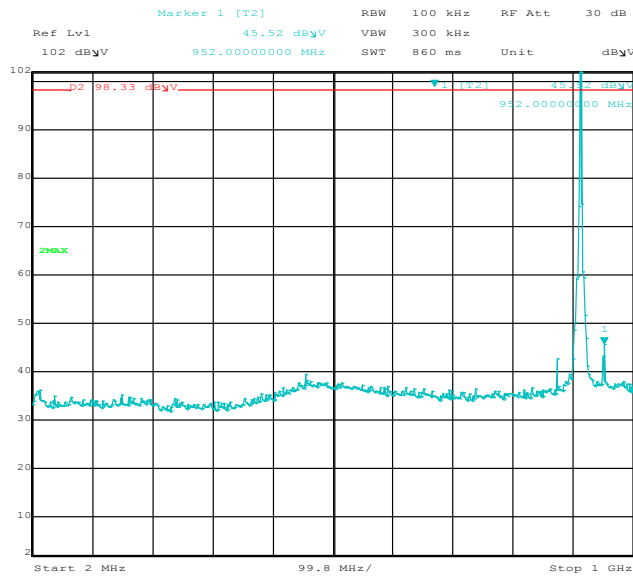
Comment A: AC LO



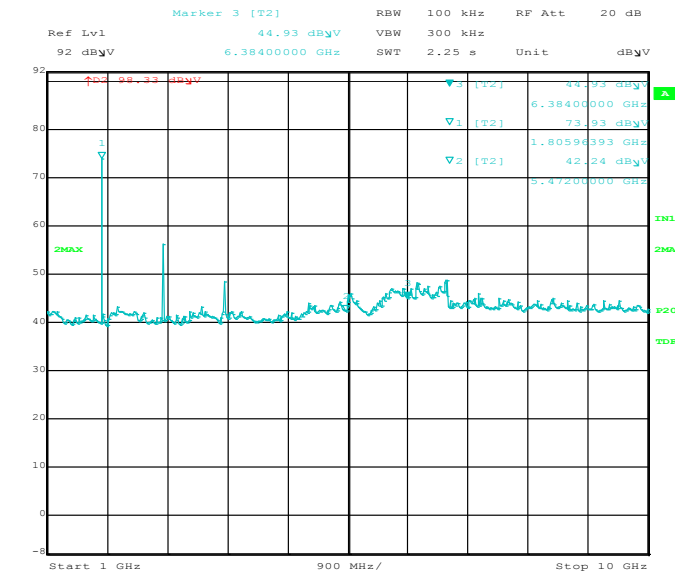
HARMONIC EMISSIONS IN NON-RESTRICTED FREQUENCY BANDS MID CHANNEL



Comment A: AC MID REF



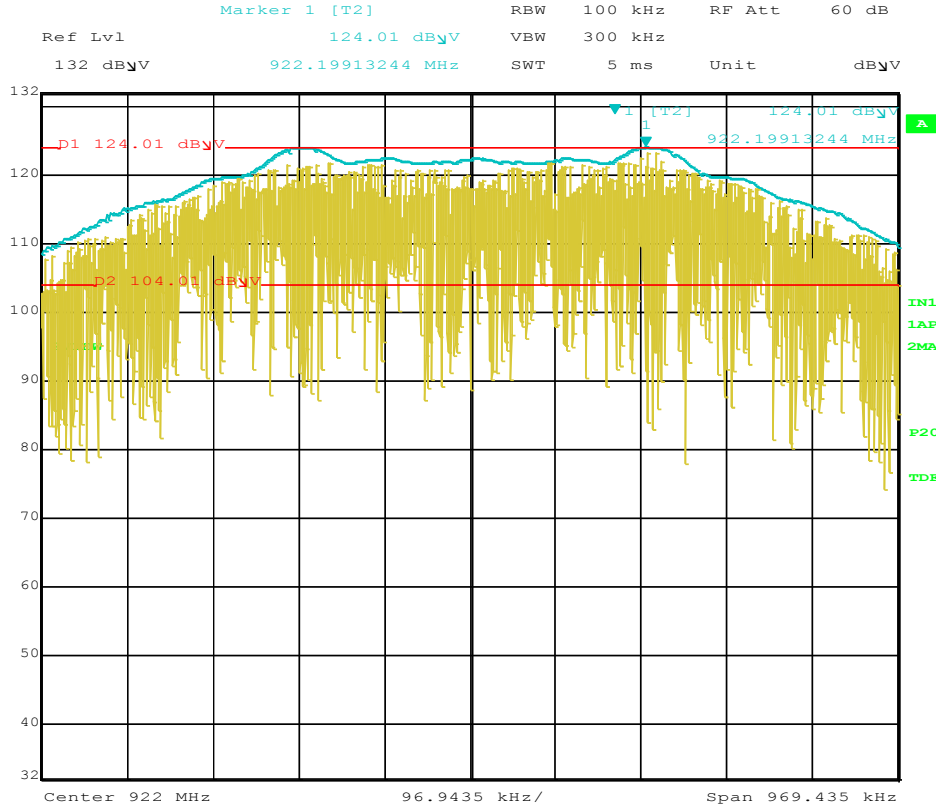
Comment A: AC MID



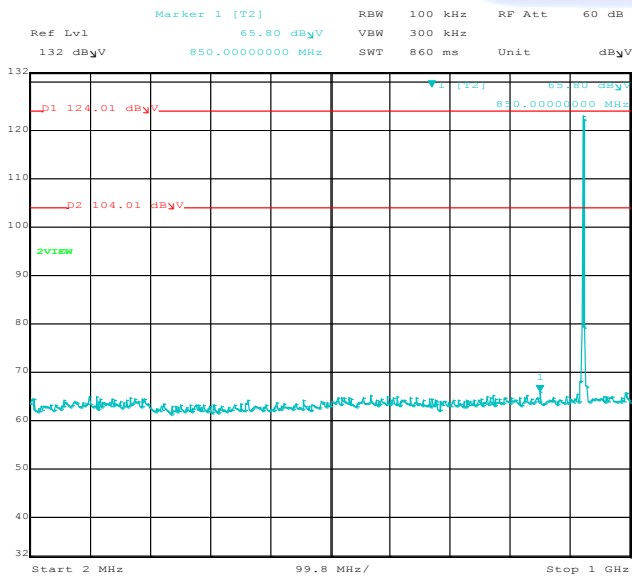
Comment A: AC MID



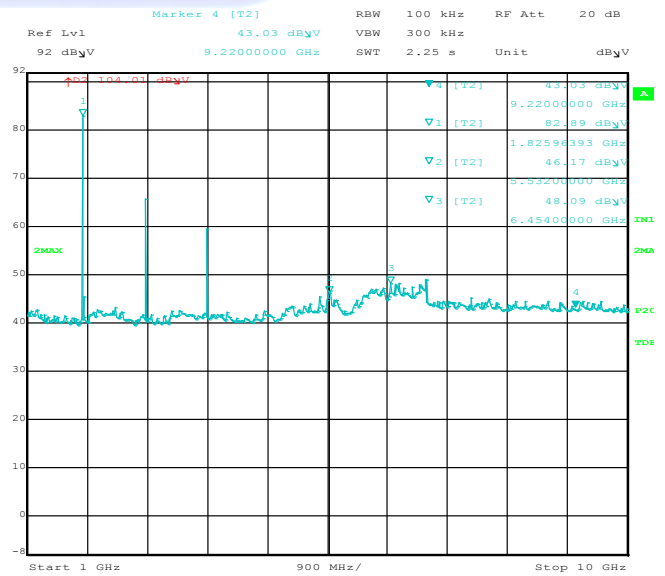
HARMONIC EMISSIONS IN NON-RESTRICTED FREQUENCY BANDS HIGH CHANNEL



Comment A: AC HI REF



Comment A: AC HI



Comment A: AC HI



***EMISSIONS IN RESTRICTED FREQUENCY BANDS (RADIATED
FIELD STRENGTH)***

DATA SHEETS



Brea Division
114 Olinda Drive
Brea, CA 92823
(714) 579-0500

Agoura Division
2337 Troutdale Drive
Agoura, CA 91301
(818) 597-0600

Silverado Division
19121 El Toro Road
Silverado, CA 92676
(949) 589-0700

Lake Forest Division
20621 Pascal Way
Lake Forest, CA 92630
(949) 587-0400

HARMONIC EMISSIONS IN RESTRICTED FREQUENCY BANDS

Low Channel, Horizontal, X-Axis

FCC 15.249

Company: Nortek
 EUT: Keychain Remote
 Model: F-ADT-KEY-1

Date: 5/17/2017
 Lab: P
 Test ENG: T. Oliver

Compatible Electronics, Inc. FAC-3 (Lab P)

Freq. (MHz)	Level (dBuV/m)	Pol (v/h)	Limit	Margin	Peak / QP / Avg	Ant. Height (m)	Table Angle (deg)	Comments
2712.00	--	H	73.98	--	Peak	--	--	In Restricted Band
2712.00	--	H	53.98	--	Avg	--	--	No Emission Found
3616.00	57.35	H	73.98	-16.63	Peak	2.64	34	In Restricted Band
3616.00	50.68	H	53.98	-3.30	Avg	2.64	34	
4520.00	--	H	73.98	--	Peak	--	--	In Restricted Band
4520.00	--	H	53.98	--	Avg	--	--	No Emission Found
5424.00	--	H	73.98	--	Peak	--	--	In Restricted Band
5424.00	--	H	53.98	--	Avg	--	--	No Emission Found
8136.00	--	H	73.98	--	Peak	--	--	In Restricted Band
8136.00	--	H	53.98	--	Avg	--	--	No Emission Found
9040.00	--	H	73.98	--	Peak	--	--	In Restricted Band
9040.00	--	H	53.98	--	Avg	--	--	No Emission Found

Test distance
 3 meter



HARMONIC EMISSIONS IN RESTRICTED FREQUENCY BANDS

Low Channel, Vertical, X-Axis

FCC 15.249

Company: Nortek
 EUT: Keychain Remote
 Model: F-ADT-KEY-1

Date: 5/17/2017
 Lab: P
 Test ENG: T. Oliver

Compatible Electronics, Inc. FAC-3 (Lab P)

Freq. (MHz)	Level (dBuV/m)	Pol (v/h)	Limit	Margin	Peak / QP / Avg	Ant. Height (m)	Table Angle (deg)	Comments
2712.00	--	V	73.98	--	Peak	--	--	In Restricted Band
2712.00	--	V	53.98	--	Avg	--	--	No emission found
3616.00	51.98	V	73.98	-22.00	Peak	1.77	320	In Restricted Band
3616.00	44.07	V	53.98	-9.91	Avg	1.77	320	
4520.00	--	V	73.98	--	Peak	--	--	In Restricted Band
4520.00	--	V	53.98	--	Avg	--	--	No emission found
5424.00	--	V	73.98	--	Peak	--	--	In Restricted Band
5424.00	--	V	53.98	--	Avg	--	--	No emission found
8136.00	--	V	73.98	--	Peak	--	--	In Restricted Band
8136.00	--	V	53.98	--	Avg	--	--	No emission found
9040.00	--	V	73.98	--	Peak	--	--	In Restricted Band
9040.00	--	V	53.98	--	Avg	--	--	No emission found

Test distance
 3 meter



HARMONIC EMISSIONS IN RESTRICTED FREQUENCY BANDS

Low Channel, Horizontal, Y-Axis

FCC 15.249

Company: Nortek
 EUT: Keychain Remote
 Model: F-ADT-KEY-1

Date: 5/17/2017
 Lab: P
 Test ENG: T. Oliver

Compatible Electronics, Inc. FAC-3 (Lab P)

Freq. (MHz)	Level (dBuV/m)	Pol (v/h)	Limit	Margin	Peak / QP / Avg	Ant. Height (m)	Table Angle (deg)	Comments
2712.00	--	H	73.98	--	Peak	--	--	In Restricted Band
2712.00	--	H	53.98	--	Avg	--	--	No Emission Found
3616.00	52.27	H	73.98	-21.71	Peak	1.48	0	In Restricted Band
3616.00	44.85	H	53.98	-9.13	Avg	1.48	0	
4520.00	--	H	73.98	--	Peak	--	--	In Restricted Band
4520.00	--	H	53.98	--	Avg	--	--	No Emission Found
5424.00	--	H	73.98	--	Peak	--	--	In Restricted Band
5424.00	--	H	53.98	--	Avg	--	--	No Emission Found
8136.00	--	H	73.98	--	Peak	--	--	In Restricted Band
8136.00	--	H	53.98	--	Avg	--	--	No Emission Found
9040.00	--	H	73.98	--	Peak	--	--	In Restricted Band
9040.00	--	H	53.98	--	Avg	--	--	No Emission Found

Test distance
 3 meter



HARMONIC EMISSIONS IN RESTRICTED FREQUENCY BANDS

Low Channel, Vertical, Y-Axis

FCC 15.249

Company: Nortek
 EUT: Keychain Remote
 Model: F-ADT-KEY-1

Date: 5/17/2017
 Lab: P
 Test ENG: T. Oliver

Compatible Electronics, Inc. FAC-3 (Lab P)

Freq. (MHz)	Level (dBuV/m)	Pol (v/h)	Limit	Margin	Peak / QP / Avg	Ant. Height (m)	Table Angle (deg)	Comments
2712.00	--	V	73.98	--	Peak	--	--	In Restricted Band
2712.00	--	V	53.98	--	Avg	--	--	No Emission found
3616.00	55.47	V	73.98	-18.51	Peak	1.00	164	In Restricted Band
3616.00	48.37	V	53.98	-5.61	Avg	1.00	164	
4520.00	--	V	73.98	--	Peak	--	--	In Restricted Band
4520.00	--	V	53.98	--	Avg	--	--	No Emission found
5424.00	--	V	73.98	--	Peak	--	--	In Restricted Band
5424.00	--	V	53.98	--	Avg	--	--	No Emission found
8136.00	--	V	73.98	--	Peak	--	--	In Restricted Band
8136.00	--	V	53.98	--	Avg	--	--	No Emission found
9040.00	--	V	73.98	--	Peak	--	--	In Restricted Band
9040.00	--	V	53.98	--	Avg	--	--	No Emission found

Test distance
 3 meter



HARMONIC EMISSIONS IN RESTRICTED FREQUENCY BANDS

Low Channel, Horizontal, Z-Axis

FCC 15.249

Company: Nortek
 EUT: Keychain Remote
 Model: F-ADT-KEY-1

Date: 5/17/2017
 Lab: P
 Test ENG: T. Oliver

Compatible Electronics, Inc. FAC-3 (Lab P)

Freq. (MHz)	Level (dBuV/m)	Pol (v/h)	Limit	Margin	Peak / QP / Avg	Ant. Height (m)	Table Angle (deg)	Comments
2712.00	--	H	73.98	--	Peak	--	--	In Restricted Band
2712.00	--	H	53.98	--	Avg	--	--	No Emission Found
3616.00	58.44	H	73.98	-15.54	Peak	1.01	116	In Restricted Band
3616.00	51.77	H	53.98	-2.21	Avg	1.01	116	
4520.00	--	H	73.98	--	Peak	--	--	In Restricted Band
4520.00	--	H	53.98	--	Avg	--	--	No Emission Found
5424.00	--	H	73.98	--	Peak	--	--	In Restricted Band
5424.00	--	H	53.98	--	Avg	--	--	No Emission Found
8136.00	--	H	73.98	--	Peak	--	--	In Restricted Band
8136.00	--	H	53.98	--	Avg	--	--	No Emission Found
9040.00	--	H	73.98	--	Peak	--	--	In Restricted Band
9040.00	--	H	53.98	--	Avg	--	--	No Emission Found

Test distance
 3 meter



HARMONIC EMISSIONS IN RESTRICTED FREQUENCY BANDS

Low Channel, Vertical, Z-Axis

FCC 15.249

Company: Nortek
 EUT: Keychain Remote
 Model: F-ADT-KEY-1

Date: 5/17/2017
 Lab: P
 Test ENG: T. Oliver

Compatible Electronics, Inc. FAC-3 (Lab P)

Freq. (MHz)	Level (dBuV/m)	Pol (v/h)	Limit	Margin	Peak / QP / Avg	Ant. Height (m)	Table Angle (deg)	Comments
2712.00	--	V	73.98	--	Peak	--	--	In Restricted Band
2712.00	--	V	53.98	--	Avg	--	--	No Emission found
3616.00	52.54	V	73.98	-21.44	Peak	1.01	320	In Restricted Band
3616.00	44.88	V	53.98	-9.10	Avg	1.01	320	
4520.00	--	V	73.98	--	Peak	--	--	In Restricted Band
4520.00	--	V	53.98	--	Avg	--	--	No Emission found
5424.00	--	V	73.98	--	Peak	--	--	In Restricted Band
5424.00	--	V	53.98	--	Avg	--	--	No Emission found
8136.00	--	V	73.98	--	Peak	--	--	In Restricted Band
8136.00	--	V	53.98	--	Avg	--	--	No Emission found
9040.00	--	V	73.98	--	Peak	--	--	In Restricted Band
9040.00	--	V	53.98	--	Avg	--	--	No Emission found

Test distance
 3 meter



HARMONIC EMISSIONS IN RESTRICTED FREQUENCY BANDS Mid Channel, Horizontal, X-Axis

FCC 15.247

Company: Nortek
 EUT: Keychain Remote
 Model: F-ADT-KEY-1

Date: 5/18/2017
 Lab: P
 Test ENG: Shayan Aminmadani

Compatible Electronics, Inc. FAC-3 (Lab P)

Freq. (MHz)	Level (dBuV/m)	Pol (v/h)	Limit	Margin	Peak / QP / Avg	Ant. Height (m)	Table Angle (deg)	Comments
2736.00	--	H	73.98	--	Peak	--	--	In Restricted Band
2736.00	--	H	53.98	--	Avg	--	--	No emission found
3648.00	58.37	H	73.98	-15.61	Peak	1.01	109	In Restricted Band
3648.00	51.55	H	53.98	-2.43	Avg	1.01	109	
4560.00	--	H	73.98	--	Peak	--	--	In Restricted Band
4560.00	--	H	53.98	--	Avg	--	--	No emission found
7296.00	--	H	73.98	--	Peak	--	--	In Restricted Band
7296.00	--	H	53.98	--	Avg	--	--	No emission found
8208.00	--	H	73.98	--	Peak	--	--	In Restricted Band
8208.00	--	H	53.98	--	Avg	--	--	No emission found
9120.00	--	H	73.98	--	Peak	--	--	In Restricted Band
9120.00	--	H	53.98	--	Avg	--	--	No emission found

Test distance
 3 meter



HARMONIC EMISSIONS IN RESTRICTED FREQUENCY BANDS

Mid Channel, Vertical, X-Axis

FCC 15.247

Company: Nortek
 EUT: Keychain Remote
 Model: F-ADT-KEY-1

Date: 5/18/2017
 Lab: P
 Test ENG: Shayan Aminmadani

Compatible Electronics, Inc. FAC-3 (Lab P)

Freq. (MHz)	Level (dBuV/m)	Pol (v/h)	Limit	Margin	Peak / QP / Avg	Ant. Height (m)	Table Angle (deg)	Comments
2736.00	--	V	73.98	--	Peak	--	--	In Restricted Band
2736.00	--	V	53.98	--	Avg	--	--	No emission found
3648.00	52.33	V	73.98	-21.65	Peak	1.01	76	In Restricted Band
3648.00	44.27	V	53.98	-9.71	Avg	1.01	76	
4560.00	--	V	73.98	--	Peak	--	--	In Restricted Band
4560.00	--	V	53.98	--	Avg	--	--	No emission found
7296.00	--	V	73.98	--	Peak	--	--	In Restricted Band
7296.00	--	V	53.98	--	Avg	--	--	No emission found
8208.00	--	V	73.98	--	Peak	--	--	In Restricted Band
8208.00	--	V	53.98	--	Avg	--	--	No emission found
9120.00	--	V	73.98	--	Peak	--	--	In Restricted Band
9120.00	--	V	53.98	--	Avg	--	--	No emission found

Test distance
 3 meter



HARMONIC EMISSIONS IN RESTRICTED FREQUENCY BANDS

Mid Channel, Horizontal, Y-Axis

FCC 15.247

 Company: Nortek
 EUT: Keychain Remote
 Model: F-ADT-KEY-1

 Date: 5/18/2017
 Lab: P
 Test ENG: Shayan Aminmadani

Compatible Electronics, Inc. FAC-3 (Lab P)

Freq. (MHz)	Level (dBuV/m)	Pol (v/h)	Limit	Margin	Peak / QP / Avg	Ant. Height (m)	Table Angle (deg)	Comments
2736.00	--	H	73.98	--	Peak	--	--	In Restricted Band
2736.00	--	H	53.98	--	Avg	--	--	No emission found
3648.00	54.32	H	73.98	-19.66	Peak	1.09	194	In Restricted Band
3648.00	46.94	H	53.98	-7.04	Avg	1.09	194	
4560.00	--	H	73.98	--	Peak	--	--	In Restricted Band
4560.00	--	H	53.98	--	Avg	--	--	No emission found
7296.00	--	H	73.98	--	Peak	--	--	In Restricted Band
7296.00	--	H	53.98	--	Avg	--	--	No emission found
8208.00	--	H	73.98	--	Peak	--	--	In Restricted Band
8208.00	--	H	53.98	--	Avg	--	--	No emission found
9120.00	--	H	73.98	--	Peak	--	--	In Restricted Band
9120.00	--	H	53.98	--	Avg	--	--	No emission found

 Test distance
 3 meter


HARMONIC EMISSIONS IN RESTRICTED FREQUENCY BANDS Mid Channel, Vertical, Y-Axis

FCC 15.247

Company: Nortek
 EUT: Keychain Remote
 Model: F-ADT-KEY-1

Date: 5/18/2017
 Lab: P
 Test ENG: Shayan Aminmadani

Compatible Electronics, Inc. FAC-3 (Lab P)

Freq. (MHz)	Level (dBuV/m)	Pol (v/h)	Limit	Margin	Peak / QP / Avg	Ant. Height (m)	Table Angle (deg)	Comments
2736.00	--	V	73.98	--	Peak	--	--	In Restricted Band
2736.00	--	V	53.98	--	Avg	--	--	No emission found
3648.00	56.18	V	73.98	-17.80	Peak	1.06	112	In Restricted Band
3648.00	49.01	V	53.98	-4.97	Avg	1.06	112	
4560.00	--	V	73.98	--	Peak	--	--	In Restricted Band
4560.00	--	V	53.98	--	Avg	--	--	No emission found
7296.00	--	V	73.98	--	Peak	--	--	In Restricted Band
7296.00	--	V	53.98	--	Avg	--	--	No emission found
8208.00	--	V	73.98	--	Peak	--	--	In Restricted Band
8208.00	--	V	53.98	--	Avg	--	--	No emission found
9120.00	--	V	73.98	--	Peak	--	--	In Restricted Band
9120.00	--	V	53.98	--	Avg	--	--	No emission found

Test distance
 3 meter



HARMONIC EMISSIONS IN RESTRICTED FREQUENCY BANDS Mid Channel, Horizontal, Z-Axis

FCC 15.247

Company: Nortek
 EUT: Keychain Remote
 Model: F-ADT-KEY-1

Date: 5/18/2017
 Lab: P
 Test ENG: Shayan Aminmadani

Compatible Electronics, Inc. FAC-3 (Lab P)

Freq. (MHz)	Level (dBuV/m)	Pol (v/h)	Limit	Margin	Peak / QP / Avg	Ant. Height (m)	Table Angle (deg)	Comments
2736.00	--	H	73.98	--	Peak	--	--	In Restricted Band
2736.00	--	H	53.98	--	Avg	--	--	No emission found
3648.00	57.75	H	73.98	-16.23	Peak	1.55	112	In Restricted Band
3648.00	50.93	H	53.98	-3.05	Avg	1.55	112	
4560.00	--	H	73.98	--	Peak	--	--	In Restricted Band
4560.00	--	H	53.98	--	Avg	--	--	No emission found
7296.00	--	H	73.98	--	Peak	--	--	In Restricted Band
7296.00	--	H	53.98	--	Avg	--	--	No emission found
8208.00	--	H	73.98	--	Peak	--	--	In Restricted Band
8208.00	--	H	53.98	--	Avg	--	--	No emission found
9120.00	--	H	73.98	--	Peak	--	--	In Restricted Band
9120.00	--	H	53.98	--	Avg	--	--	No emission found

Test distance
 3 meter



HARMONIC EMISSIONS IN RESTRICTED FREQUENCY BANDS

Mid Channel, Vertical, Z-Axis

FCC 15.247

Company: Nortek
 EUT: Keychain Remote
 Model: F-ADT-KEY-1

Date: 5/18/2017
 Lab: P
 Test ENG: Shayan Aminmadani

Compatible Electronics, Inc. FAC-3 (Lab P)

Freq. (MHz)	Level (dBuV/m)	Pol (v/h)	Limit	Margin	Peak / QP / Avg	Ant. Height (m)	Table Angle (deg)	Comments
2736.00	--	V	73.98	--	Peak	--	--	In Restricted Band
2736.00	--	V	53.98	--	Avg	--	--	No emission found
3648.00	54.99	V	73.98	-18.99	Peak	1.01	247	In Restricted Band
3648.00	47.79	V	53.98	-6.19	Avg	1.01	247	
4560.00	--	V	73.98	--	Peak	--	--	In Restricted Band
4560.00	--	V	53.98	--	Avg	--	--	No emission found
7296.00	--	V	73.98	--	Peak	--	--	In Restricted Band
7296.00	--	V	53.98	--	Avg	--	--	No emission found
8208.00	--	V	73.98	--	Peak	--	--	In Restricted Band
8208.00	--	V	53.98	--	Avg	--	--	No emission found
9120.00	--	V	73.98	--	Peak	--	--	In Restricted Band
9120.00	--	V	53.98	--	Avg	--	--	No emission found

Test distance
 3 meter



HARMONIC EMISSIONS IN RESTRICTED FREQUENCY BANDS

High Channel, Horizontal, X-Axis

FCC 15.249

Company: Nortek
 EUT: Keychain Remote
 Model: F-ADT-KEY-1

Date: 5/18/2017
 Lab: P
 Test ENG: Shayan Aminmadani

Compatible Electronics, Inc. FAC-3 (Lab P)

Freq. (MHz)	Level (dBuV/m)	Pol (v/h)	Limit	Margin	Peak / QP / Avg	Ant. Height (m)	Table Angle (deg)	Comments
2766.00	--	H	73.98	--	Peak	--	--	In Restricted Band
2766.00	--	H	53.98	--	Avg	--	--	No emission found
3688.00	58.15	H	73.98	-15.83	Peak	1.01	66	In Restricted Band
3688.00	51.35	H	53.98	-2.63	Avg	1.01	66	
4610.00	--	H	73.98	--	Peak	--	--	In Restricted Band
4610.00	--	H	53.98	--	Avg	--	--	No emission found
7376.00	--	H	73.98	--	Peak	--	--	In Restricted Band
7376.00	--	H	53.98	--	Avg	--	--	No emission found
8298.00	--	H	73.98	--	Peak	--	--	In Restricted Band
8298.00	--	H	53.98	--	Avg	--	--	No emission found

Test distance
 3 meter



HARMONIC EMISSIONS IN RESTRICTED FREQUENCY BANDS

High Channel, Vertical, X-Axis

FCC 15.249

Company: Nortek
 EUT: Keychain Remote
 Model: F-ADT-KEY-1

Date: 5/18/2017
 Lab: P
 Test ENG: Shayan Aminmadani

Compatible Electronics, Inc. FAC-3 (Lab P)

Freq. (MHz)	Level (dBuV/m)	Pol (v/h)	Limit	Margin	Peak / QP / Avg	Ant. Height (m)	Table Angle (deg)	Comments
2766.00	--	V	73.98	--	Peak	--	--	In Restricted Band
2766.00	--	V	53.98	--	Avg	--	--	No emission found
3688.00	50.84	V	73.98	-23.14	Peak	2.97	25	In Restricted Band
3688.00	42.92	V	53.98	-11.06	Avg	2.97	25	
4610.00	--	V	73.98	--	Peak	--	--	In Restricted Band
4610.00	--	V	53.98	--	Avg	--	--	No emission found
7376.00	--	V	73.98	--	Peak	--	--	In Restricted Band
7376.00	--	V	53.98	--	Avg	--	--	No emission found
8298.00	--	V	73.98	--	Peak	--	--	In Restricted Band
8298.00	--	V	53.98	--	Avg	--	--	No emission found

Test distance
 3 meter



HARMONIC EMISSIONS IN RESTRICTED FREQUENCY BANDS

High Channel, Horizontal, Y-Axis

FCC 15.249

Company: Nortek
 EUT: Keychain Remote
 Model: F-ADT-KEY-1

Date: 5/18/2017
 Lab: P
 Test ENG: Shayan Aminmadani

Compatible Electronics, Inc. FAC-3 (Lab P)

Freq. (MHz)	Level (dBuV/m)	Pol (v/h)	Limit	Margin	Peak / QP / Avg	Ant. Height (m)	Table Angle (deg)	Comments
2766.00	--	H	73.98	--	Peak	--	--	In Restricted Band
2766.00	--	H	53.98	--	Avg	--	--	No emission found
3688.00	54.23	H	73.98	-19.75	Peak	1.01	60	In Restricted Band
3688.00	47.12	H	53.98	-6.86	Avg	1.01	60	
4610.00	--	H	73.98	--	Peak	--	--	In Restricted Band
4610.00	--	H	53.98	--	Avg	--	--	No emission found
7376.00	--	H	73.98	--	Peak	--	--	In Restricted Band
7376.00	--	H	53.98	--	Avg	--	--	No emission found
8298.00	--	H	73.98	--	Peak	--	--	In Restricted Band
8298.00	--	H	53.98	--	Avg	--	--	No emission found

Test distance
 3 meter



HARMONIC EMISSIONS IN RESTRICTED FREQUENCY BANDS

High Channel, Vertical, Y-Axis

FCC 15.249

Company: Nortek
 EUT: Keychain Remote
 Model: F-ADT-KEY-1

Date: 5/18/2017
 Lab: P
 Test ENG: Shayan Aminmadani

Compatible Electronics, Inc. FAC-3 (Lab P)

Freq. (MHz)	Level (dBuV/m)	Pol (v/h)	Limit	Margin	Peak / QP / Avg	Ant. Height (m)	Table Angle (deg)	Comments
2766.00	--	V	73.98	--	Peak	--	--	In Restricted Band
2766.00	--	V	53.98	--	Avg	--	--	No emission found
3688.00	55.43	V	73.98	-18.55	Peak	1.16	62	In Restricted Band
3688.00	48.48	V	53.98	-5.50	Avg	1.16	62	
4610.00	--	V	73.98	--	Peak	--	--	In Restricted Band
4610.00	--	V	53.98	--	Avg	--	--	No emission found
7376.00	--	V	73.98	--	Peak	--	--	In Restricted Band
7376.00	--	V	53.98	--	Avg	--	--	No emission found
8298.00	--	V	73.98	--	Peak	--	--	In Restricted Band
8298.00	--	V	53.98	--	Avg	--	--	No emission found

Test distance
 3 meter



HARMONIC EMISSIONS IN RESTRICTED FREQUENCY BANDS

High Channel, Horizontal, Z-Axis

FCC 15.249

Company: Nortek
 EUT: Keychain Remote
 Model: F-ADT-KEY-1

Date: 5/18/2017
 Lab: P
 Test ENG: Shayan Aminmadani

Compatible Electronics, Inc. FAC-3 (Lab P)

Freq. (MHz)	Level (dBuV/m)	Pol (v/h)	Limit	Margin	Peak / QP / Avg	Ant. Height (m)	Table Angle (deg)	Comments
2766.00	--	H	73.98	--	Peak	--	--	In Restricted Band
2766.00	--	H	53.98	--	Avg	--	--	No emission found
3688.00	57.07	H	73.98	-16.91	Peak	1.49	120	In Restricted Band
3688.00	50.31	H	53.98	-3.67	Avg	1.49	120	
4610.00	--	H	73.98	--	Peak	--	--	In Restricted Band
4610.00	--	H	53.98	--	Avg	--	--	No emission found
7376.00	--	H	73.98	--	Peak	--	--	In Restricted Band
7376.00	--	H	53.98	--	Avg	--	--	No emission found
8298.00	--	H	73.98	--	Peak	--	--	In Restricted Band
8298.00	--	H	53.98	--	Avg	--	--	No emission found

Test distance
 3 meter



HARMONIC EMISSIONS IN RESTRICTED FREQUENCY BANDS High Channel, Vertical, Z-Axis

FCC 15.249

Company: Nortek
 EUT: Keychain Remote
 Model: F-ADT-KEY-1

Date: 5/18/2017
 Lab: P
 Test ENG: Shayan Aminmadani

Compatible Electronics, Inc. FAC-3 (Lab P)

Freq. (MHz)	Level (dBuV/m)	Pol (v/h)	Limit	Margin	Peak / QP / Avg	Ant. Height (m)	Table Angle (deg)	Comments
2766.00	--	V	73.98	--	Peak	--	--	In Restricted Band
2766.00	--	V	53.98	--	Avg	--	--	No emission found
3688.00	56.35	V	73.98	-17.63	Peak	1.00	246	In Restricted Band
3688.00	49.38	V	53.98	-4.60	Avg	1.00	246	
4610.00	--	V	73.98	--	Peak	--	--	In Restricted Band
4610.00	--	V	53.98	--	Avg	--	--	No emission found
7376.00	--	V	73.98	--	Peak	--	--	In Restricted Band
7376.00	--	V	53.98	--	Avg	--	--	No emission found
8298.00	--	V	73.98	--	Peak	--	--	In Restricted Band
8298.00	--	V	53.98	--	Avg	--	--	No emission found

Test distance
 3 meter



***EMISSIONS RADIATED OUTSIDE OF THE FUNDAMENTAL
FREQUENCY BAND AT BAND EDGES***

DATA SHEETS



Brea Division
114 Olinda Drive
Brea, CA 92823
(714) 579-0500

Agoura Division
2337 Troutdale Drive
Agoura, CA 91301
(818) 597-0600

Silverado Division
19121 El Toro Road
Silverado, CA 92676
(949) 589-0700

Lake Forest Division
20621 Pascal Way
Lake Forest, CA 92630
(949) 587-0400

BAND EDGES- HORIZONTAL

FCC 15.247

Company: Nortek
 EUT: Keychain Remote
 Model: F-ADT-KEY-1

Date: 5/29/2017
 Lab: P
 Test ENG: Torey Oliver

Compatible Electronics, Inc. FAC-3 (Lab P)

Freq. (MHz)	Level (dBµV/m)	Pol	Limit (dBµV/m)	Margin (dB)	Peak / QP / Avg	Ant. Height (m)	Table Angle (deg)	Comments
904.00	84.50	H	--	--	Peak	2.6	55	Fundamental of Low Channel
902.00	40.94	H	64.50	-23.56	Delta	2.6	55	From Peak
922.00	84.20	H	--	--	Peak	2.26	177	Fundamental of High Channel
930.00	37.17	H	64.20	-27.03	Delta	2.26	177	From Peak

Test Distance
 3 Meters



BAND EDGES- VERTICAL

FCC 15.247

 Company: Nortek
 EUT: Keychain Remote
 Model: F-ADT-KEY-1

 Date: 5/29/2017
 Lab: P
 Test ENG: Torey Oliver

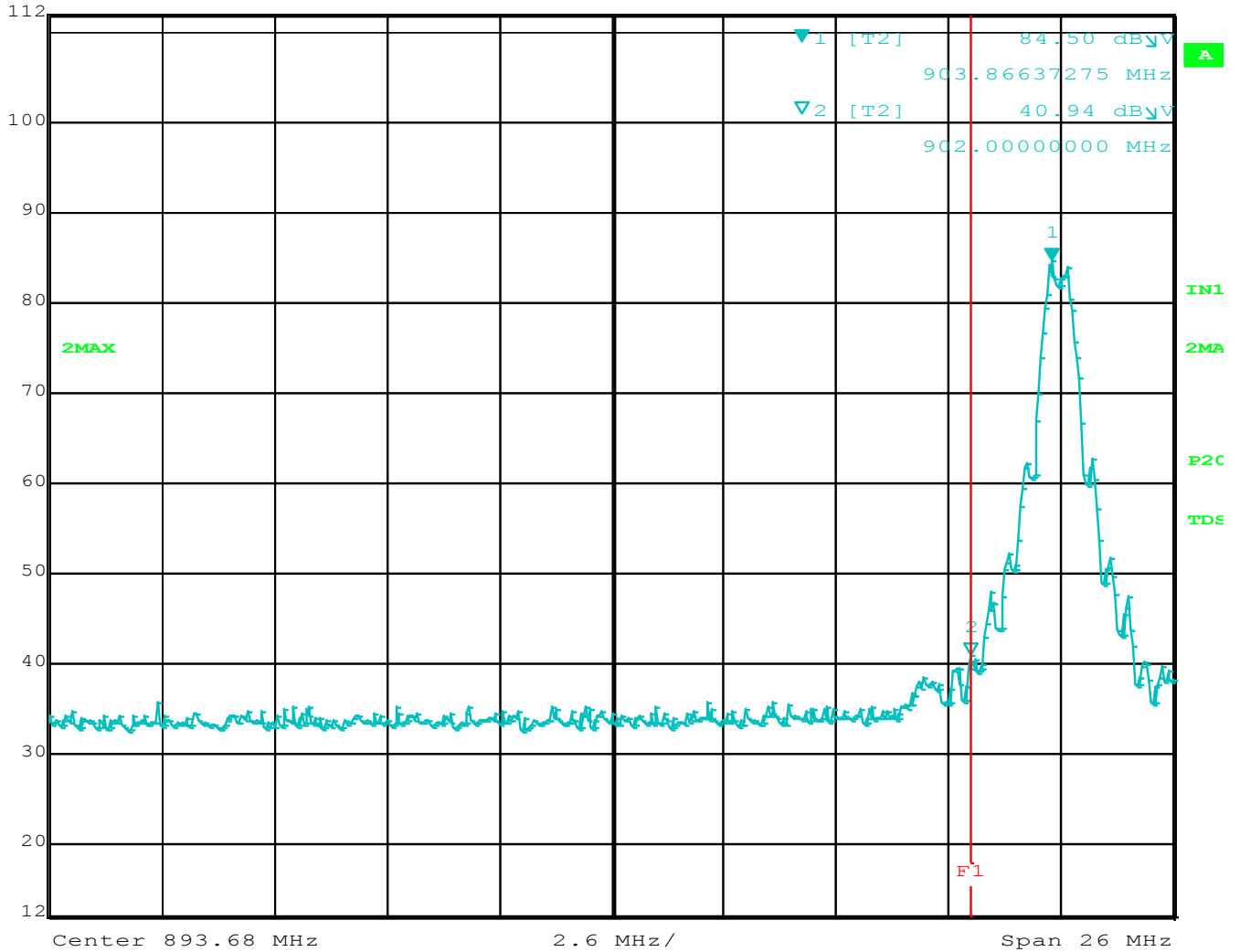
Compatible Electronics, Inc. FAC-3 (Lab P)

Freq. (MHz)	Level (dB μ V/m)	Pol	Limit (dB μ V/m)	Margin (dB)	Peak / QP / Avg	Ant. Height (m)	Table Angle (deg)	Comments
904.00	85.97	V	--	--	Peak	1.19	79	Fundamental of Low Channel
902.00	41.73	V	65.97	-24.24	Delta	1.19	79	From Peak
922.00	88.46	V	--	--	Peak	1.18	74	Fundamental of High Channel
928.62	36.67	V	73.98	-37.31	Delta	1.18	74	From Peak

 Test Distance
 3 Meters


LOWER BAND EDGE (Horizontal)

Max/Ref Lvl	Marker 1 [T2]	RBW	100 kHz	RF Att	0 dB
112 dBμV	84.50 dBμV	VBW	300 kHz		
72 dBμV	903.86637275 MHz	SWT	6.5 ms	Unit	dBμV

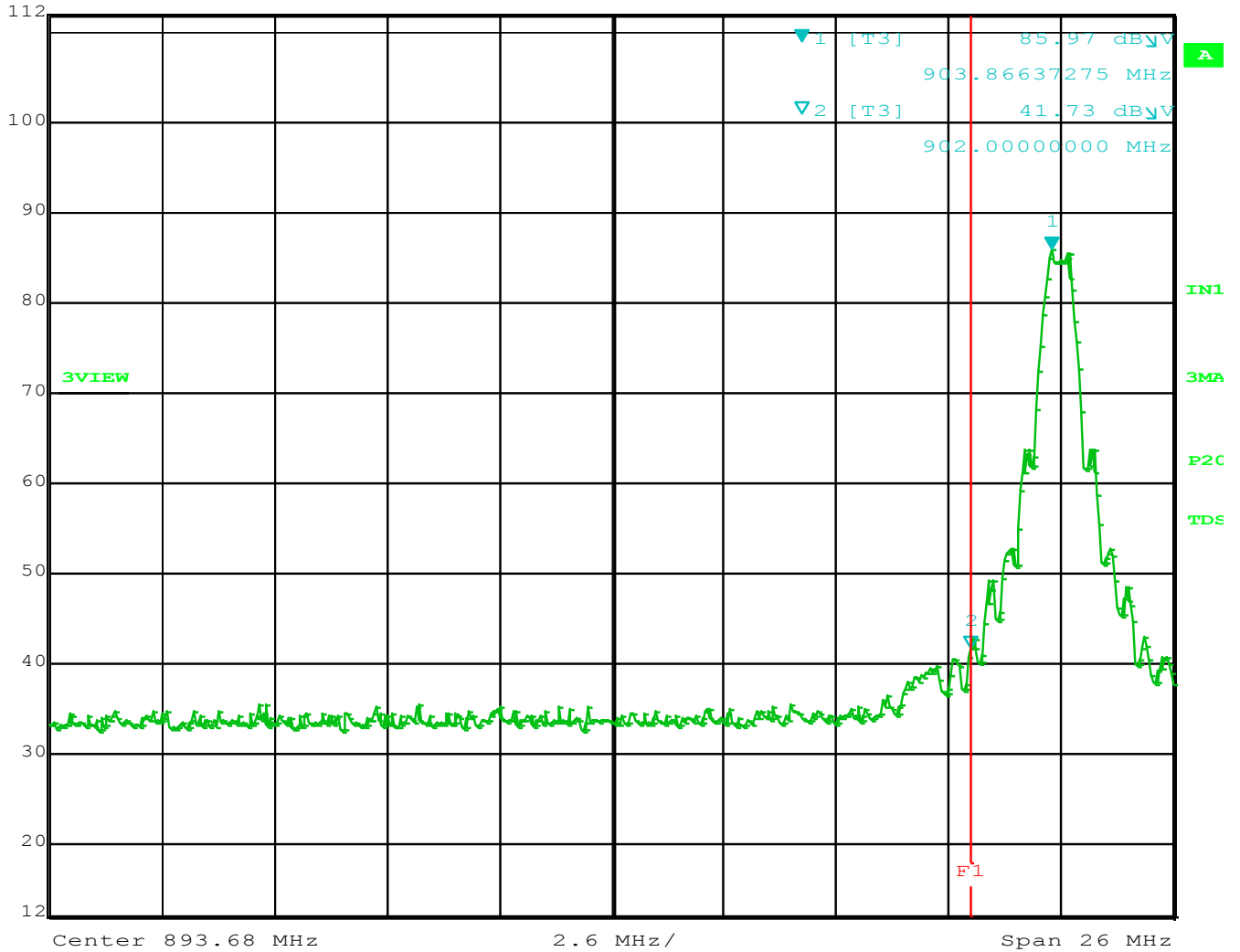


Comment A: Lower Band Edge Horizontal 904Mhz



LOWER BAND EDGE (Vertical)

Max/Ref Lvl	Marker 1 [T3]	RBW	100 kHz	RF Att	0 dB
112 dB μ V	85.97 dB μ V	VBW	300 kHz		
72 dB μ V	903.86637275 MHz	SWT	6.5 ms	Unit	dB μ V

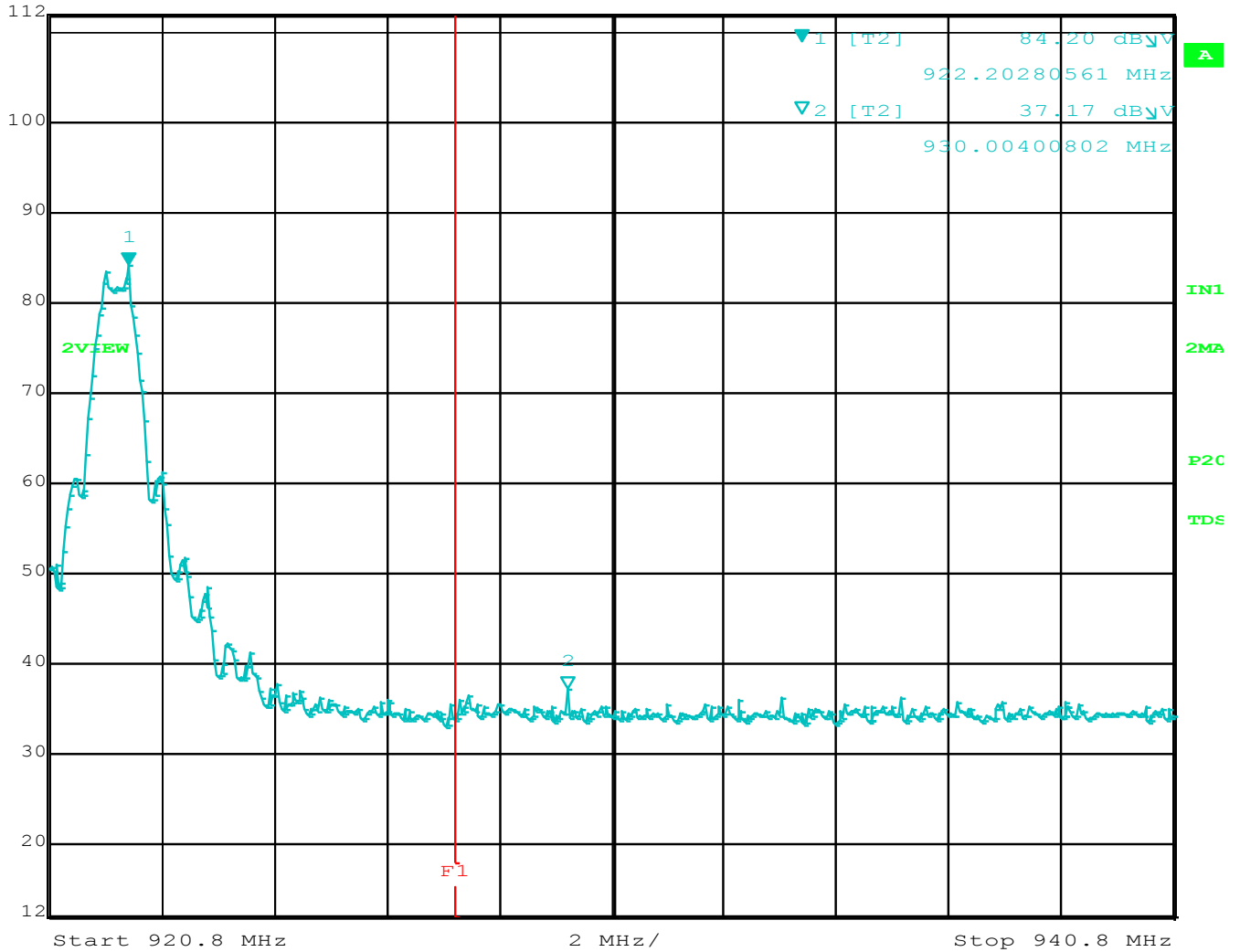


Comment A: Lower Band Edge Vertical 904Mhz



UPPER BAND EDGE (Horizontal)

Max/Ref Lvl	Marker 1 [T2]	RBW	100 kHz	RF Att	0 dB
112 dB μ V	84.20 dB μ V	VBW	300 kHz		
72 dB μ V	922.20280561 MHz	SWT	5 ms	Unit	dB μ V

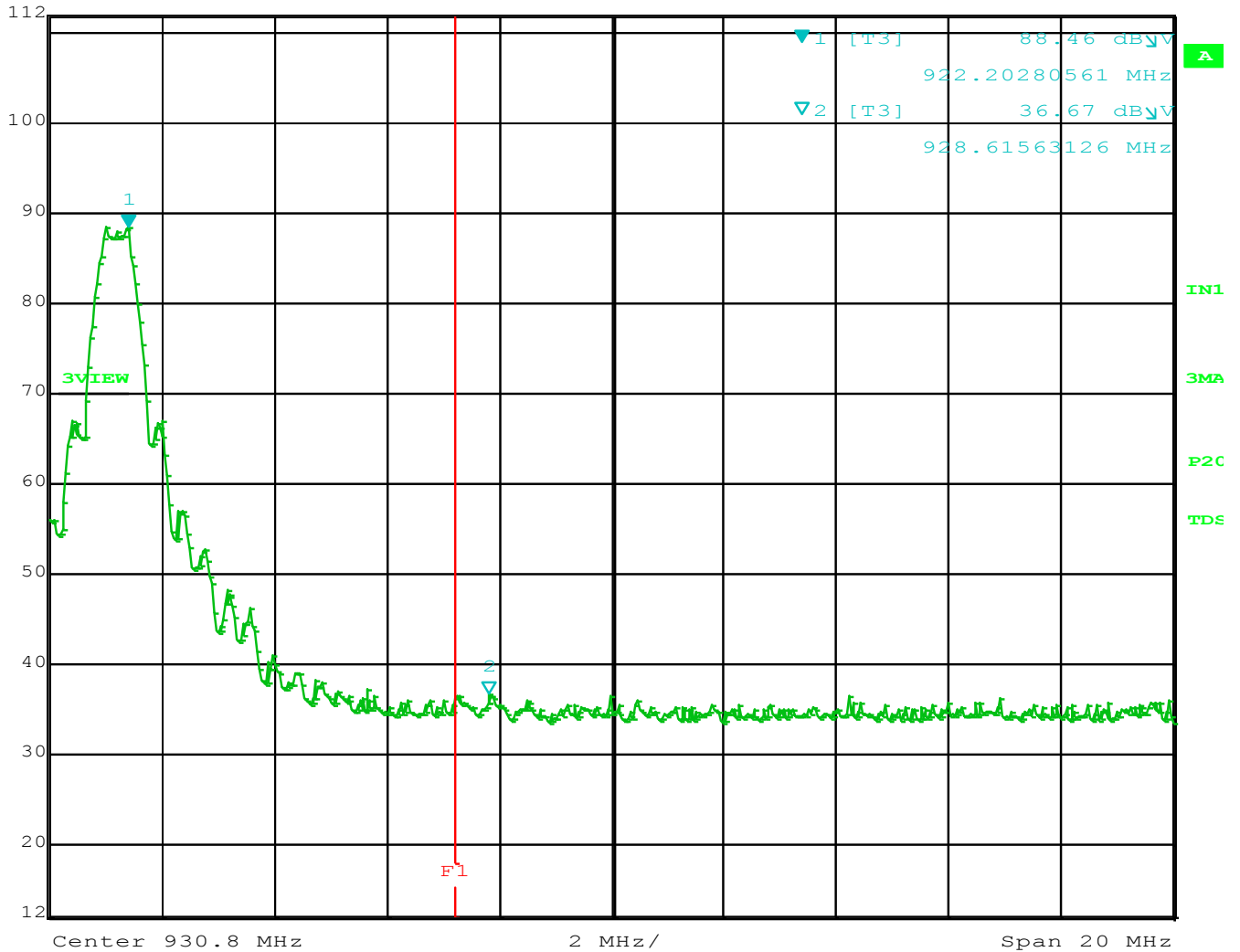


Comment A: Upper Band Edge Horizontal 922Mhz



UPPER BAND EDGE (Vertical)

Max/Ref Lvl	Marker 1 [T3]	RBW	100 kHz	RF Att	0 dB
112 dB μ V	88.46 dB μ V	VBW	300 kHz		
72 dB μ V	922.20280561 MHz	SWT	5 ms	Unit	dB μ V



Comment A: Upper Band Edge Vertical 922Mhz



OCCUPIED BANDWIDTH



IC BANDWIDTH

RSS GEN

Company: Nortek
 EUT: Keychain Remote
 Model: F-ADT-KEY-1

Date: 5/22/2017
 Lab: P
 Test ENG: Torey Oliver

Compatible Electronics, Inc. FAC-3 (Lab P)

99% BW

Freq. (MHz)	Measured BW (kHz)	Comments
904	889.78	
912	893.79	
922	889.78	

