

4

3

2

1

D

D

C

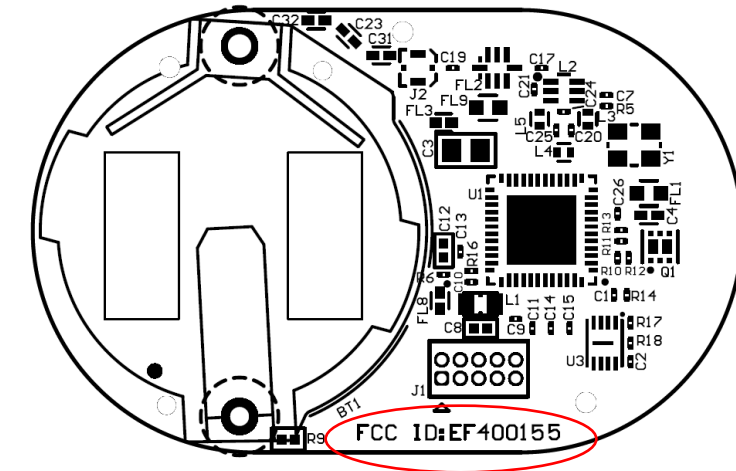
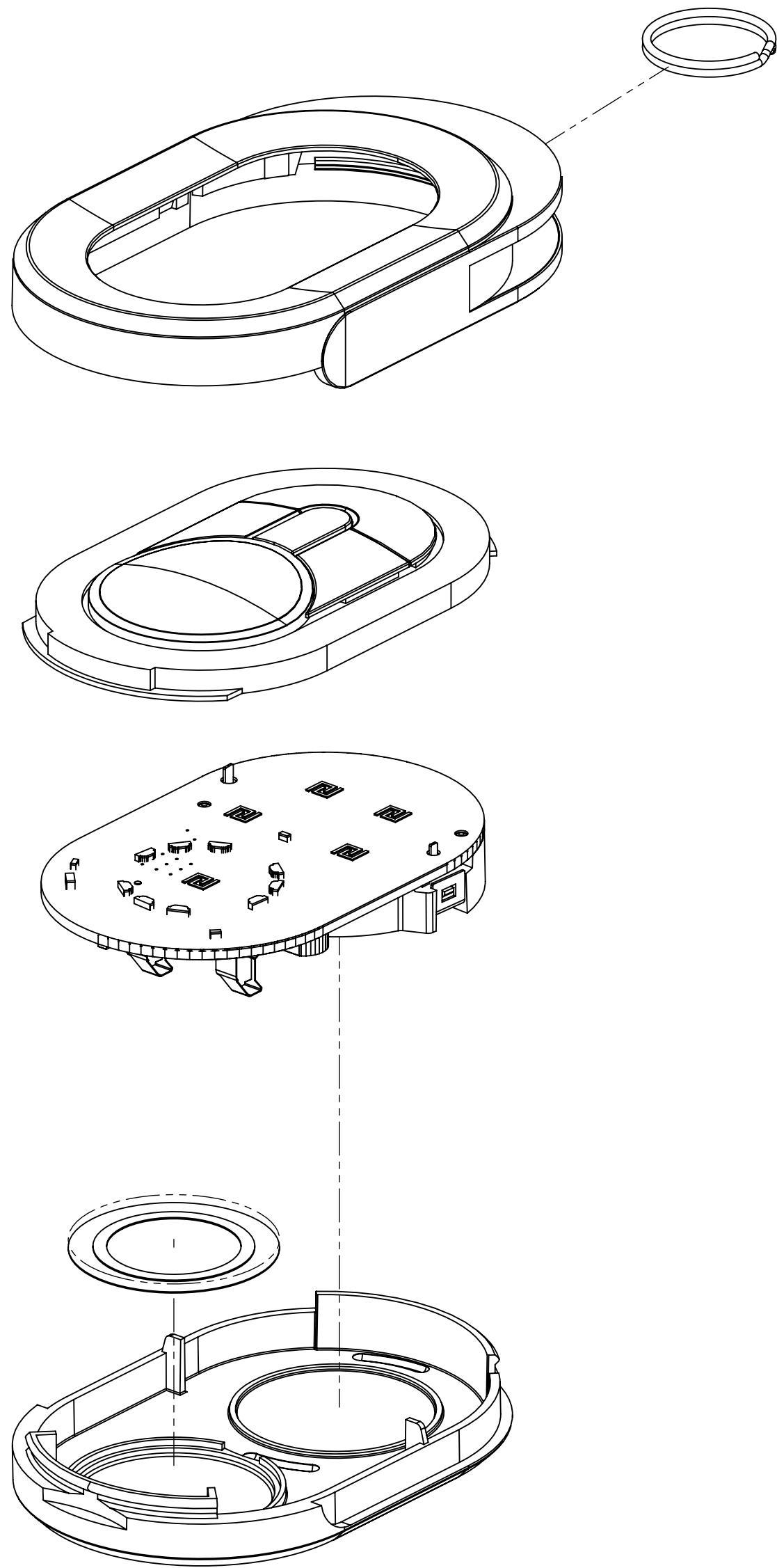
C

B

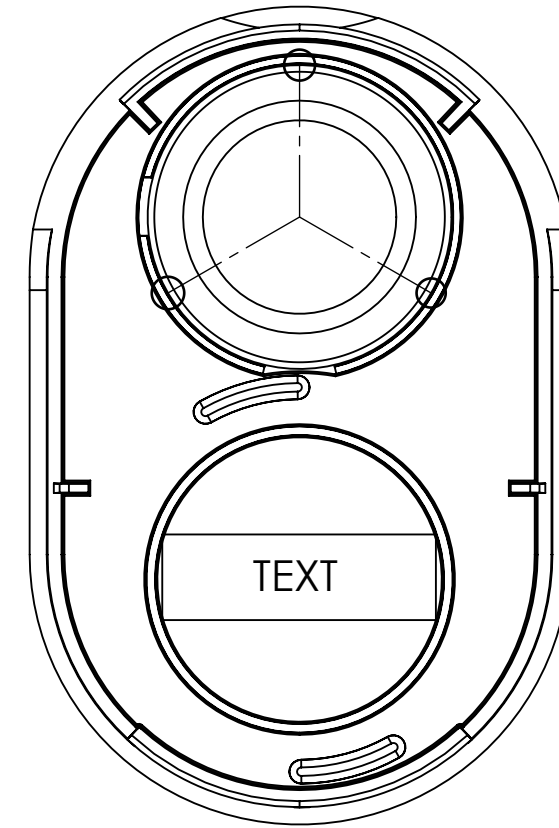
B

A

A



VIEWED FROM COMPONENT SIDE



INSIDE BACK CASE



OUTSIDE BACK CASE

SEE SEPARATE PARTS LIST

UNLESS OTHERWISE NOTED ALL DIMENSIONS ARE INCHES [MM]: TOLERANCES: DECIMALS .XX±.01 [.3] ANGLES: ± 0.5° .XXX±.005 [.13] ROUNDNESS: ±.005 [.13] .XXX±.005 [.13] FLATNESS: ±.005 [.13] CONCENTRICITY: ±.005 [.13]	PROJECT:			
	CAD OPERATOR: P. BRKIC	DATE 3/26/2014		
	MATERIAL:	CHECKED:	DATE:	TITLE: ASSY,MECH,LFSFOB401
	FINISH:	APPROVED:	DATE:	SIZE: DRAWING NO.: 236300 REV.: B
DO NOT SCALE DRAWING	APPROVED:	DATE:	SCALE: 2 / 1 SHEET: 1 OF 1	

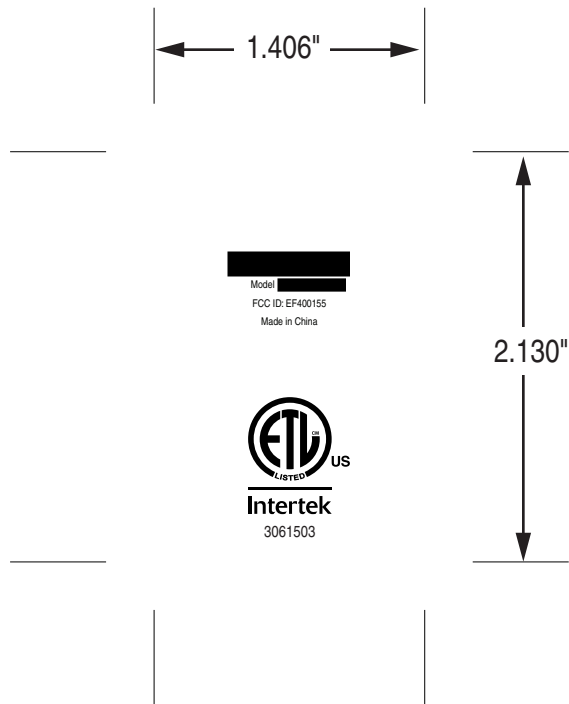
THE INFORMATION CONTAINED IN THIS DRAWING IS THE SOLE PROPERTY OF NORTEK SECURITY & CONTROL. ANY REPRODUCTION IN PART OR AS A WHOLE WITHOUT WRITTEN PERMISSION OF NORTEK SECURITY & CONTROL IS PROHIBITED.

4

3

2

1



ARTWORK, FCC, NOVA, FOB

P/N: 10016758 A

MFG. PROCESS: PAD PRINTING

INK: PANTONE PMS COOL GRAY 6

NOTE 1: CROP MARKS ALIGN WITH PART EDGE

NOTE 2: FOR MECHANICAL DETAILS SEE DRAWING 236628

NOTE 3: ALL MATERIALS MUST BE RoHS COMPLIANT

TOLERANCE: $\pm .020$ "

SCALE: 1-1