




### Appendix C – SAR Test Setup Photos



**Test Position Face 10 mm Gap**



**Test Position Back with Lanyard  
14 mm Gap at Antenna**




**Test Position Back with Belt Clip  
10 mm Gap at Antenna**



**Test Position Top 0 mm Gap**



**Test Position Right Side 0 mm Gap**



**Test Position Left Side 0 mm Gap**



**Front of Device**




**Back of Device with Belt Clip**



**Back of Device with Lanyard**



**Front Cover Removed**



**RF Module**