


Philips Consumer Electronics  
EMC Competence Centre  
Building SFH-p 015  
Eindhoven, The Netherlands

## EMC TEST REPORT

Rep.No: AR6-877119




**FIGURE 1**

**Radiated disturbance measuring set-up.  
Overview**

Philips Consumer Electronics  
EMC Competence Centre  
Building SFH-p 015  
Eindhoven, The Netherlands

## EMC TEST REPORT

Rep.No: AR6-877119



**FIGURE 2**

**Radiated disturbances measuring set-up.  
Closer view at cable routing.**

Philips Consumer Electronics  
EMC Competence Centre  
Building SFH-p 015  
Eindhoven, The Netherlands

## EMC TEST REPORT

Rep.No: AR6-877119




**FIGURE 3**

**Mains disturbances measuring set-up.  
Overview**

Philips Consumer Electronics  
EMC Competence Centre  
Building SFH-p 015  
Eindhoven, The Netherlands

## EMC TEST REPORT

Rep.No: AR6-877119




**FIGURE 4**

**Mains disturbance measuring set-up.  
Closer view at cable routing.**

Philips Consumer Electronics  
EMC Competence Centre  
Building SFH-p 015  
Eindhoven, The Netherlands


## EMC TEST REPORT

Rep.No: AR6-877119




**FIGURE 5**

**Mains disturbance measuring set-up.  
Closer view at cable routing. (2)**



**FIGURE 1**

**Radiated disturbance measuring set-up.  
Overview**



**FIGURE 2**


**Radiated disturbances measuring set-up.  
Closer view at cable routing.**



**FIGURE 3**

**Mains disturbances measuring set-up.  
Overview**





**FIGURE 4**

**Mains disturbance measuring set-up.  
Closer view at cable routing.**