

Bluetooth Keyboard Users Manual

Getting Start

Thank you for choosing this ultrathin keyboard with Bluetooth technology to ensure no hinder communication between the keyboard and your computer without connecting cable. The transmission and receiving of keyboard are free from angle restriction.












Features

- Use high technological Bluetooth (Broadcom BCM2042).
- Powered by 2 AAA batteries
- Ultra-low power consumption

Product Specification

1. Frequency Range: 2402 MHz ~ 2480 MHz
2. Input Voltage / current: 3Vdc. 30mA
3. Voltage/ Current of charger mode: 2V~3.2VDC
4. Battery State: Battery low detect voltage: 2.2V +/- 5%
Cut off detect voltage : 2.0V +/- 5%
5. Operation Distance: 10 meter at free space

Hot Keys

	F1	Home	Go back to main windows on your desktop.
	F2	Search	Activate the OS default search function.
	F3	Previous Track	Use this key to skip to the forward title in the active player.
	F4	Play/Pause	Use this key to start or pause for a short time the playback of a title just as you would do with a normal CD player.
	F5	Next Track	Use this key to skip to the next title in the active player.
	F6	Mute	Use this key to switch on/off the connected loudspeaker.
	F7	Decrease volume	This key decreases the volume of the connected loudspeakers.
	F8	Increase volume	This key increases the volume of the connected loudspeakers.
	F11	Battery indicator	It indicates battery status and will flash when no battery or during charging.
	F12	Connect indicator	It indicates connect status when search device or during binding.
	-	screen keyboard	When click on the button, screen keyboard will come up on IPAD. During Mac system, CD will be ejected when push the button.

Status light indicator

➤ **Battery Status Led**

Battery low : Red LED brighten 0.5s,and waiting 5sec

➤ **Connect Status Led**

Power ON : Blue LED brighten 5sec

Pairing : Blue LED flash 0.5s/0.5s (3min)

Searching: Blue LED brighten 5sec continued to success

Before Use

➤ **Insert Battery**

➤ **Set power switch is On**

Troubleshooting and Tips

The keyboard does not operate following installation or is not recognized.

- Make sure the batteries are not too weak.
- To determine whether the keyboard, mouse or computer causes the problem test the keyboard and mouse on a second computer if possible; or test another keyboard and mouse on your current computer.

If you are still unable to solve the problem, please contact your point of sale or your dealer.

If you need to exchange the keyboard, please note that you must return it to your dealer in its original packaging and also a produce proof of purchase (receipt). Keep your receipt in a safe place after purchase.

FEDERAL COMMUNICATIONS COMMISSION (FCC) STATEMENT

This equipment has been tested and found to comply with the limits for a Class B digital device, Pursuant to Part 15 the FCC rules. These limits are designed to provide reasonable protection against harmful interference in a residential installation. This equipment generates, uses and can radiate radio frequency energy and, if not installed and used in accordance with the instructions, may cause harmful interference to radio communications. However, there is no guarantee that interference will not occur in a particular installation. If this equipment does cause harmful interference will not occur in a particular installation. If this equipment does cause harmful interference to radio or television reception, which can be determined by turning the equipment off and on, the user is encouraged to try to correct the interference by one or more of the following measures:

- Reorient or relocate the receiving antenna.
- Increase the separation between the equipment and receiver.
- Connect the equipment into an outlet on a circuit different from that to which the receiver is connected.
- Consult the dealer or an experienced radio/TV technician for help.

This device complies with part 15 of the FCC rules. Operation is subject to the following two conditions:

(1) This device may not cause harmful Interference, and (2) This device must accept any interference received, including interference that may cause undesired operation.

WARNING:

You are cautioned that changes or modifications not expressly approved by the party responsible for compliance could void your authority to operate the equipment.

CAUTION: AVOID PROLONGED USE OF THE KEYBOARD WITHOUT BREAKS.

Take regular breaks and keep a good posture. Consult your physician promptly if you notice any lost of motion or pain in your wrist when using the keyboard.

IMPORTANT NOTE:

Radiation Exposure Statement:

The product comply with the US portable RF exposure limit set forth for an uncontrolled environment and are safe for intended operation as described in this manual. The further RF exposure reduction can be achieved if the product can be kept as far as possible from the user body or set the device to lower output power if such function is available.