



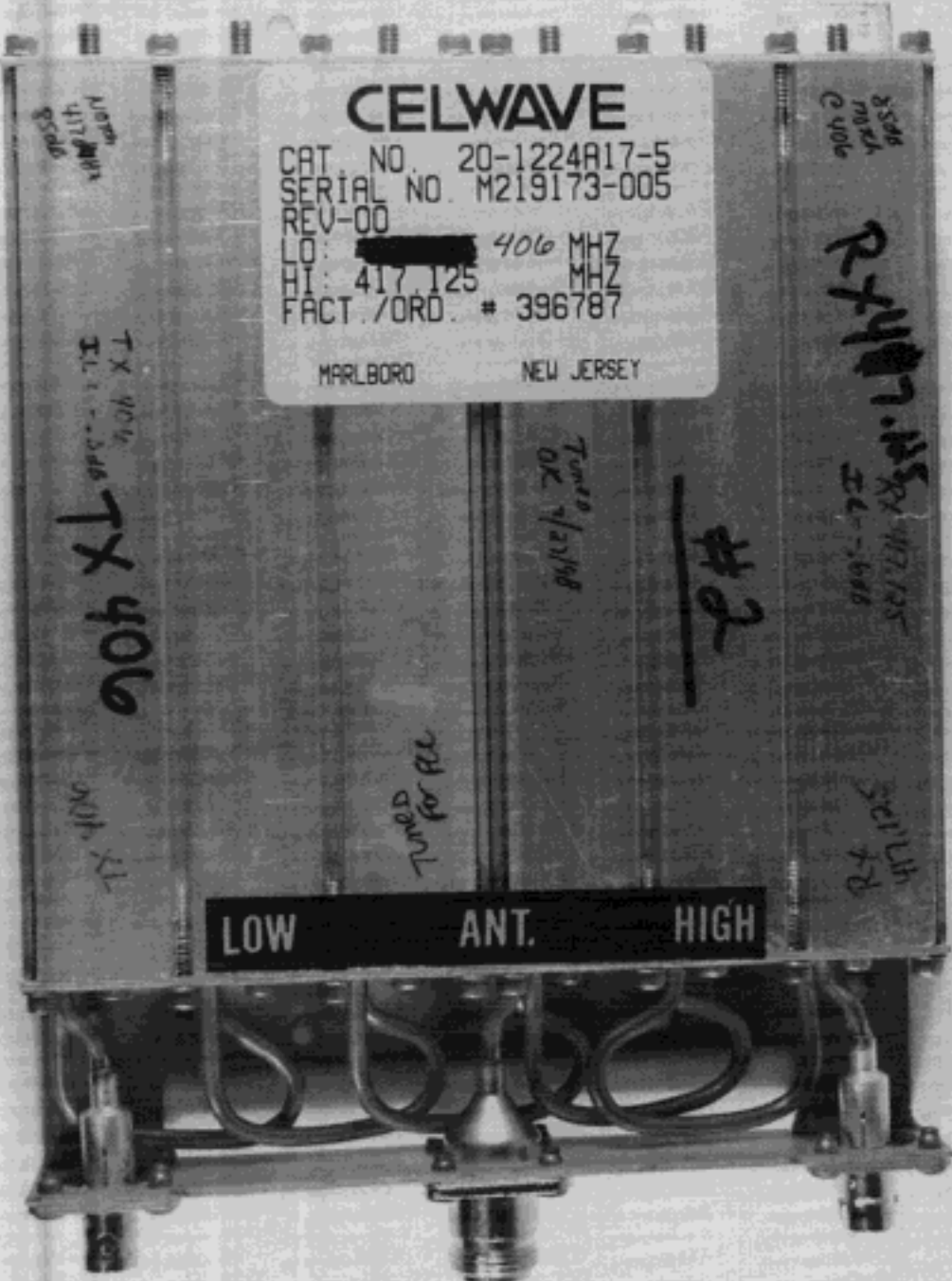
## 6.2 Photographs of Equipment under Test

FRONT VIEW OF THE MDS4790



REAR VIEW OF THE MDS4790





**CELWAVE**

CAT. NO. 20-1224A17-5  
SERIAL NO. M219173-005  
REV-00  
LO: [REDACTED] 406 MHZ  
HI: 417.125 MHZ  
FACT./ORD. # 396787

MARLBORO NEW JERSEY

*North  
417.125  
85dB*

*85dB  
max  
@ 406*

*TX 406  
IL: -5dB  
TX 406*

*Tuned  
OK 2/21/88*

*#2*

*R-74907.125  
IL: -6dB*

*ant. XL*

*Tuned for all*


*R-74907.125*

**LOW ANT. HIGH**


**TOP VIEW OF MDS4790 MULTIPLEXER**  
(Permanently secured, can not be opened)

**BOTTOM VIEW OF MDS4790 MULTIPLEXER**


(Permanently secured, can not be opened)



**TOP VIEW OF MDS4790 RADIO BOARD**  
(All RF circuit portions are shielded in metal cans)




BACK VIEW OF MDS4790 RADIO BOARD



**TOP VIEW OF MDS4790 POWER SUPPLY**

(completely enclosed in a metal case)



**BOTTOM VIEW OF MDS4790 POWER SUPPLY**  
(completely enclosed in a metal case)

