



Below 1 GHz Tx Omni




Below 1 GHz Tx Yagi




Above 1 GHz Tx Omni




Above 1 GHz Tx Yagi




Above 1 GHz Tx Yagi Close up



Antenna Port



Conducted Emissions 1



Conducted Emissions 2