


ANNEX 1 - TEST SETUP PHOTOS


AC Power Line Conducted Emissions



Microwave Data Systems Inc.
ENET Access Point, Model ENET900AP
FCC ID: E5MDS-ENET900AP
IC: 3738A-ENET90AP

ANNEX 1 - TEST SETUP PHOTOS


AC Power Line Conducted Emissions



Microwave Data Systems Inc.
ENET Access Point, Model ENET900AP
FCC ID: E5MDS-ENET900AP
IC: 3738A-ENET90AP

ANNEX 1 - TEST SETUP PHOTOS

EUT with MDS ClearWave Omni-directional Base Station Antenna



Microwave Data Systems Inc.
ENET Access Point, Model ENET900AP
FCC ID: E5MDS-ENET900AP
IC: 3738A-ENET90AP

ANNEX 1 - TEST SETUP PHOTOS


EUT with MDS ClearWave Omni-directional Base Station Antenna



Microwave Data Systems Inc.
ENET Access Point, Model ENET900AP
FCC ID: E5MDS-ENET900AP
IC: 3738A-ENET90AP

ANNEX 1 - TEST SETUP PHOTOS

EUT with MDS ClearWave Yagi Directional Antenna



Microwave Data Systems Inc.
ENET Access Point, Model ENET900AP
FCC ID: E5MDS-ENET900AP
IC: 3738A-ENET90AP


ANNEX 1 - TEST SETUP PHOTOS

EUT with MDS ClearWave Yagi Directional Antenna



ANNEX 1 - TEST SETUP PHOTOS

EUT with MDS ClearWave Yagi Directional Antenna



Microwave Data Systems Inc.
ENET Access Point, Model ENET900AP
FCC ID: E5MDS-ENET900AP
IC: 3738A-ENET90AP

ANNEX 1 - TEST SETUP PHOTOS

EUT with MDS ClearWave Yagi Directional Antenna

