


ANNEX 1 - TEST SETUP PHOTOGRAPHS (Radiated Emissions at 3 Meters Distance)

Test Configuration 1: Metallic Enclosure with Maxrad 900 MHz Omnis-MFB Antenna (Front View)




ANNEX 1 - TEST SETUP PHOTOGRAPHS (Radiated Emissions at 3 Meters Distance)

Test Configuration 1: Metallic Enclosure with Maxrad 900 MHz Omnis-MFB Antenna (Rear View)




ANNEX 1 - TEST SETUP PHOTOGRAPHS (Radiated Emissions at 3 Meters Distance)

Test Configuration 2: Metallic Enclosure with MDS ClearWave Yagi Antenna (Front View)




ANNEX 1 - TEST SETUP PHOTOGRAPHS (Radiated Emissions at 3 Meters Distance)

Test Configuration 2: Metallic Enclosure with MDS ClearWave Yagi Antenna (Rear View)



ANNEX 1 - TEST SETUP PHOTOGRAPHS (Radiated Emissions at 3 Meters Distance)

Test Configuration 3: Plastic Enclosure with Maxrad 900 MHz Omnis-MFB Antenna (Front View)




ANNEX 1 - TEST SETUP PHOTOGRAPHS (Radiated Emissions at 3 Meters Distance)

Test Configuration 3: Plastic Enclosure with Maxrad 900 MHz Omnis-MFB Antenna (Rear View)



ANNEX 1 - TEST SETUP PHOTOGRAPHS (Radiated Emissions at 3 Meters Distance)

Test Configuration 4: Plastic Enclosure with MDS ClearWave Yagi Antenna (Front View)



ANNEX 1 - TEST SETUP PHOTOGRAPHS (Radiated Emissions at 3 Meters Distance)

Test Configuration 4: Plastic Enclosure with MDS ClearWave Yagi Antenna (Rear View)

