

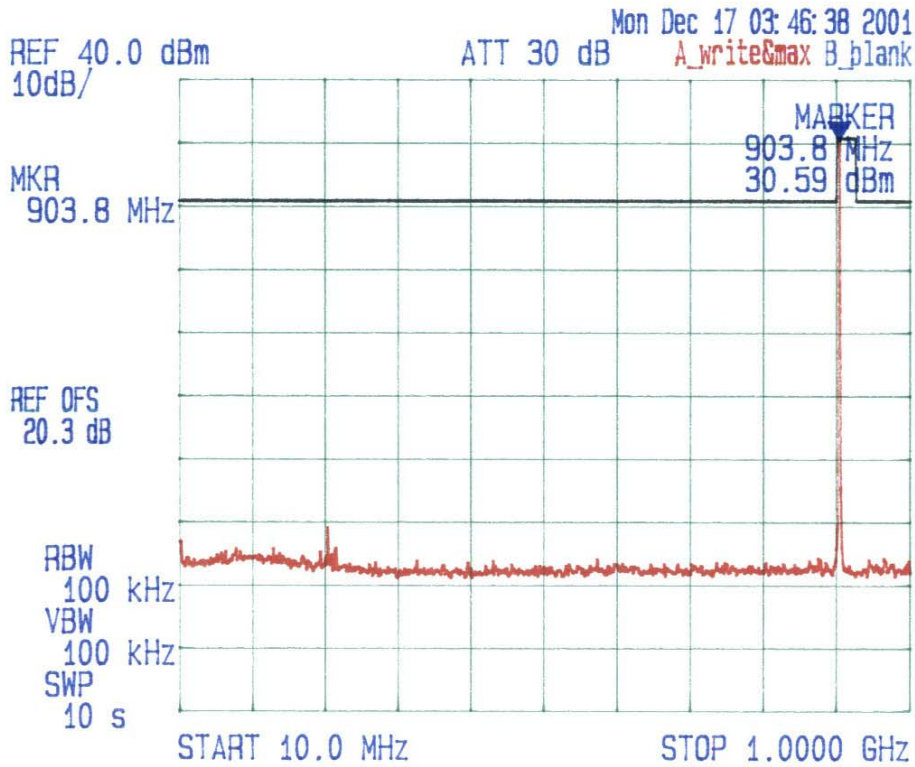
# ANNEX 1 - TEST DATA PLOTS

Plot # 22  
Spurious Emissions at Antenna Terminals



MICROWAVE DATA SYSTEMS INC.  
902-928 MHz OEM Radio Transceiver  
Channel: 0 Tx Frequency: 902.5 MHz  
Modulation: FM modulation 2-Level @ 512 kbps data rate  
**Frequency Hopping Spread Spectrum**  
Spurious RF Conducted Emissions

Date: Dec. 17 2001  
Tested by: Hung Trinh



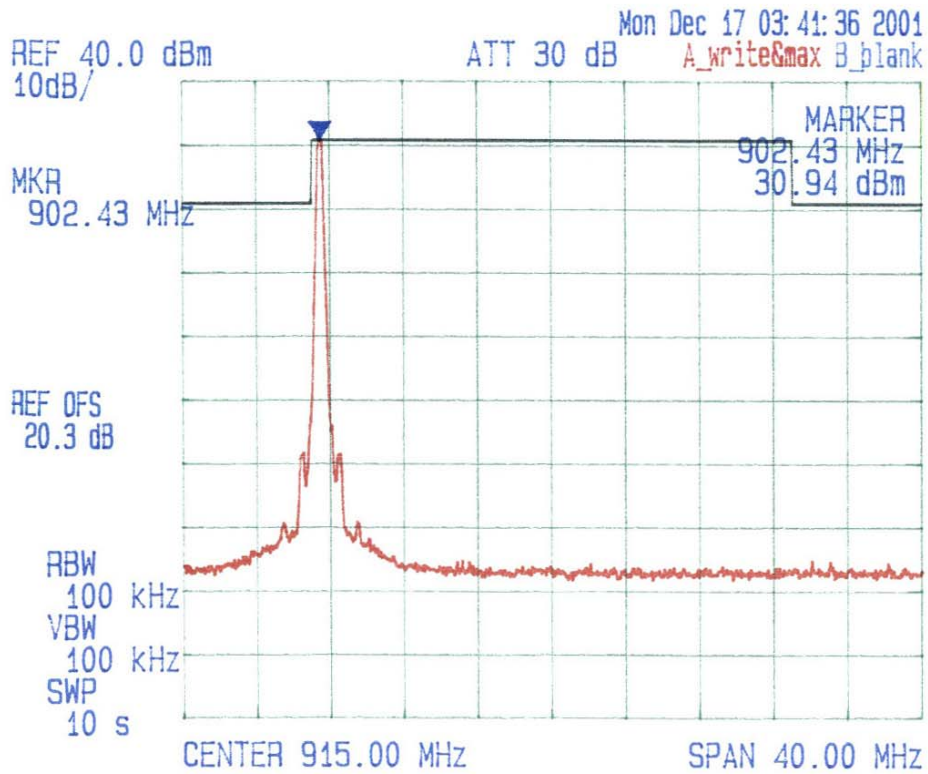
# ANNEX 1 - TEST DATA PLOTS

Plot # 23  
Spurious Emissions at Antenna Terminals



MICROWAVE DATA SYSTEMS INC.  
902-928 MHz OEM Radio Transceiver  
Channel: 0 Tx Frequency: 928.5 MHz  
Modulation: FM modulation 2-Level @ 512 kbps data rate  
**Frequency Hopping Spread Spectrum**  
**Spurious RF Conducted Emissions**

Date: Dec. 17, 2001  
Tested by: Hung Trinh



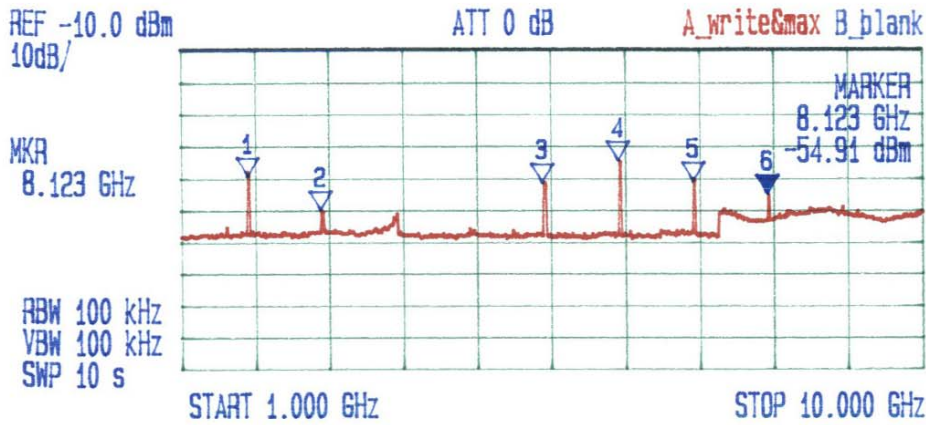
# ANNEX 1 - TEST DATA PLOTS

Plot # 24  
 Spurious Emissions at Antenna Terminals



MICROWAVE DATA SYSTEMS INC.  
 902-928 MHz OEM Radio Transceiver  
 Channel: 0 Tx Frequency: 902.5 MHz  
 Modulation: FM modulation 2-Level @ 512 kbps data rate  
**Frequency Hopping Spread Spectrum**  
**Spurious RF Conducted Emissions**

Date: Dec. 17 2001  
 Tested by: Hung Trinh



\*\*\* Multi Marker List \*\*\*

No.	Frequency (GHz)	Power (dBm)	Limit
No. 1:	1.810 GHz	-49.13 dBm	A
No. 2:	2.697 GHz	-59.81 dBm	A
No. 3:	5.397 GHz	-51.25 dBm	A
No. 4:	6.310 GHz	-44.25 dBm	A
No. 5:	7.223 GHz	-50.66 dBm	A
No. 6:	8.123 GHz	-54.91 dBm	A
No. 7:			
No. 8:			
Δ:			

*Limit = 20.9 dBm*

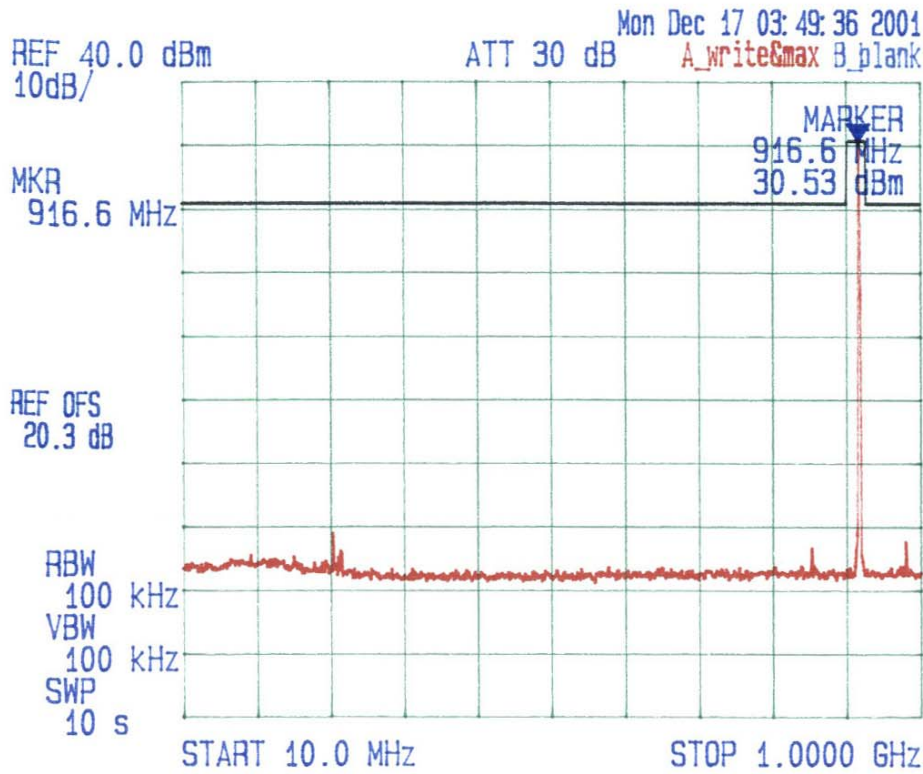
# ANNEX 1 - TEST DATA PLOTS

Plot # 25  
Spurious Emissions at Antenna Terminals



MICROWAVE DATA SYSTEMS INC.  
902-928 MHz OEM Radio Transceiver  
Channel: 40 Tx Frequency: 915.16 MHz  
Modulation: FM modulation 2-Level @ 512 kbps data rate  
**Frequency Hopping Spread Spectrum**  
**Spurious RF Conducted Emissions**

Date: Dec. 17 2001  
Tested by: Hung Trinh



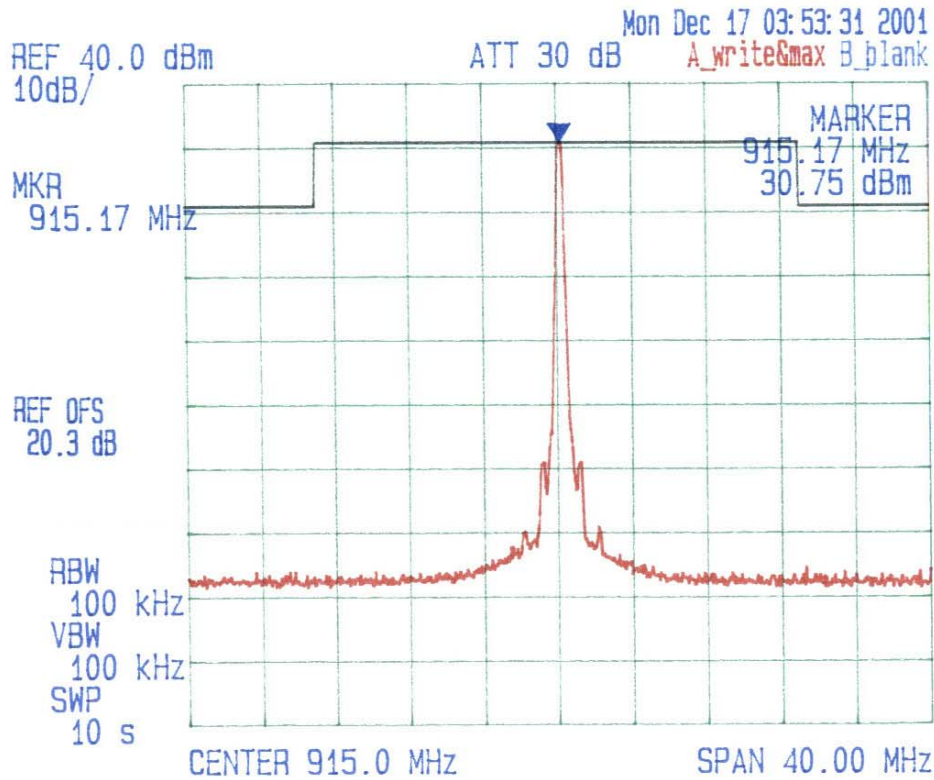
# ANNEX 1 - TEST DATA PLOTS

Plot # 26  
Spurious Emissions at Antenna Terminals



MICROWAVE DATA SYSTEMS INC.  
902-928 MHz OEM Radio Transceiver  
Channel: 40 Tx Frequency: 915.16 MHz  
Modulation: FM modulation 2-Level @ 512 kbps data rate  
Frequency Hopping Spread Spectrum  
Spurious RF Conducted Emissions

Date: Dec. 2001  
Tested by: Hung Trinh



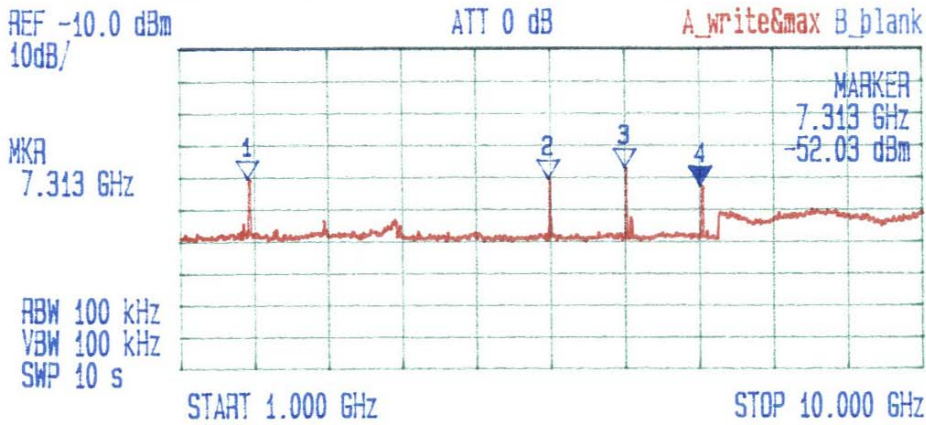
# ANNEX 1 - TEST DATA PLOTS

Plot # 27  
 Spurious Emissions at Antenna Terminals



MICROWAVE DATA SYSTEMS INC.  
 902-928 MHz OEM Radio Transceiver  
 Channel: 40 Tx Frequency: 915.18 MHz  
 Modulation: FM modulation 2-Level @ 512 kbps data rate  
**Frequency Hopping Spread Spectrum**  
**Spurious RF Conducted Emissions**

Date: Dec. 17 2001  
 Tested by: Hung Trinh



\*\*\* Multi Marker List \*\*\*

No.	Frequency (GHz)	Power (dBm)	Limit
No. 1:	1.823 GHz	-50.06 dBm	A Limit: 20.7 dBm
No. 2:	5.474 GHz	-50.16 dBm	A
No. 3:	6.400 GHz	-46.72 dBm	A
No. 4:	7.313 GHz	-52.03 dBm	A
No. 5:			
No. 6:			
No. 7:			
No. 8:			
Δ:			

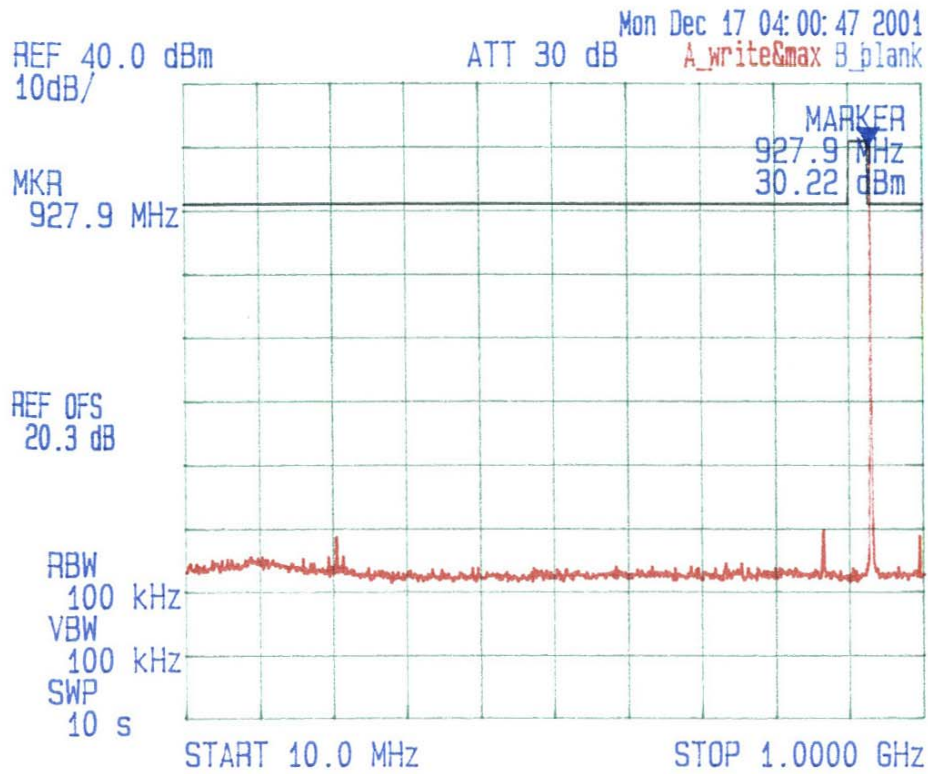
# ANNEX 1 - TEST DATA PLOTS

Plot # 28  
Spurious Emissions at Antenna Terminals



MICROWAVE DATA SYSTEMS INC.  
902-928 MHz OEM Radio Transceiver  
Channel: 79 Tx Frequency: 927.9 MHz  
Modulation: FM modulation 2-Level @ 512 kbps data rate  
**Frequency Hopping Spread Spectrum**  
**Spurious RF Conducted Emissions**

Date: Dec. 17 2001  
Tested by: Hung Trinh



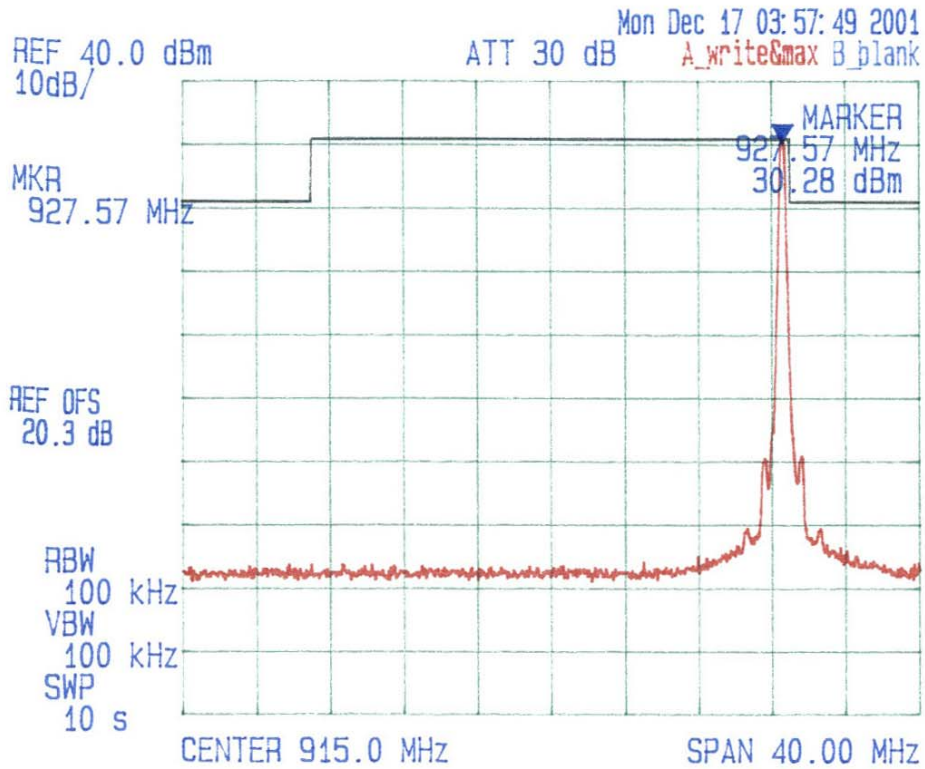
# ANNEX 1 - TEST DATA PLOTS

Plot # 29  
Spurious Emissions at Antenna Terminals



MICROWAVE DATA SYSTEMS INC.  
902-928 MHz OEM Radio Transceiver  
Channel: 79 Tx Frequency: 927.57 MHz  
Modulation: FM modulation 2-Level @ 512 kbps data rate  
**Frequency Hopping Spread Spectrum**  
**Spurious RF Conducted Emissions**

Date: Dec. 17 2001  
Tested by: Hung Trinh





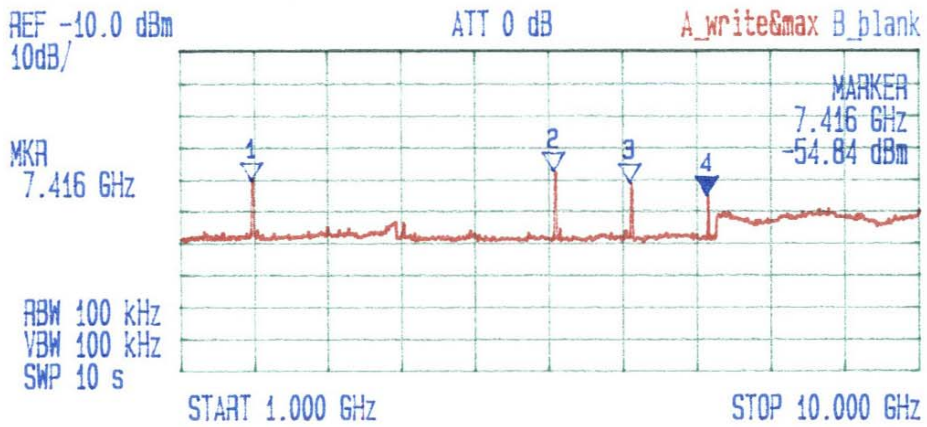
# ANNEX 1 - TEST DATA PLOTS

Plot # 30  
 Spurious Emissions at Antenna Terminals



MICROWAVE DATA SYSTEMS INC.  
 902-928 MHz OEM Radio Transceiver  
 Channel: 79 Tx Frequency: 927.524 MHz  
 Modulation: FM modulation 2-Level @ 512 kbps data rate  
**Frequency Hopping Spread Spectrum**  
**Spurious RF Conducted Emissions**

Date: Dec. 17 2001  
 Tested by: Hung Trinh



\*\*\* Multi Marker List \*\*\*

No. 1:	1.861 GHz	-50.19 dBm	A	<i>Limit: 20.3 dBm</i>
No. 2:	5.551 GHz	-47.06 dBm	A	
No. 3:	6.477 GHz	-50.66 dBm	A	
No. 4:	7.416 GHz	-54.84 dBm	A	
No. 5:				
No. 6:				
No. 7:				
No. 8:				
Δ:				

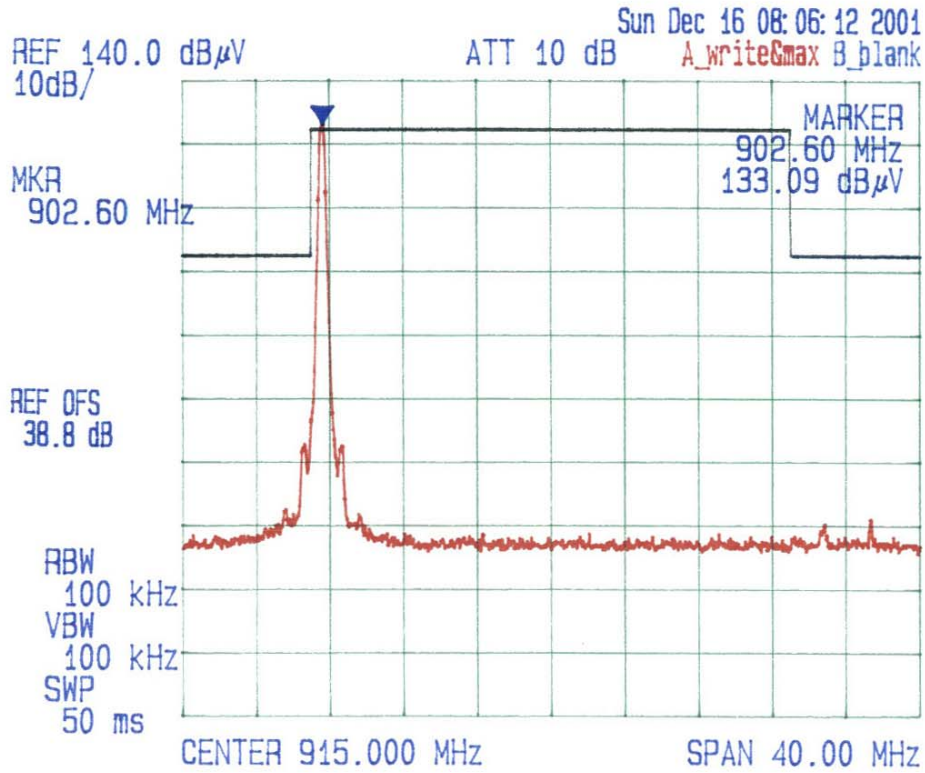
# ANNEX 1 - TEST DATA PLOTS

Plot # 31  
Radiated Emissions



MICROWAVE DAT SYSTEMS INC.  
902-928 MHz OEM Radio Transceiver  
Channel: 0 Tx Frequency: 902.5 MHz  
Frequency Hopping Spread Spectrum  
RADIATED EMISSIONS @ 3 METERS  
Vertical Polarization

Date: Dec. 16 2001  
Tested by: Hung Trinh



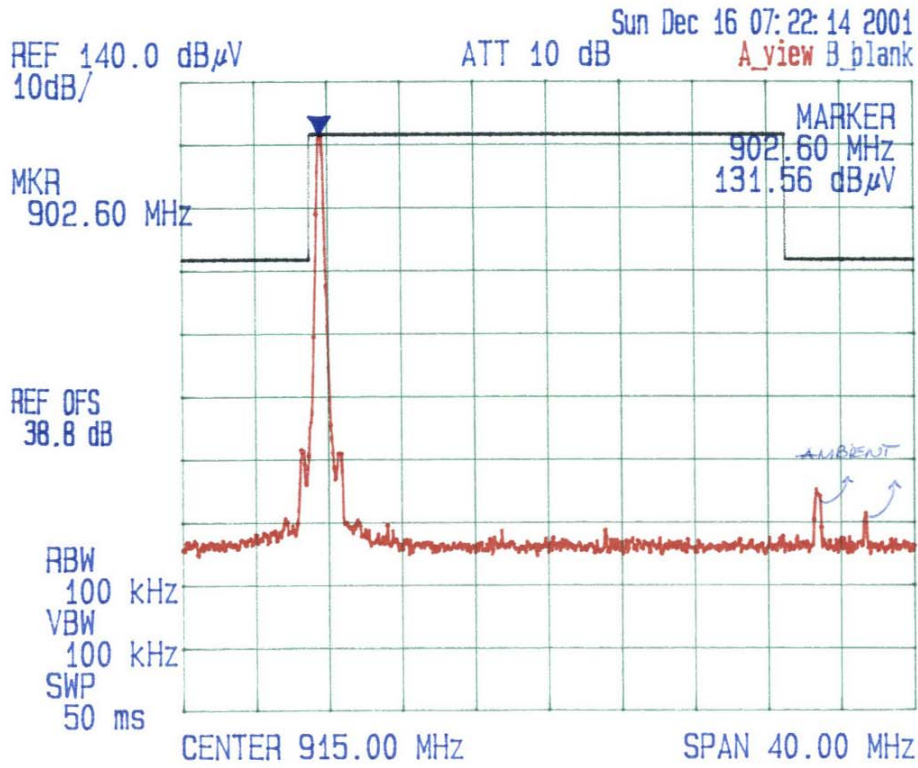
# ANNEX 1 - TEST DATA PLOTS

Plot # 32  
Radiated Emissions



MICROWAVE DAT SYSTEMS INC.  
902-928 MHz OEM Radio Transceiver  
Channel: *40w (C)* Tx Frequency: *902.5* MHz  
Frequency Hopping Spread Spectrum  
RADIATED EMISSIONS @ 3 METERS  
Horizontal Polarization

Date: Dec. *16* 2001  
Tested by: Hung Trinh



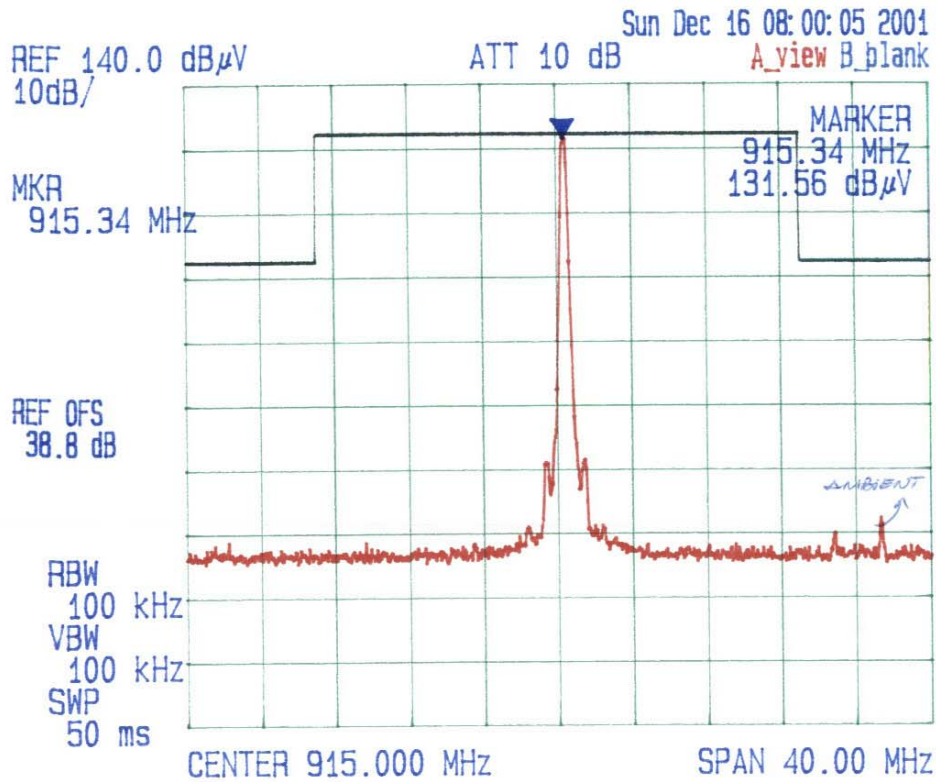
# ANNEX 1 - TEST DATA PLOTS

Plot # 33  
Radiated Emissions



MICROWAVE DAT SYSTEMS INC.  
902-928 MHz OEM Radio Transceiver  
Channel: 40 Tx Frequency: 915.10 MHz  
Frequency Hopping Spread Spectrum  
RADIATED EMISSIONS @ 3 METERS  
Vertical Polarization

Date: Dec. 16 2001  
Tested by: Hung Trinh



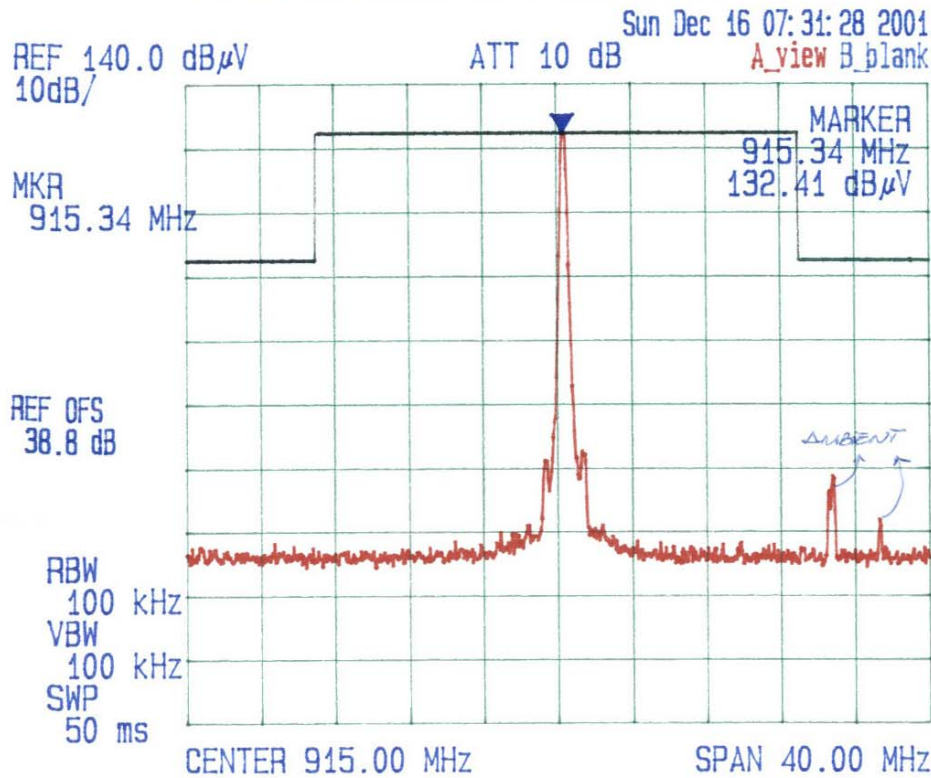
# ANNEX 1 - TEST DATA PLOTS

Plot # 34  
Radiated Emissions



MICROWAVE DAT SYSTEMS INC.  
902-928 MHz OEM Radio Transceiver  
Channel: *M1D(40)* Tx Frequency: *915.16* MHz  
Frequency Hopping Spread Spectrum  
RADIATED EMISSIONS @ 3 METERS  
Horizontal Polarization

Date: Dec. *16* 2001  
Tested by: Hung Trinh



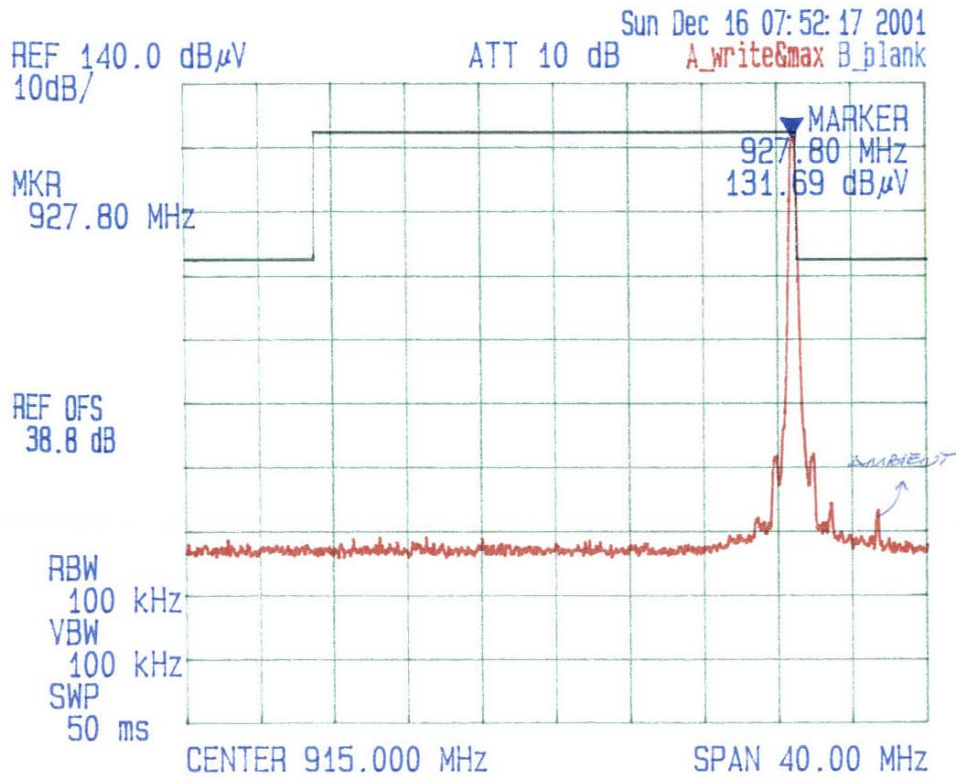
# ANNEX 1 - TEST DATA PLOTS

Plot # 35  
Radiated Emissions



MICROWAVE DAT SYSTEMS INC.  
902-928 MHz OEM Radio Transceiver  
Channel:   D   Tx Frequency: 902.928 MHz  
Frequency Hopping Spread Spectrum  
RADIATED EMISSIONS @ 3 METERS  
Vertical Polarization

Date: Dec. 16 2001  
Tested by: Hung Trinh



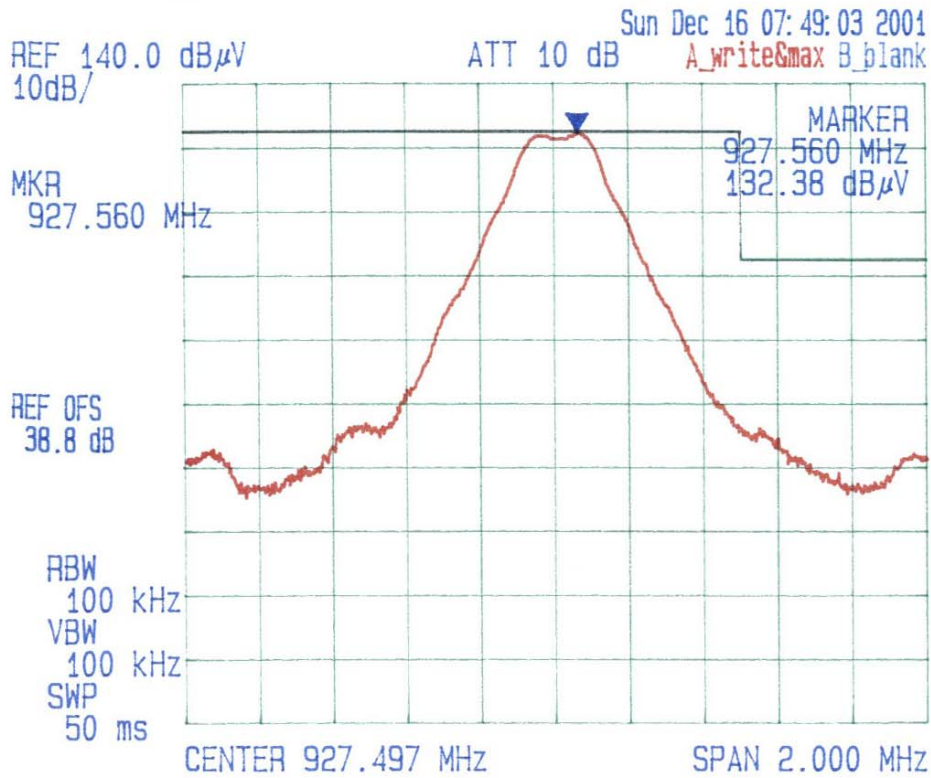
# ANNEX 1 - TEST DATA PLOTS

Plot # 36  
Radiated Emissions



MICROWAVE DAT SYSTEMS INC.  
902-928 MHz OEM Radio Transceiver  
Channel: 79 Tx Frequency: 927.54 MHz  
Frequency Hopping Spread Spectrum  
RADIATED EMISSIONS @ 3 METERS  
Vertical Polarization

Date: Dec 16 2001  
Tested by: Hung Trinh



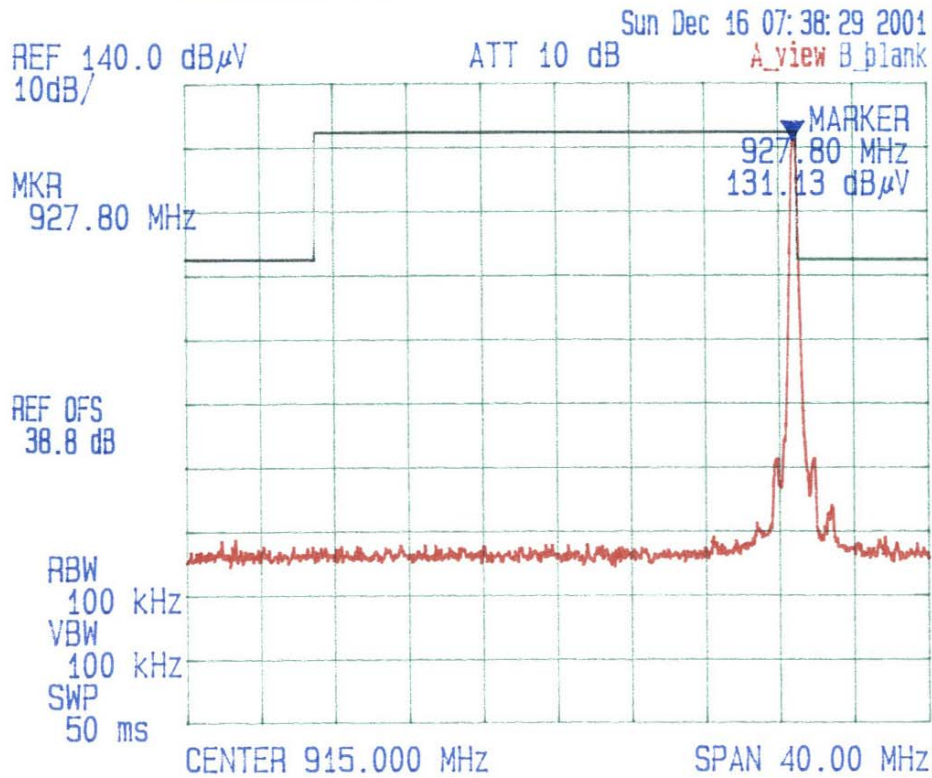
# ANNEX 1 - TEST DATA PLOTS

Plot # 37  
Radiated Emissions



MICROWAVE DAT SYSTEMS INC.  
902-928 MHz OEM Radio Transceiver  
Channel: 41644(70) Tx Frequency: 927.804 MHz  
Frequency Hopping Spread Spectrum  
RADIATED EMISSIONS @ 3 METERS  
Horizontal Polarization

Date: Dec. 16 2001  
Tested by: Hung Trinh





# ANNEX 1 - TEST DATA PLOTS

Plot # 38  
Radiated Emissions



MICROWAVE DAT SYSTEMS INC.  
902-928 MHz OEM Radio Transceiver  
Channel: ~~41.6MHz~~ (27) x Frequency: 927.924 MHz  
Frequency Hopping Spread Spectrum  
RADIATED EMISSIONS @ 3 METERS  
Horizontal Polarization

Date: Dec. 16, 2001  
Tested by: Hung Trinh

