

Attachment: Photographs of test setup

2K3A0512, RFID Module


1. Photographs of the Test Setup

This is the test setup photos of test report 12607335 002. Details refer to test report.

Photograph 1: Set-up for Conducted Tests at Antenna Port, Overview



Photograph 2: Set-up for Conducted Tests at Antenna Port, inside Temperature Chamber




Photograph 3: Set-up for AC Power Line Conducted Emission of Transmitter, Front View




Photograph 4: Set-up for AC Power Line Conducted Emission of Transmitter, Rear View



Photograph 5: Set-up for Radiated Emission of Transmitter, Front View, above 30MHz



Photograph 6: Set-up for Radiated Emission of Transmitter, Front View, below 30MHz



Photograph 7: Set-up for Radiated Emission of Transmitter, Rear View

