

Fig. 23 V680S-HMD63-□ inside the Case



Fig. 24 V680S-HMD63-□ PCB(1) Side A



Fig. 25 V680S-HMD63-□ PCB(1) Side A without a shield plate



Fig. 26 V680S-HMD63-□ PCB(1) Side B



Fig. 27 V680S-HMD63-□ PCB(1) Side B without a shield plate



Fig. 28 V680S-HMD63-□ PCB(2) Side A



Fig. 29 V680S-HMD63-□ PCB(2) Side A without a shield plate



Fig. 30 V680S-HMD63-□ PCB(2) Side B




Fig. 31 V680S-HMD63-□ PCB(3) Side A




Fig. 32 V680S-HMD63-□ PCB(3) Side B




Fig. 33 V680S-HMD63-□ PCB(4) Side A






Fig. 34 V680S-HMD63-□ PCB(4) Side B