


**APPENDIX 1: Photographs of test setup**

**Conducted Emission**




**Photo 1**




**Photo 2**

### Radiated Emission



**Photo 1**




**Photo 2**

**Worst Case Position**


**(Below 30MHz: Antenna:X-axis / Amplifier Unit:X-axis)**

**(Above 30MHz: Antenna:X-axis / Amplifier Unit:X-axis)**


**Antenna  
X-axis**



**Y-axis**




**Z-axis**



**Amplifier Unit  
X-axis**



**Y-axis**



**Z-axis**



**UL Japan, Inc.**

**Head Office EMC Lab.**


4383-326 Asama-cho, Ise-shi, Mie-ken 516-0021 JAPAN

Telephone : +81 596 24 8116

Facsimile : +81 596 24 8124

**Worst Case Position**

**Without Tag**



**With Tag**

