

**APPENDIX 1: Photographs of test setup**

**Conducted emission**

**Antenna:V670-H51 and ID Tag:V670-D13F01H**

**Front**



**Rear**



**Conducted emission**  
**Antenna:V670-H11 and ID Tag:V670-D13F03**

**Front**



**Rear**




**Radiated emission**  
**Antenna:V670-H51 and ID Tag:V670-D13F01H**

**Front**



**Rear**




**Radiated emission**  
**Antenna:V670-H11 and ID Tag:V670-D13F03**

**Front**



**Rear**



**Worst Case Position (Y-axis)**  
**Antenna:V670-H51**

**X-axis**




**Y-axis**



**Worst Case Position (Y-axis)**  
**Antenna:V670-H11**

**X-axis**



**Y-axis**



**Worst Case Position (Nomal)**  
**ID Controller:V670-CD1D-V1**

