

**APPENDIX 3: Photographs of test setup**

**Conducted Emission**



**Photo 1**




**Photo 2**

### Radiated Emission



**Photo 1**




**Photo 2**

### Radiated Emission



**Photo 1**




**Photo 2**


**Worst Case Position**

**Below 30 MHz: Y-axis**  
**Above 30 MHz: Z-axis**


**Antenna: R**  
**X-axis**




**Y-axis**




**Z-axis**




**Antenna: L**  
**X-axis**



**Y-axis**




**Z-axis**





**With/Without Tag**



**With Tag**



**Without Tag**

**End of Report**