

---

## Test Setup photographs

---


**EUT Position: X-axis**



**EUT Position: Y-axis**





**EUT Position: Z-axis**



---

**Test Setup Photo of Radiated Measurement (0.009 ~ 30MHz)**



---



---

**Test Setup Photo of Radiated Measurement (below 1000MHz)**

---



---

**Test Setup Photo of Radiated Measurement (Above 1GHz)**

---

