

# SAR TEST REPORT

The following samples were submitted and identified on behalf of the client as:

<b>Equipment Under Test</b>	Smart Phone
<b>Model Name</b>	V04B
<b>Brand Name</b>	Dell
<b>Company Name</b>	Dell Inc.
<b>Company Address</b>	One Dell Way, Round Rock, TX 78682
<b>Standards</b>	FCC OET 65 supplement C, IEEE /ANSI C95.1 , C95.3, IEEE 1528
<b>FCC ID</b>	E2KV04B001
<b>Date of Receipt</b>	Oct. 20, 2011
<b>Date of Test(s)</b>	Oct. 27, 2011 ~ Nov. 3, 2011
<b>Date of Issue</b>	Dec. 19, 2011

In the configuration tested, the EUT complied with the standards specified above.

## Remarks:

This report details the results of the testing carried out on one sample, the results contained in this test report do not relate to other samples of the same product. The manufacturer should ensure that all products in series production are in conformity with the product sample detailed in this report.

This report may only be reproduced and distributed in full. If the product in this report is used in any configuration other than that detailed in the report, the manufacturer must ensure the new system complies with all relevant standards. Any mention of SGS Taiwan Electronic & Communication Laboratory or testing done by SGS Taiwan Electronic & Communication Laboratory in connection with distribution or use of the product described in this report must be approved by SGS Taiwan Electronic & Communication Laboratory in writing.

## Signed for on the behalf of SGS

Engineer



Chris Tsung

Date : Dec. 19, 2011

Supervisor



Kelly Tsai

Date : Dec. 19, 2011

This document is issued by the Company subject to its General Conditions of Service printed overleaf or available on request and accessible at [www.sgs.com](http://www.sgs.com). Attention is drawn to the limitations of liability, indemnification, and Jurisdictional issued defined therein. Unless otherwise stated, the results shown in this test report refer only to the sample(s) tested. This document cannot be reproduced except in full, without prior approval of Company. Any unauthorized alteration, forgery or falsification of the content or appearance of this report is unlawful and offenders may be prosecuted to the fullest extent of the law. 此報告是遵循本公司訂定之通用服務條款所製作發放，請注意此條款列印於背面，亦可在[www.sgs.com](http://www.sgs.com)中查閱。將本公司之義務，免責，管轄權皆明確規範之。除非另有說明，此報告結果僅對檢驗之樣品負責。本報告未經本公司書面許可，不可部份複製。對本報告內容或外觀之任何未經授權之變更、偽造、竄改皆屬非法，違犯者將會被依法追訴。

## Version

Report Number	Revision	Date	Memo
EN/2011/A0005	01	2011/11/18	Initial creation of test report.
EN/2011/A0005	02	2011/12/02	1 <sup>st</sup> modification
EN/2011/A0005	03	2011/12/16	2 <sup>nd</sup> modification
EN/2011/A0005	04	2011/12/16	3 <sup>rd</sup> modification
EN/2011/A0005	05	2011/12/19	4 <sup>th</sup> modification

This test report contains a reference to the previous version test report that it replaces.

This document is issued by the Company subject to its General Conditions of Service printed overleaf or available on request and accessible at [www.sgs.com](http://www.sgs.com). Attention is drawn to the limitations of liability, indemnification, and Jurisdictional issued defined therein. Unless otherwise stated, the results shown in this test report refer only to the sample(s) tested. This document cannot be reproduced except in full, without prior approval of Company. Any unauthorized alteration, forgery or falsification of the content or appearance of this report is unlawful and offenders may be prosecuted to the fullest extent of the law. 此報告是遵循本公司訂定之通用服務條款所製作發放，請注意此條款列印於背面，亦可在[www.sgs.com](http://www.sgs.com)中查閱。將本公司之義務，免責，管轄權皆明確規範之。除非另有說明，此報告結果僅對檢驗之樣品負責。本報告未經本公司書面許可，不可部份複製。對本報告內容或外觀之任何未經授權之變更、偽造、竄改皆屬非法，違犯者將會被依法追訴。

# Contents

1. General Information .....	4
1.1 Testing Laboratory .....	4
1.2 Details of Applicant.....	4
1.3 Description of EUT .....	4
1.4 Test Environment.....	12
1.5 Operation description .....	12
1.6 Positioning Procedure.....	15
1.7 EVALUATION PROCEDURES.....	16
1.8 The SAR Measurement System.....	17
1.9 System Components.....	19
1.10 SAR System Verification.....	21
1.11 Tissue Simulant Fluid for the Frequency Band.....	22
1.12 Test Standards and Limits .....	25
2. Summary of Results .....	27
3. Instruments List .....	37
4. Measurements .....	38
5. System Verification.....	139
6. DAE & Probe Calibration certificate .....	151
7. Uncertainty Budget.....	174
8. Phantom description.....	180
9. System Validation from Original equipment supplier .....	181

This document is issued by the Company subject to its General Conditions of Service printed overleaf or available on request and accessible at [www.sgs.com](http://www.sgs.com). Attention is drawn to the limitations of liability, indemnification, and Jurisdictional issued defined therein. Unless otherwise stated, the results shown in this test report refer only to the sample(s) tested. This document cannot be reproduced except in full, without prior approval of Company. Any unauthorized alteration, forgery or falsification of the content or appearance of this report is unlawful and offenders may be prosecuted to the fullest extent of the law. 此報告是遵循本公司訂定之通用服務條款所製作發放，請注意此條款列印於背面，亦可在[www.sgs.com](http://www.sgs.com)中查閱。將本公司之義務，免責，管轄權皆明確規範之。除非另有說明，此報告結果僅對檢驗之樣品負責。本報告未經本公司書面許可，不可部份複製。對本報告內容或外觀之任何未經授權之變更、偽造、竄改皆屬非法，違犯者將會被依法追訴。

## 1. General Information

### 1.1 Testing Laboratory

SGS Taiwan Ltd. Electronics & Communication Laboratory	
134, Wu Kung Road, Wuku industrial zone	
Taipei county, Taiwan, R.O.C.	
Telephone	+886-2-2299-3279
Fax	+886-2-2298-0488
Internet	http://www.tw.sgs.com/
Testing Location	1F, No.8, Alley 15, Lane 120, Sec .1, NeiHu Road NeiHu District Taipei City 114, Taiwan

### 1.2 Details of Applicant

Company Name	Dell Inc.
Company Address	One Dell Way, Round Rock, TX 78682
Contact Person	Ron Tosch
TEL	512 724-5937
Fax	N/A
E-mail	Ron_Tosch@Dell.com

### 1.3 Description of EUT

EUT Name	Smart Phone		
Model Name	V04B		
IMEI Code	358862040005420		
FCC ID	E2KV04B001		
Mode of Operation	<input checked="" type="checkbox"/> GSM <input checked="" type="checkbox"/> GPRS <input checked="" type="checkbox"/> EDGE <input checked="" type="checkbox"/> WCDMA <input checked="" type="checkbox"/> HSDPA <input checked="" type="checkbox"/> HSUPA <input checked="" type="checkbox"/> WLAN802.11 a/b/g/n ( <input checked="" type="checkbox"/> H20 <input type="checkbox"/> H40 ) band		
Definition	Production unit		
Duty Cycle	GSM	1/8.3	
	GPRS	1/2	
	EDGE	1/2	
	WCDMA	1	
	WLAN 802.11 a/b/g/n(H20)	1	
TX Frequency Range	GSM850	824.20	848.80
	GSM1900	1850.20	1909.80

This document is issued by the Company subject to its General Conditions of Service printed overleaf or available on request and accessible at [www.sgs.com](http://www.sgs.com). Attention is drawn to the limitations of liability, indemnification, and Jurisdictional issued defined therein. Unless otherwise stated, the results shown in this test report refer only to the sample(s) tested. This document cannot be reproduced except in full, without prior approval of Company. Any unauthorized alteration, forgery or falsification of the content or appearance of this report is unlawful and offenders may be prosecuted to the fullest extent of the law. 此報告是遵循本公司訂定之通用服務條款所製作發放，請注意此條款列印於背面，亦可在[www.sgs.com](http://www.sgs.com)中查閱。將本公司之義務，免責，管轄權皆明確規範之。除非另有說明，此報告結果僅對檢驗之樣品負責。本報告未經本公司書面許可，不可部份複製。對本報告內容或外觀之任何未經授權之變更、偽造、竄改皆屬非法，違犯者將會被依法追訴。

(MHz)	WCDMA Band IV	1712.40	—	1752.60
	WLAN 802.11 b/g/n(H20)	2412	—	2462
	WiFi a 5.2G	5180	—	5320
	WiFi n 5.2G	5180	—	5320
	WiFi a 5.8G	5745	—	5825
	WiFi n 5.8G(20M)	5745	—	5825
Channel Number (ARFCN)	GSM850	128	—	251
	GSM1900	512	—	810
	WCDMA Band IV	1312	—	1513
	WLAN 802.11 b/g/n(H20)	1	—	11
	WiFi a 5.2G	36	—	64
	WiFi n 5.2G	36	—	64
	WiFi a 5.8G	149	—	165
	WiFi n 5.8G(20M)	149	—	165
VOIP Function	<input checked="" type="checkbox"/> YES <input type="checkbox"/> NO			
Max. SAR Measured(1 g) (Unit: mW/g)	Head	GSM850	0.407	<input checked="" type="checkbox"/> Left <input type="checkbox"/> Right <input checked="" type="checkbox"/> Cheek <input type="checkbox"/> Tilt 251 Channel
		GSM1900	0.309	<input checked="" type="checkbox"/> Left <input type="checkbox"/> Right <input checked="" type="checkbox"/> Cheek <input type="checkbox"/> Tilt 810 Channel
		WCDMA Band IV	<b>0.79</b>	<input type="checkbox"/> Left <input checked="" type="checkbox"/> Right <input checked="" type="checkbox"/> Cheek <input type="checkbox"/> Tilt 1513 Channel
		WLAN 802.11 b	0.258	<input type="checkbox"/> Left <input checked="" type="checkbox"/> Right <input type="checkbox"/> Cheek <input checked="" type="checkbox"/> Tilt 11 Channel
		WLAN 802.11 g	0.398	<input type="checkbox"/> Left <input checked="" type="checkbox"/> Right <input type="checkbox"/> Cheek <input checked="" type="checkbox"/> Tilt 6 Channel
		WLAN 802.11 n(H20)	0.231	<input type="checkbox"/> Left <input checked="" type="checkbox"/> Right <input type="checkbox"/> Cheek <input checked="" type="checkbox"/> Tilt 6 Channel

This document is issued by the Company subject to its General Conditions of Service printed overleaf or available on request and accessible at [www.sgs.com](http://www.sgs.com). Attention is drawn to the limitations of liability, indemnification, and Jurisdictional issued defined therein. Unless otherwise stated, the results shown in this test report refer only to the sample(s) tested. This document cannot be reproduced except in full, without prior approval of Company. Any unauthorized alteration, forgery or falsification of the content or appearance of this report is unlawful and offenders may be prosecuted to the fullest extent of the law. 此報告是遵循本公司訂定之通用服務條款所製作發放，請注意此條款列印於背面，亦可在[www.sgs.com](http://www.sgs.com)中查閱。將本公司之義務，免責，管轄權皆明確規範之。除非另有說明，此報告結果僅對檢驗之樣品負責。本報告未經本公司書面許可，不可部份複製。對本報告內容或外觀之任何未經授權之變更、偽造、竄改皆屬非法，違犯者將會被依法追訴。

		WiFi a 5.2G	0.224	<input checked="" type="checkbox"/> Left <input type="checkbox"/> Right <input checked="" type="checkbox"/> Cheek <input type="checkbox"/> Tilt 64 Channel
		WiFi n 5.2G	0.053	<input type="checkbox"/> Left <input checked="" type="checkbox"/> Right <input type="checkbox"/> Cheek <input checked="" type="checkbox"/> Tilt 64 Channel
		WiFi a 5.8G	0.194	<input checked="" type="checkbox"/> Left <input type="checkbox"/> Right <input type="checkbox"/> Cheek <input checked="" type="checkbox"/> Tilt 165 Channel
		WiFi n 5.8G(20M)	0.195	<input type="checkbox"/> Left <input checked="" type="checkbox"/> Right <input type="checkbox"/> Cheek <input checked="" type="checkbox"/> Tilt 165 Channel
	Hotspot mode	GSM850	1.03	<input type="checkbox"/> Left <input type="checkbox"/> Right <input type="checkbox"/> Front <input checked="" type="checkbox"/> Back <input type="checkbox"/> Bottom 190 Channel
		GSM1900	0.563	<input type="checkbox"/> Left <input type="checkbox"/> Right <input type="checkbox"/> Front <input checked="" type="checkbox"/> Back <input type="checkbox"/> Bottom 661 Channel
		WCDMA Band IV	<b>1.28</b>	<input type="checkbox"/> Left <input type="checkbox"/> Right <input type="checkbox"/> Front <input checked="" type="checkbox"/> Back <input type="checkbox"/> Bottom 1312 Channel - with Headset
		WLAN 802.11 b	0.116	<input type="checkbox"/> Left <input type="checkbox"/> Right <input type="checkbox"/> Front <input checked="" type="checkbox"/> Back <input type="checkbox"/> Bottom 2437 Channel
		WLAN 802.11 g	0.223	<input type="checkbox"/> Left <input type="checkbox"/> Right <input type="checkbox"/> Front <input checked="" type="checkbox"/> Back <input type="checkbox"/> Bottom 6 Channel
		WLAN 802.11 n(H20)	0.147	<input type="checkbox"/> Left <input type="checkbox"/> Right <input type="checkbox"/> Front <input checked="" type="checkbox"/> Back <input type="checkbox"/> Bottom 6 Channel

This document is issued by the Company subject to its General Conditions of Service printed overleaf or available on request and accessible at [www.sgs.com](http://www.sgs.com). Attention is drawn to the limitations of liability, indemnification, and Jurisdictional issued defined therein. Unless otherwise stated, the results shown in this test report refer only to the sample(s) tested. This document cannot be reproduced except in full, without prior approval of Company. Any unauthorized alteration, forgery or falsification of the content or appearance of this report is unlawful and offenders may be prosecuted to the fullest extent of the law. 此報告是遵循本公司訂定之通用服務條款所製作發放，請注意此條款列印於背面，亦可在[www.sgs.com](http://www.sgs.com)中查閱。將本公司之義務，免責，管轄權皆明確規範之。除非另有說明，此報告結果僅對檢驗之樣品負責。本報告未經本公司書面許可，不可部份複製。對本報告內容或外觀之任何未經授權之變更、偽造、竄改皆屬非法，違犯者將會被依法追訴。

		WiFi a 5.2G	0.037	<input type="checkbox"/> Left <input type="checkbox"/> Right <input type="checkbox"/> Front <input checked="" type="checkbox"/> Back <input type="checkbox"/> Bottom 64 Channel
		WiFi n 5.2G	0.038	<input type="checkbox"/> Left <input type="checkbox"/> Right <input type="checkbox"/> Front <input checked="" type="checkbox"/> Back <input type="checkbox"/> Bottom 64 Channel
		WiFi a 5.8G	0.130	<input type="checkbox"/> Left <input type="checkbox"/> Right <input type="checkbox"/> Front <input checked="" type="checkbox"/> Back <input type="checkbox"/> Bottom 149 Channel
		WiFi n 5.8G(20M)	0.165	<input type="checkbox"/> Left <input type="checkbox"/> Right <input type="checkbox"/> Front <input checked="" type="checkbox"/> Back <input type="checkbox"/> Bottom 149 Channel

This document is issued by the Company subject to its General Conditions of Service printed overleaf or available on request and accessible at [www.sgs.com](http://www.sgs.com). Attention is drawn to the limitations of liability, indemnification, and Jurisdictional issued defined therein. Unless otherwise stated, the results shown in this test report refer only to the sample(s) tested. This document cannot be reproduced except in full, without prior approval of Company. Any unauthorized alteration, forgery or falsification of the content or appearance of this report is unlawful and offenders may be prosecuted to the fullest extent of the law. 此報告是遵循本公司訂定之通用服務條款所製作發放，請注意此條款列印於背面，亦可在[www.sgs.com](http://www.sgs.com)中查閱。將本公司之義務，免責，管轄權皆明確規範之。除非另有說明，此報告結果僅對檢驗之樣品負責。本報告未經本公司書面許可，不可部份複製。對本報告內容或外觀之任何未經授權之變更、偽造、竄改皆屬非法，違犯者將會被依法追訴。

### #. GSM/GPRS/EDGE conducted power table:

EUT mode	Frequency (MHz)	CH	Burst average power		Source-based time average power	
			Peak (dBm)	Avg. (dBm)	Peak (dBm)	Avg. (dBm)
GSM 850	824.2	128	32.80	32.70	23.77	23.67
	836.6	190	32.80	32.70	23.77	23.67
	848.8	251	32.70	32.60	23.67	23.57
The division factor compared to the number of TX time slot						
Division factor			1 TX time slot			
			-9.03			

Burst average power										
			1Dn1UP		1Dn2UP		1Dn3UP		1Dn4UP	
EUT mode	Frequency (MHz)	CH	Peak (dBm)	Avg. (dBm)	Peak (dBm)	Avg. (dBm)	Peak (dBm)	Avg. (dBm)	Peak (dBm)	Avg. (dBm)
GPRS 850	824.2	128	32.90	32.80	30.50	30.40	28.70	28.60	27.40	27.30
	836.6	190	33.00	32.90	30.90	30.80	28.70	28.60	27.30	27.20
	848.8	251	32.80	32.60	30.40	30.30	28.80	28.70	27.50	27.40
Source-based time average power										
GPRS 850	824.2	128	23.87	23.77	24.48	<b>24.38</b>	24.44	24.34	24.39	24.29
	836.6	190	23.97	23.87	24.88	<b>24.78</b>	24.44	24.34	24.29	24.19
	848.8	251	23.77	23.57	24.38	<b>24.28</b>	24.54	24.44	24.49	24.39
The division factor compared to the number of TX time slot										
Division factor			1 TX time slot	2 TX time slot	3 TX time slot	4 TX time slot				
			-9.03	-6.02	-4.26	-3.01				

Burst average power										
			1Dn1UP		1Dn2UP		1Dn3UP		1Dn4UP	
EUT mode	Frequency (MHz)	CH	Peak (dBm)	Avg. (dBm)	Peak (dBm)	Avg. (dBm)	Peak (dBm)	Avg. (dBm)	Peak (dBm)	Avg. (dBm)
EGPRS 850	824.2	128	29.60	26.40	28.20	25.00	26.00	22.90	24.80	21.70
	836.6	190	29.60	26.40	28.30	25.10	26.00	22.90	24.90	21.70
	848.8	251	29.60	26.40	28.20	25.00	26.00	22.80	24.80	21.60
Source-based time average power										
EGPRS 850	824.2	128	20.57	17.37	22.18	18.98	21.74	18.64	21.79	18.69
	836.6	190	20.57	17.37	22.28	19.08	21.74	18.64	21.89	18.69
	848.8	251	20.57	17.37	22.18	18.98	21.74	18.54	21.79	18.59
The division factor compared to the number of TX time slot										
Division factor			1 TX time slot	2 TX time slot	3 TX time slot	4 TX time slot				
			-9.03	-6.02	-4.26	-3.01				

This document is issued by the Company subject to its General Conditions of Service printed overleaf or available on request and accessible at [www.sgs.com](http://www.sgs.com). Attention is drawn to the limitations of liability, indemnification, and Jurisdictional issued defined therein. Unless otherwise stated, the results shown in this test report refer only to the sample(s) tested. This document cannot be reproduced except in full, without prior approval of Company. Any unauthorized alteration, forgery or falsification of the content or appearance of this report is unlawful and offenders may be prosecuted to the fullest extent of the law. 此報告是遵循本公司訂定之通用服務條款所製作發放，請注意此條款列印於背面，亦可在[www.sgs.com](http://www.sgs.com)中查閱。將本公司之義務，免責，管轄權皆明確規範之。除非另有說明，此報告結果僅對檢驗之樣品負責。本報告未經本公司書面許可，不可部份複製。對本報告內容或外觀之任何未經授權之變更、偽造、竄改皆屬非法，違犯者將會被依法追訴。



EUT mode	Frequency (MHz)	CH	Burst average power		Source-based time average power	
			Peak(dBm)	Avg.(dBm)	Peak(dBm)	Avg.(dBm)
GSM 1900	1850.2	512	29.00	28.90	19.97	19.87
	1880	661	29.00	28.90	19.97	19.87
	1909.8	810	28.90	28.80	19.87	19.77
The division factor compared to the number of TX time slot						
Division factor			1 TX time slot			
			-9.03			

Burst average power										
			1Dn1UP		1Dn2UP		1Dn3UP		1Dn4UP	
EUT mode	Frequency (MHz)	CH	Peak (dBm)	Avg. (dBm)	Peak (dBm)	Avg. (dBm)	Peak (dBm)	Avg. (dBm)	Peak (dBm)	Avg. (dBm)
GPRS 1900	1850.2	512	28.90	28.70	27.30	27.20	25.00	24.90	24.00	23.90
	1880	661	28.90	28.80	27.30	27.20	25.10	25.00	23.90	23.80
	1909.8	810	28.80	28.70	27.10	27.00	25.10	25.00	23.80	23.70
Source-based time average power										
GPRS 1900	1850.2	512	19.87	19.67	21.28	<b>21.18</b>	20.74	20.64	20.99	20.89
	1880	661	19.87	19.77	21.28	<b>21.18</b>	20.84	20.74	20.89	20.79
	1909.8	810	19.77	19.67	21.08	<b>20.98</b>	20.84	20.74	20.79	20.69
The division factor compared to the number of TX time slot										
Division factor			1 TX time slot		2 TX time slot		3 TX time slot		4 TX time slot	
			-9.03		-6.02		-4.26		-3.01	

Burst average power										
			1Dn1UP		1Dn2UP		1Dn3UP		1Dn4UP	
EUT mode	Frequency (MHz)	CH	Peak (dBm)	Avg. (dBm)	Peak (dBm)	Avg. (dBm)	Peak (dBm)	Avg. (dBm)	Peak (dBm)	Avg. (dBm)
EGPRS 1900	1850.2	512	28.00	24.80	27.40	24.20	25.10	21.90	24.00	21.00
	1880	661	28.40	25.20	27.50	24.30	25.30	22.10	24.20	21.10
	1909.8	810	28.20	25.00	27.40	27.20	25.20	22.00	24.10	21.00
Source-based time average power										
EGPRS 1900	1850.2	512	18.97	15.77	21.38	18.18	20.84	17.64	20.99	17.99
	1880	661	19.37	16.17	21.48	18.28	21.04	17.84	21.19	18.09
	1909.8	810	19.17	15.97	21.38	21.18	20.94	17.74	21.09	17.99
The division factor compared to the number of TX time slot										
Division factor			1 TX time slot		2 TX time slot		3 TX time slot		4 TX time slot	
			-9.03		-6.02		-4.26		-3.01	

This document is issued by the Company subject to its General Conditions of Service printed overleaf or available on request and accessible at [www.sgs.com](http://www.sgs.com). Attention is drawn to the limitations of liability, indemnification, and Jurisdictional issued defined therein. Unless otherwise stated, the results shown in this test report refer only to the sample(s) tested. This document cannot be reproduced except in full, without prior approval of Company. Any unauthorized alteration, forgery or falsification of the content or appearance of this report is unlawful and offenders may be prosecuted to the fullest extent of the law. 此報告是遵循本公司訂定之通用服務條款所製作發放，請注意此條款列印於背面，亦可在[www.sgs.com](http://www.sgs.com)中查閱。將本公司之義務，免責，管轄權皆明確規範之。除非另有說明，此報告結果僅對檢驗之樣品負責。本報告未經本公司書面許可，不可部份複製。對本報告內容或外觀之任何未經授權之變更、偽造、竄改皆屬非法，違犯者將會被依法追訴。

#. WCDMA Band IV HSDPA/HSUPA conducted power table:

		Rel99	HSDPA				HSUPA				
		Rel99	1	2	3	4	1	2	3	4	5
WCDMA Band IV	9262	23.00	22.71	22.88	22.23	22.30	22.92	20.97	21.98	21.10	22.81
	9400	22.86	22.96	22.72	22.51	22.52	22.84	20.91	21.86	20.96	22.70
	9538	22.83	22.67	22.68	22.14	22.26	22.77	20.81	21.85	20.85	22.68

This document is issued by the Company subject to its General Conditions of Service printed overleaf or available on request and accessible at [www.sgs.com](http://www.sgs.com). Attention is drawn to the limitations of liability, indemnification, and Jurisdictional issued defined therein. Unless otherwise stated, the results shown in this test report refer only to the sample(s) tested. This document cannot be reproduced except in full, without prior approval of Company. Any unauthorized alteration, forgery or falsification of the content or appearance of this report is unlawful and offenders may be prosecuted to the fullest extent of the law. 此報告是遵循本公司訂定之通用服務條款所製作發放，請注意此條款列印於背面，亦可在[www.sgs.com](http://www.sgs.com)中查閱。將本公司之義務，免責，管轄權皆明確規範之。除非另有說明，此報告結果僅對檢驗之樣品負責。本報告未經本公司書面許可，不可部份複製。對本報告內容或外觀之任何未經授權之變更、偽造、竄改皆屬非法，違犯者將會被依法追訴。

**#. WLAN802.11 a/b/g/n(H20) conducted power table:**

Band	Channel	Peak power	Average power
WLAN 802.11 b	2412	17.33	14.67
	2437	17.01	14.49
	2462	16.99	14.52
WLAN 802.11 g	2412	14.77	11.55
	2437	20.08	16.83
	2462	16.42	13.37
WLAN 802.11 n (20M)	2412	13.21	9.8
	2437	18.27	14.91
	2462	15.18	11.65
WLAN 802.11 a	5180	16.11	12.63
	5220	16.07	12.72
	5240	15.95	12.41
WLAN 802.11 a	5260	17.53	14.22
	5300	17.82	14.47
	5320	17.87	14.47
WLAN 802.11 a	5745	17.2	13.57
	5785	16.84	13.31
	5825	16.16	12.62
WLAN 802.11 n (20M)	5180	16.22	12.73
	5220	16.25	12.61
	5240	15.96	12.59
WLAN 802.11 n (20M)	5260	17.8	14.3
	5300	17.93	14.33
	5320	17.89	14.45
WLAN 802.11 n (20M)	5745	17.15	13.91
	5785	16.78	13.47
	5825	16.23	12.76

This document is issued by the Company subject to its General Conditions of Service printed overleaf or available on request and accessible at [www.sgs.com](http://www.sgs.com). Attention is drawn to the limitations of liability, indemnification, and Jurisdictional issued defined therein. Unless otherwise stated, the results shown in this test report refer only to the sample(s) tested. This document cannot be reproduced except in full, without prior approval of Company. Any unauthorized alteration, forgery or falsification of the content or appearance of this report is unlawful and offenders may be prosecuted to the fullest extent of the law. 此報告是遵循本公司訂定之通用服務條款所製作發放，請注意此條款列印於背面，亦可在[www.sgs.com](http://www.sgs.com)中查閱。將本公司之義務，免責，管轄權皆明確規範之。除非另有說明，此報告結果僅對檢驗之樣品負責。本報告未經本公司書面許可，不可部份複製。對本報告內容或外觀之任何未經授權之變更、偽造、竄改皆屬非法，違犯者將會被依法追訴。

#. **Bluetooth conducted power table:**

Band	Channel	Peak power
BDR	2402	-0.30
	2441	0.91
	2480	1.26
EDR	2402	-0.08
	2441	0.92
	2480	1.50

## 1.4 Test Environment

Ambient Temperature :  $22 \pm 2^{\circ} \text{C}$

Tissue Simulating Liquid:  $22 \pm 2^{\circ} \text{C}$

## 1.5 Operation description

### General:

1. The EUT is controlled by using a Radio Communication Tester (Agilent 8960), and the communication between the EUT and the tester is established by air link.
2. Measurements are performed respectively on the lowest, middle and highest channels of the operating band(s). The EUT is set to maximum power level during all tests, and at the beginning of each test the battery is fully charged.
3. During the SAR testing, the DASY5 system checks power drift by comparing the e-field strength of one specific location measured at the beginning with that measured at the end of the SAR testing.
4. Testing Head SAR at lowest, middle and highest channel for all bands with LET/LEC/RET/REC conditions.
5. The testing device support mobile hotspot function (WWAN and Wi-Fi g), the separation distance is **10mm** due to its dimension of testing device (119 mmx 60 mm) is bigger than 9 x 5 cm referred as test guidance of KDB941225D06. (**No need to perform SAR testing with Body worn accessory (15mm separation distance) due to the hotspot mode (10mm separation distance) is**

This document is issued by the Company subject to its General Conditions of Service printed overleaf or available on request and accessible at [www.sgs.com](http://www.sgs.com). Attention is drawn to the limitations of liability, indemnification, and Jurisdictional issued defined therein. Unless otherwise stated, the results shown in this test report refer only to the sample(s) tested. This document cannot be reproduced except in full, without prior approval of Company. Any unauthorized alteration, forgery or falsification of the content or appearance of this report is unlawful and offenders may be prosecuted to the fullest extent of the law. 此報告是遵循本公司訂定之通用服務條款所製作發放，請注意此條款列印於背面，亦可在[www.sgs.com](http://www.sgs.com)中查閱。將本公司之義務，免責，管轄權皆明確規範之。除非另有說明，此報告結果僅對檢驗之樣品負責。本報告未經本公司書面許可，不可部份複製。對本報告內容或外觀之任何未經授權之變更、偽造、竄改皆屬非法，違犯者將會被依法追訴。

**conservative than Body worn accessory mode.)**

Body SAR Test configurations:

Hotspot mode (WWAN and Wi-Fi g)

- (1) Front side
- (2) Back side
- (3) Top side. (WWAN antenna to user distance >25mm\_No need SAR)
- (4) Bottom side. (WLAN antenna to user distance >25mm\_No need SAR)
- (5) Right side. (WLAN antenna to user distance >25mm\_No need SAR)
- (6) Left side.

No support hotspot function (Wi-Fi b/a/n), testing body-worn SAR by separating **10mm** between the backof the EUT and the flat phantom.

**SAR evaluation considerations for handsets with multiple transmitters:**

6. When the maximum transmitter and antenna output power are  $\leq 60/f(\text{GHz})$  (mW) SAR evaluation is typically not required for FCC or TCB approval (BT power=1.50 dBm)
7. According to KDB941225 D03 and KDB941225 D04 to exclude SAR test requirements for EDGE modes due to the source-based time-averaged output power for edge mode is lower than that in the GPRS mode.

**8. Body (Hotsopt mode):**

The highest 1-g SAR for WLAN is 0.223 W/kg (Hotspot mode\_back side), the highest 1-g SAR for WWAN is 1.28W/kg (Hotspot mode\_back side). The sum of 1-g for simultaneous transmitting **WLAN and WWAN antenna pair** is  $0.223+1.28 = 1.503$  W/kg < 1.6 W/kg. According to KDB648474/ KDB447498 /KDB248227 Simultaneous SAR evaluation is not required.

**Head:**

The highest 1-g SAR for WLAN is 0.398 W/kg and the highest 1-g SAR for WWAN is 0.79W/kg. The sum of 1-g for simultaneous transmitting **WLAN and WWAN antenna pair** is  $0.398+0.79= 1.188$  W/kg < 1.6 W/kg. According to KDB648474/ KDB447498 /KDB248227 Simultaneous SAR evaluation is not required.

**Additional configuration(Head):**

This document is issued by the Company subject to its General Conditions of Service printed overleaf or available on request and accessible at [www.sgs.com](http://www.sgs.com). Attention is drawn to the limitations of liability, indemnification, and Jurisdictional issued defined therein. Unless otherwise stated, the results shown in this test report refer only to the sample(s) tested. This document cannot be reproduced except in full, without prior approval of Company. Any unauthorized alteration, forgery or falsification of the content or appearance of this report is unlawful and offenders may be prosecuted to the fullest extent of the law. 此報告是遵循本公司訂定之通用服務條款所製作發放，請注意此條款列印於背面，亦可在[www.sgs.com](http://www.sgs.com)中查閱。將本公司之義務，免責，管轄權皆明確規範之。除非另有說明，此報告結果僅對檢驗之樣品負責。本報告未經本公司書面許可，不可部份複製。對本報告內容或外觀之任何未經授權之變更、偽造、竄改皆屬非法，違犯者將會被依法追訴。

9. For highest SAR configuration in this band repeated with external Memory card inside.

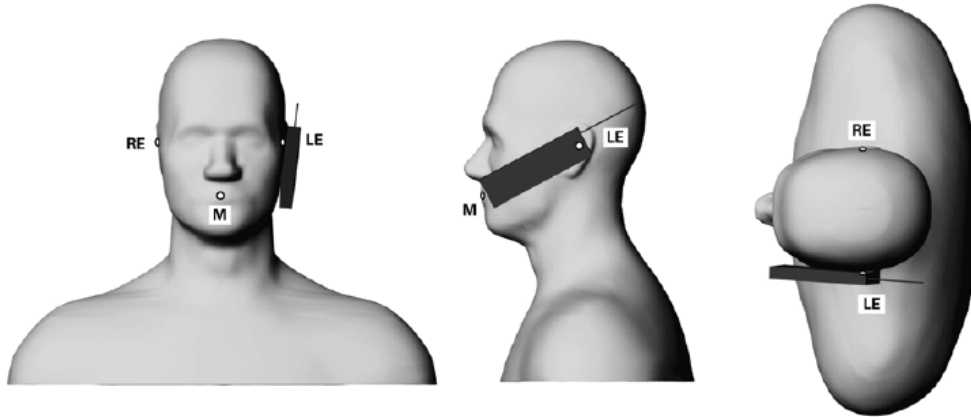
**Additional configuration(Body):**

12. For highest SAR configuration in this band repeated with external Memory card inside.

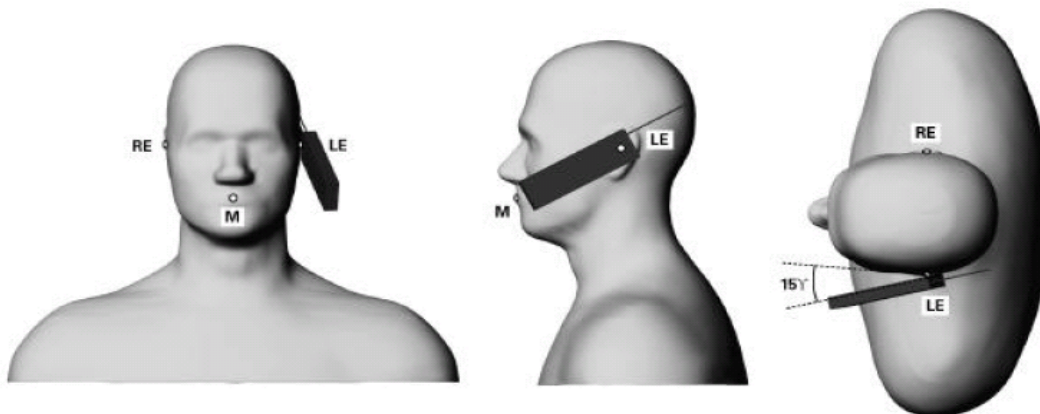
13. For highest SAR configuration in this band repeated with Headset.

This document is issued by the Company subject to its General Conditions of Service printed overleaf or available on request and accessible at [www.sgs.com](http://www.sgs.com). Attention is drawn to the limitations of liability, indemnification, and Jurisdictional issued defined therein. Unless otherwise stated, the results shown in this test report refer only to the sample(s) tested. This document cannot be reproduced except in full, without prior approval of Company. Any unauthorized alteration, forgery or falsification of the content or appearance of this report is unlawful and offenders may be prosecuted to the fullest extent of the law. 此報告是遵循本公司訂定之通用服務條款所製作發放，請注意此條款列印於背面，亦可在[www.sgs.com](http://www.sgs.com)中查閱。將本公司之義務，免責，管轄權皆明確規範之。除非另有說明，此報告結果僅對檢驗之樣品負責。本報告未經本公司書面許可，不可部份複製。對本報告內容或外觀之任何未經授權之變更、偽造、竄改皆屬非法，違犯者將會被依法追訴。

## 1.6 Positioning Procedure



Phone position 1, "cheek" or "touch" position. The reference points for the right ear (RE), left ear (LE) and mouth (M), which define the reference plane for phone positioning.



Phone position 2, "tilted position." The reference points for the right ear (RE), left ear (LE) and mouth (M), which define the reference plane for phone positioning.

Cheek/Touch Position:

The handset was brought toward the mouth of the head phantom by pivoting against the ear reference point until any point of the mouthpiece or keypad touched the phantom.

Ear/Tilt Position:

With the phone aligned in the Cheek/Touch position, the handset was tilted away from the mouth with respect to the test device reference point by 15 degrees.

This document is issued by the Company subject to its General Conditions of Service printed overleaf or available on request and accessible at [www.sgs.com](http://www.sgs.com). Attention is drawn to the limitations of liability, indemnification, and Jurisdictional issued defined therein. Unless otherwise stated, the results shown in this test report refer only to the sample(s) tested. This document cannot be reproduced except in full, without prior approval of Company. Any unauthorized alteration, forgery or falsification of the content or appearance of this report is unlawful and offenders may be prosecuted to the fullest extent of the law. 此報告是遵循本公司訂定之通用服務條款所製作發放，請注意此條款列印於背面，亦可在[www.sgs.com](http://www.sgs.com)中查閱。將本公司之義務，免責，管轄權皆明確規範之。除非另有說明，此報告結果僅對檢驗之樣品負責。本報告未經本公司書面許可，不可部份複製。對本報告內容或外觀之任何未經授權之變更、偽造、竄改皆屬非法，違犯者將會被依法追訴。

## 1.7 EVALUATION PROCEDURES

The entire evaluation of the spatial peak values is performed within the Post-processing engine (SEMCAD). The system always gives the maximum values for the 1 g and 10 g cubes. The algorithm to find the cube with highest averaged SAR is divided into the following stages:

1. The extraction of the measured data (grid and values) from the Zoom Scan.
2. The calculation of the SAR value at every measurement point based on all stored data (A/D values and measurement parameters).
3. The generation of a high-resolution mesh within the measured volume.
4. The interpolation of all measured values from the measurement grid to the high-resolution grid.
5. The extrapolation of the entire 3-D field distribution to the phantom surface over the distance from sensor to surface.
6. The calculation of the averaged SAR within masses of 1g and 10g.

The probe is calibrated at the center of the dipole sensors that is located 1 to 2.7mm away from the probe tip. During measurements, the probe stops shortly above the phantom surface, depending on the probe and the surface detecting system. Both distances are included as parameters in the probe configuration file. The software always knows exactly how far away the measured point is from the surface. As the probe cannot directly measure at the surface, the values between the deepest measured point and the surface must be extrapolated. The angle between the probe axis and the surface normal line is less than 30 degree.

In the Area Scan, the gradient of the interpolation function is evaluated to find all the extreme of the SAR distribution. The uncertainty on the locations of the extreme is less than 1/20 of the grid size. Only local maximum within -2 dB of the global maximum are searched and passed for the Cube Scan measurement. In the Cube Scan, the interpolation function is used to extrapolate the Peak SAR from the lowest measurement points to the inner phantom surface (the extrapolation distance). The uncertainty increases with the extrapolation distance. To keep the uncertainty within 1% for the 1 g and 10 g cubes, the extrapolation distance should not be larger than 5mm.

The maximum search is automatically performed after each area scan measurement. It



is based on splines in two or three dimensions. The procedure can find the maximum for most SAR distributions even with relatively large grid spacing. After the area scanning measurement, the probe is automatically moved to a position at the interpolated maximum. The following scan can directly use this position for reference, e.g., for a finer resolution grid or the cube evaluations. The 1g and 10g peak evaluations are only available for the predefined cube 7x7x7 scans.

The routines are verified and optimized for the grid dimensions used in these cube measurements. The measured volume of 30x30x30mm contains about 30g of tissue. The first procedure is an extrapolation (incl. Boundary correction) to get the points between the lowest measured plane and the surface. The next step uses 3D interpolation to get all points within the measured volume. In the last step, a 1g cube is placed numerically into the volume and its averaged SAR is calculated. This cube is the moved around until the highest averaged SAR is found.

If the highest SAR is found at the edge of the measured volume, the system will issue a warning: higher SAR values might be found outside of the measured volume. In that case the cube measurement can be repeated, using the new interpolated maximum as the center.

## 1.8 The SAR Measurement System

A photograph of the SAR measurement System is given in Fig. a. This SAR Measurement System uses a Computer-controlled 3-D stepper motor system (SPEAG DASY 5 professional system). A Model EX3DV4 field probe is used to determine the internal electric fields. The SAR can be obtained from the equation  $SAR = \sigma (|E_i|^2) / \rho$  where  $\sigma$  and  $\rho$  are the conductivity and mass density of the tissue-simulant.

This document is issued by the Company subject to its General Conditions of Service printed overleaf or available on request and accessible at [www.sgs.com](http://www.sgs.com). Attention is drawn to the limitations of liability, indemnification, and Jurisdictional issued defined therein. Unless otherwise stated, the results shown in this test report refer only to the sample(s) tested. This document cannot be reproduced except in full, without prior approval of Company. Any unauthorized alteration, forgery or falsification of the content or appearance of this report is unlawful and offenders may be prosecuted to the fullest extent of the law. 此報告是遵循本公司訂定之通用服務條款所製作發放，請注意此條款列印於背面，亦可在[www.sgs.com](http://www.sgs.com)中查閱。將本公司之義務，免責，管轄權皆明確規範之。除非另有說明，此報告結果僅對檢驗之樣品負責。本報告未經本公司書面許可，不可部份複製。對本報告內容或外觀之任何未經授權之變更、偽造、竄改皆屬非法，違犯者將會被依法追訴。

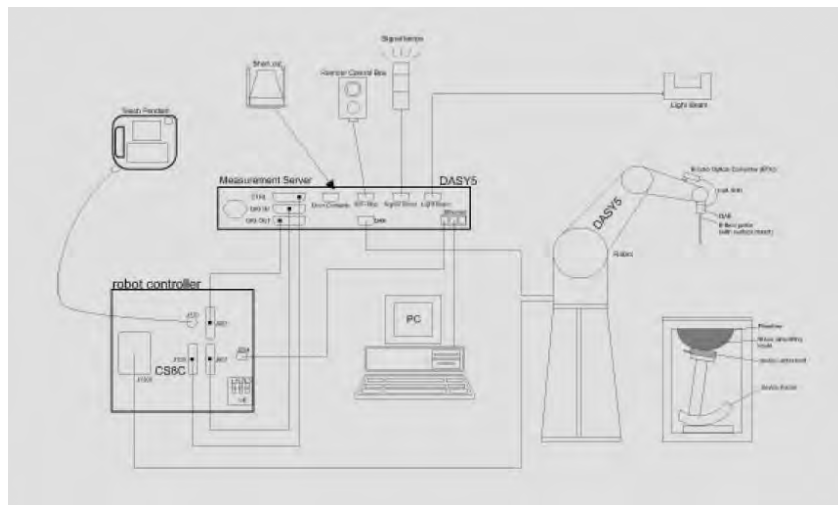


Fig.a The block diagram of SAR system

The DASY5 system for performing compliance tests consists of the following items:


- A standard high precision 6-axis robot (Staubli RX family) with controller, teach pendant and software. An arm extension is for accommodating the data acquisition electronics (DAE).
- A dosimetric probe, i.e., an isotropic E-field probe optimized and calibrated for usage in tissue simulating liquid. The probe is equipped with an optical surface detector system.
- A data acquisition electronics (DAE) which performs the signal amplification, signal multiplexing, AD-conversion, offset measurements, mechanical surface detection, collision detection, etc. The unit is battery powered with standard or rechargeable batteries. The signal is optically transmitted to the EOC.
- The Electro-optical converter (EOC) performs the conversion between optical and electrical of the signals for the digital communication to the DAE and for the analog signal from the optical surface detection. The EOC is connected to the measurement server.
- The function of the measurement server is to perform the time critical tasks such as signal filtering, control of the robot operation and fast movement interrupts.
- A probe alignment unit which improves the (absolute) accuracy of the probe positioning.
- A computer operating Windows 2000 or Windows XP.

This document is issued by the Company subject to its General Conditions of Service printed overleaf or available on request and accessible at [www.sgs.com](http://www.sgs.com). Attention is drawn to the limitations of liability, indemnification, and Jurisdictional issued defined therein. Unless otherwise stated, the results shown in this test report refer only to the sample(s) tested. This document cannot be reproduced except in full, without prior approval of Company. Any unauthorized alteration, forgery or falsification of the content or appearance of this report is unlawful and offenders may be prosecuted to the fullest extent of the law. 此報告是遵循本公司訂定之通用服務條款所製作發放，請注意此條款列印於背面，亦可在[www.sgs.com](http://www.sgs.com)中查閱。將本公司之義務，免責，管轄權皆明確規範之。除非另有說明，此報告結果僅對檢驗之樣品負責。本報告未經本公司書面許可，不可部份複製。對本報告內容或外觀之任何未經授權之變更、偽造、竄改皆屬非法，違犯者將會被依法追訴。

- DASY5 software.
- Remote control with teach pendant and additional circuitry for robot safety such as warning lamps, etc.
- The SAM twin phantom enabling testing left-hand and right-hand usage.
- The device holder for handheld mobile phones.
- Tissue simulating liquid mixed according to the given recipes.
- Validation dipole kits allowing to validate the proper functioning of the system.

## 1.9 System Components

### EX3DV4 E-Field Probe


Construction	Symmetrical design with triangular core Built-in shielding against static charges PEEK enclosure material (resistant to organic solvents, e.g., DGBE)	 <p>EX3DV4 E-Field Probe</p>
Calibration	Basic Broad Band Calibration in air Conversion Factors (CF) for HSL835/1750/1900/2450/5200/5800MHz Additional CF for other liquids and frequencies upon request	
Frequency	10 MHz to > 6 GHz; Linearity: $\pm 0.2$ dB (30 MHz to 6 GHz)	
Directivity	$\pm 0.3$ dB in HSL (rotation around probe axis) $\pm 0.5$ dB in tissue material (rotation normal to probe axis)	
Dynamic Range	10 $\mu$ W/g to > 100 mW/g; Linearity: $\pm 0.2$ dB (noise: typically < 1 $\mu$ W/g)	
Dimensions	Overall length: 330 mm (Tip: 20 mm) Tip diameter: 2.5 mm (Body: 12 mm) Typical distance from probe tip to dipole centers: 1 mm	
Application	High precision dosimetric measurements in any exposure scenario (e.g., very strong gradient fields). Only probe which enables compliance testing for frequencies up to 6 GHz with precision of better 30%.	

This document is issued by the Company subject to its General Conditions of Service printed overleaf or available on request and accessible at [www.sgs.com](http://www.sgs.com). Attention is drawn to the limitations of liability, indemnification, and Jurisdictional issued defined therein. Unless otherwise stated, the results shown in this test report refer only to the sample(s) tested. This document cannot be reproduced except in full, without prior approval of Company. Any unauthorized alteration, forgery or falsification of the content or appearance of this report is unlawful and offenders may be prosecuted to the fullest extent of the law. 此報告是遵循本公司訂定之通用服務條款所製作發放，請注意此條款列印於背面，亦可在[www.sgs.com](http://www.sgs.com)中查閱。將本公司之義務，免責，管轄權皆明確規範之。除非另有說明，此報告結果僅對檢驗之樣品負責。本報告未經本公司書面許可，不可部份複製。對本報告內容或外觀之任何未經授權之變更、偽造、竄改皆屬非法，違犯者將會被依法追訴。

### SAM PHANTOM V4.0C

Construction:	<p>The shell corresponds to the specifications of the Specific Anthropomorphic Mannequin (SAM) phantom defined in IEEE 1528-200X, CENELEC 50361 and IEC 62209.</p> <p>It enables the dosimetric evaluation of left and right hand phone usage as well as body mounted usage at the flat phantom region. A cover prevents evaporation of the liquid. Reference markings on the phantom allow the complete setup of all predefined phantom positions and measurement grids by manually teaching three points with the robot.</p>	
Shell Thickness:	2 ± 0.2 mm	
Filling Volume:	Approx. 25 liters	
Dimensions:	<p>Height: 251 mm;</p> <p>Length: 1000 mm;</p> <p>Width: 500 mm</p>	

### DEVICE HOLDER

Construction	<p>In combination with the Twin SAM Phantom V4.0/V4.0C or Twin SAM, the Mounting Device (made from POM) enables the rotation of the mounted transmitter in spherical coordinates, whereby the rotation point is the ear opening. The devices can be easily and accurately positioned according to IEC, IEEE, CENELEC, FCC or other specifications. The device holder can be locked at different phantom locations (left head, right head, flat phantom).</p>	 <p>Device Holder</p>
--------------	--	--

This document is issued by the Company subject to its General Conditions of Service printed overleaf or available on request and accessible at [www.sgs.com](http://www.sgs.com). Attention is drawn to the limitations of liability, indemnification, and Jurisdictional issued defined therein. Unless otherwise stated, the results shown in this test report refer only to the sample(s) tested. This document cannot be reproduced except in full, without prior approval of Company. Any unauthorized alteration, forgery or falsification of the content or appearance of this report is unlawful and offenders may be prosecuted to the fullest extent of the law. 此報告是遵循本公司訂定之通用服務條款所製作發放，請注意此條款列印於背面，亦可在[www.sgs.com](http://www.sgs.com)中查閱。將本公司之義務，免責，管轄權皆明確規範之。除非另有說明，此報告結果僅對檢驗之樣品負責。本報告未經本公司書面許可，不可部份複製。對本報告內容或外觀之任何未經授權之變更、偽造、竄改皆屬非法，違犯者將會被依法追訴。

## 1.10 SAR System Verification

The microwave circuit arrangement for system verification is sketched in Fig. b. The daily system accuracy verification occurs within the flat section of the SAM phantom. A SAR measurement was performed to see if the measured SAR was within  $\pm 5\%$  from the target SAR values.

These tests were done at 835/1750/1900/2450/5200/5800 MHz. The tests were conducted on the same days as the measurement of the DUT. The obtained results from the system accuracy verification are displayed in the table 1. During the tests, the ambient temperature of the laboratory was in the range  $22.1^{\circ}\text{C}$ , the relative humidity was in the range 62% and the liquid depth above the ear reference points was above 15 cm in all the cases. It is seen that the system is operating within its specification, as the results are within acceptable tolerance of the reference values.

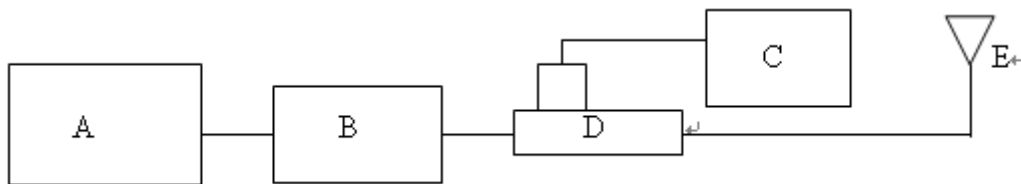



Fig.b The block diagram of system verification

- A. Agilent Model 8648D Signal Generator
- B. Mini circuits Model ZHL-42 Amplifier
- C. Agilent Model U2001B Power Sensor
- D. Agilent Model 777D/778D Dual directional coupling
- E. Reference dipole antenna



Photograph of the dipole Antenna

This document is issued by the Company subject to its General Conditions of Service printed overleaf or available on request and accessible at [www.sgs.com](http://www.sgs.com). Attention is drawn to the limitations of liability, indemnification, and Jurisdictional issued defined therein. Unless otherwise stated, the results shown in this test report refer only to the sample(s) tested. This document cannot be reproduced except in full, without prior approval of Company. Any unauthorized alteration, forgery or falsification of the content or appearance of this report is unlawful and offenders may be prosecuted to the fullest extent of the law. 此報告是遵循本公司訂定之通用服務條款所製作發放，請注意此條款列印於背面，亦可在[www.sgs.com](http://www.sgs.com)中查閱。將本公司之義務，免責，管轄權皆明確規範之。除非另有說明，此報告結果僅對檢驗之樣品負責。本報告未經本公司書面許可，不可部份複製。對本報告內容或外觀之任何未經授權之變更、偽造、竄改皆屬非法，違犯者將會被依法追訴。

Validation Kit	S/N	Frequency (MHz)		Target SAR (1g) (Pin=250mW) (mW/g)	Measured SAR (1g) (mW/g)	Measured Date
D835V2	4d063	835	Head	2.31	2.28	Oct. 27, 2011
			Body	2.43	2.43	Oct. 27, 2011
D1750V2	1008	1750	Head	8.89	9.17	Oct. 28, 2011
			Body	9.04	9.16	Oct. 28, 2011
D1900V2	5d027	1900	Head	10.1	9.71	Oct. 27, 2011
			Body	9.93	9.5	Oct. 27, 2011
D2450V2	727	2450	Head	13.7	13.2	Nov. 1, 2011
			Body	12.7	12.8	Nov. 1, 2011
D5GHzV2	1040	5200	Head	8.13	8.4	Nov. 3, 2011
	1023		Body	7.81	7.83	Nov. 3, 2011
D5GHzV2	1040	5800	Head	7.93	7.91	Nov. 3, 2011
	1023		Body	7.44	7.13	Nov. 3, 2011

Table 1. System validation (follow manufacture target value)

### 1.11 Tissue Simulant Fluid for the Frequency Band

The dielectric properties for this Head-simulant fluid were measured by using the HP Model 85070D Dielectric Probe (rates frequency band 200 MHz to 20 GHz) in conjunction with HP 8753D Network Analyzer (30 KHz-6000MHz).

All dielectric parameters of tissue simulates were measured within 24 hours of SAR measurements. The depth of the tissue simulant in the flat section of the phantom was 15cm±5mm during all tests. (Appendix Fig .2)

Frequency (MHz)	Tissue type	Dielectric Parameters	Recommended Limits	Measured	Measurement date
835	Head	$\rho$	38.38-42.42	41.855	Oct. 27, 2011
		$\sigma$ (S/m)	0.84-0.92	0.868	
		Tissue Temp.(° C)	20-24	21.7	
	Body	$\rho$	51.21-56.60	52.416	Oct. 27, 2011
		$\sigma$ (S/m)	0.95-1.05	0.983	
		Tissue Temp.(° C)	20-24	21.7	
1750	Head	$\rho$	37.43-41.37	41.121	Oct. 28, 2011
		$\sigma$ (S/m)	1.27-1.41	1.392	
		Tissue Temp.(° C)	20-24	21.7	
	Body	$\rho$	49.69-54.92	54.867	Oct. 28, 2011
		$\sigma$ (S/m)	1.37-1.51	1.475	
		Tissue Temp.(° C)	20-24	21.7	
1900	Head	$\rho$	36.96-40.85	40.557	Oct. 27, 2011
		$\sigma$ (S/m)	1.34-1.48	1.424	
		Tissue Temp.(° C)	20-24	21.7	
	Body	$\rho$	48.55-53.66	50.18	Oct. 27, 2011
		$\sigma$ (S/m)	1.44-1.60	1.575	
		Tissue Temp.(° C)	20-24	21.7	
2450	Head	$\rho$	36.77-40.64	37.556	Nov. 1, 2011
		$\sigma$ (S/m)	1.63-1.81	1.797	
		Tissue Temp.(° C)	20-24	21.7	
	Body	$\rho$	48.07-53.13	50.025	Nov. 1, 2011
		$\sigma$ (S/m)	1.81-2.01	1.921	
		Tissue Temp.(° C)	20-24	21.7	
5200	Head	$\rho$	34.01-37.59	35.457	Nov. 3, 2011
		$\sigma$ (S/m)	4.275-4.73	4.582	
		Tissue Temp.(° C)	20-24	21.7	
	Body	$\rho$	44.84-49.56	48.322	Nov. 3, 2011
		$\sigma$ (S/m)	5.13-5.67	5.328	

This document is issued by the Company subject to its General Conditions of Service printed overleaf or available on request and accessible at [www.sgs.com](http://www.sgs.com). Attention is drawn to the limitations of liability, indemnification, and Jurisdictional issued defined therein. Unless otherwise stated, the results shown in this test report refer only to the sample(s) tested. This document cannot be reproduced except in full, without prior approval of Company. Any unauthorized alteration, forgery or falsification of the content or appearance of this report is unlawful and offenders may be prosecuted to the fullest extent of the law. 此報告是遵循本公司訂定之通用服務條款所製作發放，請注意此條款列印於背面，亦可在[www.sgs.com](http://www.sgs.com)中查閱。將本公司之義務，免責，管轄權皆明確規範之。除非另有說明，此報告結果僅對檢驗之樣品負責。本報告未經本公司書面許可，不可部份複製。對本報告內容或外觀之任何未經授權之變更、偽造、竄改皆屬非法，違犯者將會被依法追訴。

Frequency (MHz)	Tissue type	Dielectric Parameters	Recommended Limits	Measured	Measurement date
		Tissue Temp.(° C)	20-24	21.7	
5800	Head	$\rho$	33.06-36.54	34.056	Nov. 3, 2011
		$\sigma$ (S/m)	4.83-5.33	5.29	
		Tissue Temp.(° C)	20-24	21.7	
	Body	$\rho$	43.8-48.41	46.35	Nov. 3, 2011
		$\sigma$ (S/m)	5.87-6.49	6.177	
		Tissue Temp.(° C)	20-24	21.7	

Table 2. Dielectric Parameters of Tissue Simulant Fluid

The composition of the brain tissue simulating liquid:

Frequency (MHz)	Mode	Ingredient						Total amount
		DGMBE	Water	Salt	Preventol D-7	Cellulose	Sugar	
850	Head	—	532.63	18.29	2.40	3.20	765.49	1.0L(Kg)
	Body	—	633.91	11.76	1.20	—	602.12	1.0L(Kg)
1750	Head	444.52	552.42	3.06	—	—	—	1.0L(Kg)
	Body	294.42	701.66	3.92	—	—	—	1.0L(Kg)
1900	Head	445.08	554.12	0.80	—	—	—	1.0L(Kg)
	Body	300.03	697.94	2.03	—	—	—	1.0L(Kg)
2450	Head	450.00	550.00	—	—	—	—	1.0L(Kg)
	Body	313.65	686.35	—	—	—	—	1.0L(Kg)

Table 3. Recipes for tissue simulating liquid (Unit: g)

This document is issued by the Company subject to its General Conditions of Service printed overleaf or available on request and accessible at [www.sgs.com](http://www.sgs.com). Attention is drawn to the limitations of liability, indemnification, and Jurisdictional issued defined therein. Unless otherwise stated, the results shown in this test report refer only to the sample(s) tested. This document cannot be reproduced except in full, without prior approval of Company. Any unauthorized alteration, forgery or falsification of the content or appearance of this report is unlawful and offenders may be prosecuted to the fullest extent of the law. 此報告是遵循本公司訂定之通用服務條款所製作發放，請注意此條款列印於背面，亦可在[www.sgs.com](http://www.sgs.com)中查閱。將本公司之義務，免責，管轄權皆明確規範之。除非另有說明，此報告結果僅對檢驗之樣品負責。本報告未經本公司書面許可，不可部份複製。對本報告內容或外觀之任何未經授權之變更、偽造、竄改皆屬非法，違犯者將會被依法追訴。



## 1.12 Test Standards and Limits

According to FCC 47CFR §2.1093(d) The limits to be used for evaluation are based generally on criteria published by the American National Standards Institute (ANSI) for localized specific absorption rate ("SAR") in Section 4.2 of "IEEE Standard for Safety Levels with Respect to Human Exposure to Radio Frequency Electromagnetic Fields, 3 kHz to 300 GHz," ANSI/IEEE C95.1-1992, Copyright 1992 by the Institute of Electrical and Electronics Engineers, Inc., New York, New York 10017.

These criteria for SAR evaluation are similar to those recommended by the National Council on Radiation Protection and Measurements (NCRP) in "Biological Effects and Exposure Criteria for Radio frequency Electromagnetic Fields," NCRP Report No. 86, Section 17.4.5. Copyright NCRP, 1986, Bethesda, Maryland 20814. SAR is a measure of the rate of energy absorption due to exposure to an RF transmitting source. SAR values have been related to threshold levels for potential biological hazards. The criteria to be used are specified in paragraphs (d)(1) and (d)(2) of this section and shall apply for portable devices transmitting in the frequency range from 100 kHz to 6 GHz. Portable devices that transmit at frequencies above 6 GHz are to be evaluated in terms of the MPE limits specified in § 1.1310 of this chapter.

Measurements and calculations to demonstrate compliance with MPE field strength or power density limits for devices operating above 6 GHz should be made at a minimum distance of 5 cm from the radiating source.

(1) Limits for Occupational/Controlled exposure: 0.4 W/kg as averaged over the whole-body and spatial peak SAR not exceeding 8 W/kg as averaged over any 1 gram of tissue (defined as a tissue volume in the shape of a cube). Exceptions are the hands, wrists, feet and ankles where the spatial peak SAR shall not exceed 20 W/kg, as averaged over an 10 grams of tissue (defined as a tissue volume in the shape of a cube).

Occupational/Controlled limits apply when persons are exposed as a consequence of their employment provided these persons are fully aware of and exercise control over their exposure. Awareness of exposure can be accomplished by use of warning labels or by specific training or education through appropriate means, such as an RF safety

This document is issued by the Company subject to its General Conditions of Service printed overleaf or available on request and accessible at [www.sgs.com](http://www.sgs.com). Attention is drawn to the limitations of liability, indemnification, and Jurisdictional issued defined therein. Unless otherwise stated, the results shown in this test report refer only to the sample(s) tested. This document cannot be reproduced except in full, without prior approval of Company. Any unauthorized alteration, forgery or falsification of the content or appearance of this report is unlawful and offenders may be prosecuted to the fullest extent of the law. 此報告是遵循本公司訂定之通用服務條款所製作發放，請注意此條款列印於背面，亦可在[www.sgs.com](http://www.sgs.com)中查閱。將本公司之義務，免責，管轄權皆明確規範之。除非另有說明，此報告結果僅對檢驗之樣品負責。本報告未經本公司書面許可，不可部份複製。對本報告內容或外觀之任何未經授權之變更、偽造、竄改皆屬非法，違犯者將會被依法追訴。

program in a work environment.

(2) Limits for General Population/Uncontrolled exposure: 0.08 W/kg as averaged over the whole-body and spatial peak SAR not exceeding 1.6 W/kg as averaged over any 1 gram of tissue (defined as a tissue volume in the shape of a cube).

Exceptions are the hands, wrists, feet and ankles where the spatial peak SAR shall not exceed 4 W/kg, as averaged over any 10 grams of tissue (defined as a tissue volume in the shape of a cube).

General Population/Uncontrolled limits apply when the general public may be exposed, or when persons that are exposed as a consequence of their employment may not be fully aware of the potential for exposure or do not exercise control over their exposure.

Warning labels placed on consumer devices such as cellular telephones will not be sufficient reason to allow these devices to be evaluated subject to limits for occupational/controlled exposure in paragraph (d)(1) of this section.(Table .6)

Human Exposure	Uncontrolled Environment General Population	Controlled Environment Occupational
Spatial Peak SAR (Brain)	1.60 m W/g	8.00 m W/g
Spatial Average SAR (Whole Body)	0.08 m W/g	0.40 m W/g
Spatial Peak SAR (Hands/Feet/Ankle/Wrist)	4.00 m W/g	20.00 m W/g

Table 4. RF exposure limits

Notes:

1. Uncontrolled environments are defined as locations where there is potential exposure of individuals who have no knowledge or control of their potential exposure.
2. Controlled environments are defined as locations where there is potential exposure of individuals who have knowledge of their potential exposure and can exercise control over their exposure.

This document is issued by the Company subject to its General Conditions of Service printed overleaf or available on request and accessible at [www.sgs.com](http://www.sgs.com). Attention is drawn to the limitations of liability, indemnification, and Jurisdictional issued defined therein. Unless otherwise stated, the results shown in this test report refer only to the sample(s) tested. This document cannot be reproduced except in full, without prior approval of Company. Any unauthorized alteration, forgery or falsification of the content or appearance of this report is unlawful and offenders may be prosecuted to the fullest extent of the law. 此報告是遵循本公司訂定之通用服務條款所製作發放，請注意此條款列印於背面，亦可在[www.sgs.com](http://www.sgs.com)中查閱。將本公司之義務，免責，管轄權皆明確規範之。除非另有說明，此報告結果僅對檢驗之樣品負責。本報告未經本公司書面許可，不可部份複製。對本報告內容或外觀之任何未經授權之變更、偽造、竄改皆屬非法，違犯者將會被依法追訴。

## 2. Summary of Results

### GSM 850 MHz

Band	Mode	EUT Position	Test Configuration	Averaged SAR over 1g (W/kg)			SAR Limit 1g (W/kg)	
				CH 128	CH 190	CH 251		
				824.20 MHz	836.60 MHz	848.80 MHz		
GSM850	GSM	Right	Cheek	—	0.374	—	1.6	
			Tilt	—	0.258	—	1.6	
		Left	Cheek	0.363	0.402	0.407	1.6	
			Tilt	—	0.240	—	1.6	
	GPRS class 10	Hotspot mode	Front	—	0.621	—	1.6	
			Back	0.985	1.03	0.996	1.6	
			Top	—	—	—	1.6	
			Bottom	—	0.143	—	1.6	
			Right	—	0.404	—	1.6	
			Left	—	0.506	—	1.6	
			GPRS Class 8	Back	—	0.754	—	1.6
				GPRS Class 12	Back	—	0.947	—

- # According to section 6.3.1 and 6.3.1.2 of KDB941225 D03 to exclude SAR test requirements for EDGE modes due to the source-based time-averaged output power (page 7's conducted power table) for edge mode is lower than that in the GPRS mode.
- # According to KDB447498 the 1-g SAR for the highest output channel is less than 0.8 W/kg, where the transmission band corresponding to all channels is  $\leq 100$  MHz, testing for the other channels is not required.

This document is issued by the Company subject to its General Conditions of Service printed overleaf or available on request and accessible at [www.sgs.com](http://www.sgs.com). Attention is drawn to the limitations of liability, indemnification, and Jurisdictional issued defined therein. Unless otherwise stated, the results shown in this test report refer only to the sample(s) tested. This document cannot be reproduced except in full, without prior approval of Company. Any unauthorized alteration, forgery or falsification of the content or appearance of this report is unlawful and offenders may be prosecuted to the fullest extent of the law. 此報告是遵循本公司訂定之通用服務條款所製作發放，請注意此條款列印於背面，亦可在[www.sgs.com](http://www.sgs.com)中查閱。將本公司之義務，免責，管轄權皆明確規範之。除非另有說明，此報告結果僅對檢驗之樣品負責。本報告未經本公司書面許可，不可部份複製。對本報告內容或外觀之任何未經授權之變更、偽造、竄改皆屬非法，違犯者將會被依法追訴。

### PCS 1900 MHz

Band	Mode	EUT Position	Test Configuration	Averaged SAR over 1g (W/kg)			SAR Limit 1g (W/kg)	
				CH 512	CH 661	CH 810		
				1850.20 MHz	1800.00 MHz	1909.80 MHz		
PCS 1900	GSM	Right	Cheek	—	0.273	—	1.6	
			Tilt	—	0.157	—	1.6	
		Left	Cheek	0.233	0.285	0.309	1.6	
			Tilt	—	0.153	—	1.6	
	GPRS class 10	Hotspot mode	Front	—	0.523	—	1.6	
			Back	—	0.563	—	1.6	
			Top	—	—	—	1.6	
			Bottom	—	0.327	—	1.6	
			Right	—	0.158	—	1.6	
			Left	—	0.105	—	1.6	
			GPRS Class 8	Back	—	0.438	—	1.6
				GPRS Class 12	Back	—	0.469	—

- # Using KDB941225 D03 and KDB941225 D04 to exclude SAR test requirements for EDGE modes due to the source-based time-averaged output power for edge mode is lower than that in the GPRS mode.
- # According to KDB447498 the 1-g SAR for the highest output channel is less than 0.8 W/kg, where the transmission band corresponding to all channels is  $\leq 100$  MHz, testing for the other channels is not required.

This document is issued by the Company subject to its General Conditions of Service printed overleaf or available on request and accessible at [www.sgs.com](http://www.sgs.com). Attention is drawn to the limitations of liability, indemnification, and Jurisdictional issued defined therein. Unless otherwise stated, the results shown in this test report refer only to the sample(s) tested. This document cannot be reproduced except in full, without prior approval of Company. Any unauthorized alteration, forgery or falsification of the content or appearance of this report is unlawful and offenders may be prosecuted to the fullest extent of the law. 此報告是遵循本公司訂定之通用服務條款所製作發放，請注意此條款列印於背面，亦可在[www.sgs.com](http://www.sgs.com)中查閱。將本公司之義務，免責，管轄權皆明確規範之。除非另有說明，此報告結果僅對檢驗之樣品負責。本報告未經本公司書面許可，不可部份複製。對本報告內容或外觀之任何未經授權之變更、偽造、竄改皆屬非法，違犯者將會被依法追訴。

### WCDMA Band IV

Band	Mode	EUT Position	Test Configuration	Averaged SAR over 1g (W/kg)			SAR Limit 1g (W/kg)
				CH 1312	CH 1412	CH 1513	
				1712.40 MHz	1732.60 MHz	1752.60 MHz	
WCDMA BAND II	R99	Right	Cheek	0.693	0.605	0.79	1.6
			Cheek - with Memory card	—	—	0.720	1.6
			Tilt	—	0.315	—	1.6
		Left	Cheek	—	0.473	—	1.6
			Tilt	—	0.284	—	1.6
	R99	Hotspot mode	Front	—	0.756	—	1.6
			Back	1.26	1.03	1.13	1.6
			Back - with Memory card	1.17	—	—	1.6
			Back - with Headset	1.28	—	—	1.6
			Top	—	—	—	1.6
			Bottom	—	0.557	—	1.6
			Right	—	0.192	—	1.6
			Left	—	0.140	—	1.6

- # Using KDB941225 D01 to exclude SAR test requirements for HSPA modes due to the maximum average output power of HSPA active is less than 1/4 dB higher than that measured without HSPA using 12.2kbps RMC
- # According to KDB447498 the 1-g SAR for the highest output channel is less than 0.8 W/kg, where the transmission band corresponding to all channels is  $\leq 100$  MHz, testing for the other channels is not required.

This document is issued by the Company subject to its General Conditions of Service printed overleaf or available on request and accessible at [www.sgs.com](http://www.sgs.com). Attention is drawn to the limitations of liability, indemnification, and Jurisdictional issued defined therein. Unless otherwise stated, the results shown in this test report refer only to the sample(s) tested. This document cannot be reproduced except in full, without prior approval of Company. Any unauthorized alteration, forgery or falsification of the content or appearance of this report is unlawful and offenders may be prosecuted to the fullest extent of the law. 此報告是遵循本公司訂定之通用服務條款所製作發放，請注意此條款列印於背面，亦可在[www.sgs.com](http://www.sgs.com)中查閱。將本公司之義務，免責，管轄權皆明確規範之。除非另有說明，此報告結果僅對檢驗之樣品負責。本報告未經本公司書面許可，不可部份複製。對本報告內容或外觀之任何未經授權之變更、偽造、竄改皆屬非法，違犯者將會被依法追訴。

**WLAN802.11 b**

Band	Mode	EUT Position	Test Configuration	Averaged SAR over 1g (W/kg)			SAR Limit 1g (W/kg)
				CH 1	CH 6	CH 11	
				2412 MHz	2437 MHz	2462 MHz	
WLAN 802.11 b	Head	Right	Cheek	—	0.233	—	1.6
			Tilt	0.238	0.252	0.258	1.6
		Left	Cheek	—	0.157	—	1.6
			Tilt	—	0.185	—	1.6
	Hotspot mode		Back	—	0.116	—	1.6

# According to KDB447498 the 1-g SAR for the highest output channel is less than 0.8 W/kg, where the transmission band corresponding to all channels is  $\leq 100$  MHz, testing for the other channels is not required.

This document is issued by the Company subject to its General Conditions of Service printed overleaf or available on request and accessible at [www.sgs.com](http://www.sgs.com). Attention is drawn to the limitations of liability, indemnification, and Jurisdictional issued defined therein. Unless otherwise stated, the results shown in this test report refer only to the sample(s) tested. This document cannot be reproduced except in full, without prior approval of Company. Any unauthorized alteration, forgery or falsification of the content or appearance of this report is unlawful and offenders may be prosecuted to the fullest extent of the law. 此報告是遵循本公司訂定之通用服務條款所製作發放，請注意此條款列印於背面，亦可在[www.sgs.com](http://www.sgs.com)中查閱。將本公司之義務，免責，管轄權皆明確規範之。除非另有說明，此報告結果僅對檢驗之樣品負責。本報告未經本公司書面許可，不可部份複製。對本報告內容或外觀之任何未經授權之變更、偽造、竄改皆屬非法，違犯者將會被依法追訴。

### WLAN802.11 g

Band	Mode	EUT Position	Test Configuration	Averaged SAR over 1g (W/kg)			SAR Limit 1g (W/kg)
				CH 1	CH 6	CH 11	
				2412 MHz	2437 MHz	2462 MHz	
WLAN 802.11 g	Head	Right	Cheek	—	0.365	—	1.6
			Tilt	0.097	0.398	0.182	1.6
			Tilt - with Memory card	—	0.369	—	1.6
		Left	Cheek	—	0.242	—	1.6
			Tilt	—	0.285	—	1.6
			Front	—	0.101	—	1.6
	Hotspot mode	Back	—	0.185	—	1.6	
		Back - with Memory card	—	0.219	—	1.6	
		Back - with headset	—	0.223	—	1.6	
		Top	—	0.110	—	1.6	
		Bottom	—	—	—	1.6	
		Right	—	—	—	1.6	
		Left	—	0.061	—	1.6	

# According to KDB447498 the 1-g SAR for the highest output channel is less than 0.8 W/kg, where the transmission band corresponding to all channels is  $\leq 100$  MHz, testing for the other channels is not required.

### WLAN802.11 n (20M)

Band	Mode	EUT Position	Test Configuration	Averaged SAR over 1g (W/kg)			SAR Limit 1g (W/kg)
				CH 1	CH 6	CH 11	
				2412 MHz	2437 MHz	2462 MHz	
WLAN 802.11 n (20M)	Head	Right	Cheek	—	0.217	—	1.6
			Tilt	0.069	0.231	0.147	1.6
		Left	Cheek	—	0.149	—	1.6
			Tilt	—	0.169	—	1.6
	Hotspot mode		Back	—	0.147	—	1.6

# According to KDB447498 the 1-g SAR for the highest output channel is less than 0.8 W/kg, where the transmission band corresponding to all channels is  $\leq 100$  MHz, testing for the other channels is not required.

This document is issued by the Company subject to its General Conditions of Service printed overleaf or available on request and accessible at [www.sgs.com](http://www.sgs.com). Attention is drawn to the limitations of liability, indemnification, and Jurisdictional issued defined therein. Unless otherwise stated, the results shown in this test report refer only to the sample(s) tested. This document cannot be reproduced except in full, without prior approval of Company. Any unauthorized alteration, forgery or falsification of the content or appearance of this report is unlawful and offenders may be prosecuted to the fullest extent of the law. 此報告是遵循本公司訂定之通用服務條款所製作發放，請注意此條款列印於背面，亦可在[www.sgs.com](http://www.sgs.com)中查閱。將本公司之義務，免責，管轄權皆明確規範之。除非另有說明，此報告結果僅對檢驗之樣品負責。本報告未經本公司書面許可，不可部份複製。對本報告內容或外觀之任何未經授權之變更、偽造、竄改皆屬非法，違犯者將會被依法追訴。



### WLAN802.11 a 5.2G

Band	Mode	EUT Position	Test Configuration	Averaged SAR over 1g (W/kg)				SAR Limit 1g (W/kg)
				CH 36	CH 48	CH 52	CH 64	
				5180 MHz	5240 MHz	5260 MHz	5320 MHz	
WLAN 802.11 a 5.2G	Head	Right	Cheek	—	—	—	0.055	1.6
			Tilt	—	—	—	0.067	1.6
		Left	Cheek	0.045	0.035	0.054	0.224	1.6
			Tilt	—	—	—	0.049	1.6
	Hotspot mode		Back	—	—	—	0.037	1.6

# According to KDB447498 the 1-g SAR for the highest output channel is less than 0.8 W/kg, where the transmission band corresponding to all channels is  $\leq 100$  MHz, testing for the other channels is not required.

This document is issued by the Company subject to its General Conditions of Service printed overleaf or available on request and accessible at [www.sgs.com](http://www.sgs.com). Attention is drawn to the limitations of liability, indemnification, and Jurisdictional issued defined therein. Unless otherwise stated, the results shown in this test report refer only to the sample(s) tested. This document cannot be reproduced except in full, without prior approval of Company. Any unauthorized alteration, forgery or falsification of the content or appearance of this report is unlawful and offenders may be prosecuted to the fullest extent of the law. 此報告是遵循本公司訂定之通用服務條款所製作發放，請注意此條款列印於背面，亦可在[www.sgs.com](http://www.sgs.com)中查閱。將本公司之義務，免責，管轄權皆明確規範之。除非另有說明，此報告結果僅對檢驗之樣品負責。本報告未經本公司書面許可，不可部份複製。對本報告內容或外觀之任何未經授權之變更、偽造、竄改皆屬非法，違犯者將會被依法追訴。

### WLAN802.11 n (20m) 5.2G

Band	Mode	EUT Position	Test Configuration	Averaged SAR over 1g (W/kg)				SAR Limit 1g (W/kg)
				CH 36	CH 48	CH 52	CH 64	
				5180 MHz	5240 MHz	5260 MHz	5320 MHz	
WLAN 802.11 n (20m) 5.2G	Head	Right	Cheek	—	—	—	0.051	1.6
			Tilt	0.050	0.027	0.049	0.053	1.6
		Left	Cheek	—	—	—	0.045	1.6
			Tilt	—	—	—	0.042	1.6
	Hotspot mode		Back	—	—	—	0.038	1.6

# According to KDB447498 the 1-g SAR for the highest output channel is less than 0.8 W/kg, where the transmission band corresponding to all channels is  $\leq 100$  MHz, testing for the other channels is not required.

This document is issued by the Company subject to its General Conditions of Service printed overleaf or available on request and accessible at [www.sgs.com](http://www.sgs.com). Attention is drawn to the limitations of liability, indemnification, and Jurisdictional issued defined therein. Unless otherwise stated, the results shown in this test report refer only to the sample(s) tested. This document cannot be reproduced except in full, without prior approval of Company. Any unauthorized alteration, forgery or falsification of the content or appearance of this report is unlawful and offenders may be prosecuted to the fullest extent of the law. 此報告是遵循本公司訂定之通用服務條款所製作發放，請注意此條款列印於背面，亦可在[www.sgs.com](http://www.sgs.com)中查閱。將本公司之義務，免責，管轄權皆明確規範之。除非另有說明，此報告結果僅對檢驗之樣品負責。本報告未經本公司書面許可，不可部份複製。對本報告內容或外觀之任何未經授權之變更、偽造、竄改皆屬非法，違犯者將會被依法追訴。

### WLAN802.11 a 5.8G

Band	Mode	EUT Position	Test Configuration	Averaged SAR over 1g (W/kg)			SAR Limit 1g (W/kg)
				CH 149	CH 157	CH 165	
				5745 MHz	5785 MHz	5825 MHz	
WLAN 802.11 n 5.8G	Head	Right	Cheek	0.090	—	—	1.6
			Tilt	0.130	—	—	1.6
		Left	Cheek	0.110	—	—	1.6
			Tilt	0.139	0.154	0.194	1.6
	Hotspot mode	Back	0.130	—	—	1.6	

# According to KDB447498 the 1-g SAR for the highest output channel is less than 0.8 W/kg, where the transmission band corresponding to all channels is  $\leq 100$  MHz, testing for the other channels is not required.

This document is issued by the Company subject to its General Conditions of Service printed overleaf or available on request and accessible at [www.sgs.com](http://www.sgs.com). Attention is drawn to the limitations of liability, indemnification, and Jurisdictional issued defined therein. Unless otherwise stated, the results shown in this test report refer only to the sample(s) tested. This document cannot be reproduced except in full, without prior approval of Company. Any unauthorized alteration, forgery or falsification of the content or appearance of this report is unlawful and offenders may be prosecuted to the fullest extent of the law. 此報告是遵循本公司訂定之通用服務條款所製作發放，請注意此條款列印於背面，亦可在[www.sgs.com](http://www.sgs.com)中查閱。將本公司之義務，免責，管轄權皆明確規範之。除非另有說明，此報告結果僅對檢驗之樣品負責。本報告未經本公司書面許可，不可部份複製。對本報告內容或外觀之任何未經授權之變更、偽造、竄改皆屬非法，違犯者將會被依法追訴。

### WLAN802.11 n (20m) 5.8G

Band	Mode	EUT Position	Test Configuration	Averaged SAR over 1g (W/kg)			SAR Limit 1g (W/kg)
				CH 149	CH 157	CH 165	
				5745 MHz	5785 MHz	5825 MHz	
WLAN 802.11 n (20m) 5.8G	Head	Right	Cheek	0.106	—	—	1.6
			Tilt	0.133	0.168	0.195	1.6
		Left	Cheek	0.113	—	—	1.6
			Tilt	0.113	—	—	1.6
	Hotspot mode	Back	0.165	—	—	1.6	

# According to KDB447498 the 1-g SAR for the highest output channel is less than 0.8 W/kg, where the transmission band corresponding to all channels is  $\leq 100$  MHz, testing for the other channels is not required.

This document is issued by the Company subject to its General Conditions of Service printed overleaf or available on request and accessible at [www.sgs.com](http://www.sgs.com). Attention is drawn to the limitations of liability, indemnification, and Jurisdictional issued defined therein. Unless otherwise stated, the results shown in this test report refer only to the sample(s) tested. This document cannot be reproduced except in full, without prior approval of Company. Any unauthorized alteration, forgery or falsification of the content or appearance of this report is unlawful and offenders may be prosecuted to the fullest extent of the law. 此報告是遵循本公司訂定之通用服務條款所製作發放，請注意此條款列印於背面，亦可在[www.sgs.com](http://www.sgs.com)中查閱。將本公司之義務，免責，管轄權皆明確規範之。除非另有說明，此報告結果僅對檢驗之樣品負責。本報告未經本公司書面許可，不可部份複製。對本報告內容或外觀之任何未經授權之變更、偽造、竄改皆屬非法，違犯者將會被依法追訴。

### 3. Instruments List

Device	Manufacturer	Type	Serial number	Date of last calibration	Date of next calibration
Dosimetric E-Field Probe	Schmid & Partner Engineering AG	EX3DV4	3661	Jan.24.2011	Jan.23.2012
			3770	Apr.19.2011	Apr.18.2012
835/1750/1900/2450/5200/5800 MHz System Validation Dipole	Schmid & Partner Engineering AG	D835V2	4d063	May.25.2011	May.24.2012
		D1750V2	1008	May.24.2011	May.23.2012
		D1900V2	5d027	Apr.19.2011	Apr.18.2012
		D2450V2	727	Apr.19.2011	Apr.18.2012
		D5GHzV2	1023	Jan.19.2011	Jan.18.2012
			1040	Jun.21.2011	Jun.22.2012
Data acquisition Electronics	Schmid & Partner Engineering AG	DAE4	856	May.18.2011	May.17.2012
Software	Schmid & Partner Engineering AG	DASY 5 V52.6	N/A	Calibration not required	
Phantom	Schmid & Partner Engineering AG	SAM	N/A	Calibration not required	
Network Analyzer	HP	8753D	3410A05547	Mar.16.2011	Mar.15.2012
Dielectric Probe Kit	HP	85070D	US01440168	Calibration not required	
Dual-directional coupler	Agilent	778D	50313	Aug.19.2011	Aug.18.2012
		777D	50114	Aug.18.2011	Aug.17.2012
RF Signal Generator	Agilent	8648D	3847M00432	Jun.01.2011	May.31.2012
Power Sensor	Agilent	U2001B	MY48100169	Apr.28.2011	Apr.27.2012
Radio Communication Test	Agilent	E5515C	GB44051912	Jul.27.2010	Jul.26.2012

This document is issued by the Company subject to its General Conditions of Service printed overleaf or available on request and accessible at [www.sgs.com](http://www.sgs.com). Attention is drawn to the limitations of liability, indemnification, and Jurisdictional issued defined therein. Unless otherwise stated, the results shown in this test report refer only to the sample(s) tested. This document cannot be reproduced except in full, without prior approval of Company. Any unauthorized alteration, forgery or falsification of the content or appearance of this report is unlawful and offenders may be prosecuted to the fullest extent of the law. 此報告是遵循本公司訂定之通用服務條款所製作發放，請注意此條款列印於背面，亦可在[www.sgs.com](http://www.sgs.com)中查閱。將本公司之義務，免責，管轄權皆明確規範之。除非另有說明，此報告結果僅對檢驗之樣品負責。本報告未經本公司書面許可，不可部份複製。對本報告內容或外觀之任何未經授權之變更、偽造、竄改皆屬非法，違犯者將會被依法追訴。

## 4. Measurements

Date: 10/27/2011

### RE Cheek\_CH190

Communication System: Generic GSM; Frequency: 836.6 MHz

Medium parameters used:  $f = 837$  MHz;  $\sigma = 0.869$  mho/m;  $\epsilon_r = 41.846$ ;  $\rho = 1000$  kg/m<sup>3</sup>

Phantom section: Right Section

Measurement Standard: DASYS (IEEE/IEC/ANSI C63.19-2007)

DASY5 Configuration:

- Probe: EX3DV4 - SN3770; ConvF(9.25, 9.25, 9.25); Calibrated: 4/19/2011
- Sensor-Surface: 2mm (Mechanical Surface Detection)
- Electronics: DAE4 Sn856; Calibrated: 5/18/2011
- Phantom: SAM2; Type: SAM
- Measurement SW: DASY52, Version 52.6 (2); SEMCAD X Version 14.4.5 (3634)

### Configuration/RE Cheek/Area Scan (71x111x1): Measurement grid:

$dx=15$ mm,  $dy=15$ mm

Maximum value of SAR (interpolated) = 0.431 mW/g

### Configuration/RE Cheek/Zoom Scan (7x7x7) (7x7x7)/Cube 0:

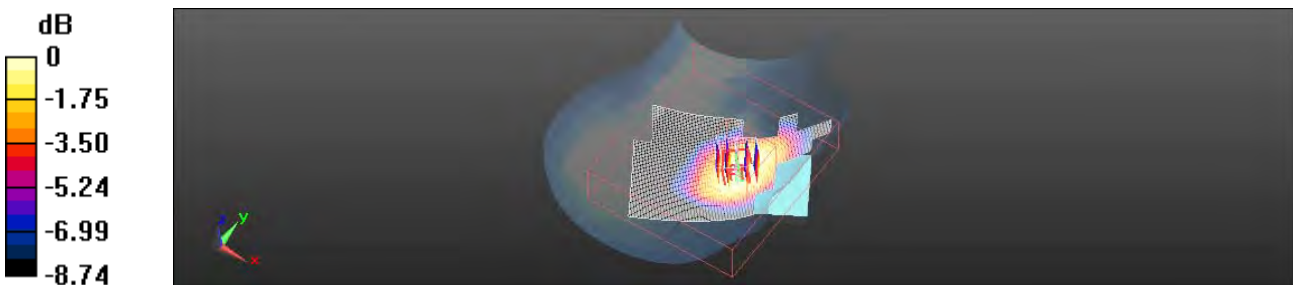
Measurement grid:  $dx=8$ mm,  $dy=8$ mm,  $dz=5$ mm

Reference Value = 7.049 V/m; Power Drift = -0.06 dB

Peak SAR (extrapolated) = 0.466 W/kg

**SAR(1 g) = 0.374 mW/g; SAR(10 g) = 0.279 mW/g**

Maximum value of SAR (measured) = 0.425 mW/g



0 dB = 0.430mW/g

This document is issued by the Company subject to its General Conditions of Service printed overleaf or available on request and accessible at [www.sgs.com](http://www.sgs.com). Attention is drawn to the limitations of liability, indemnification, and Jurisdictional issued defined therein. Unless otherwise stated, the results shown in this test report refer only to the sample(s) tested. This document cannot be reproduced except in full, without prior approval of Company. Any unauthorized alteration, forgery or falsification of the content or appearance of this report is unlawful and offenders may be prosecuted to the fullest extent of the law. 此報告是遵循本公司訂定之通用服務條款所製作發放，請注意此條款列印於背面，亦可在[www.sgs.com](http://www.sgs.com)中查閱。將本公司之義務，免責，管轄權皆明確規範之。除非另有說明，此報告結果僅對檢驗之樣品負責。本報告未經本公司書面許可，不可部份複製。對本報告內容或外觀之任何未經授權之變更、偽造、竄改皆屬非法，違犯者將會被依法追訴。

Date: 10/27/2011

## RE Tilt\_CH190

Communication System: Generic GSM; Frequency: 836.6 MHz

Medium parameters used:  $f = 837$  MHz;  $\sigma = 0.869$  mho/m;  $\epsilon_r = 41.846$ ;  $\rho = 1000$  kg/m<sup>3</sup>

Phantom section: Right Section

Measurement Standard: DASYS (IEEE/IEC/ANSI C63.19-2007)

DASY5 Configuration:

- Probe: EX3DV4 - SN3770; ConvF(9.25, 9.25, 9.25); Calibrated: 4/19/2011
- Sensor-Surface: 2mm (Mechanical Surface Detection)
- Electronics: DAE4 Sn856; Calibrated: 5/18/2011
- Phantom: SAM2; Type: SAM
- Measurement SW: DASY52, Version 52.6 (2); SEMCAD X Version 14.4.5 (3634)

**Configuration/RE Tilt/Area Scan (71x111x1):** Measurement grid: dx=15mm, dy=15mm

Maximum value of SAR (interpolated) = 0.304 mW/g

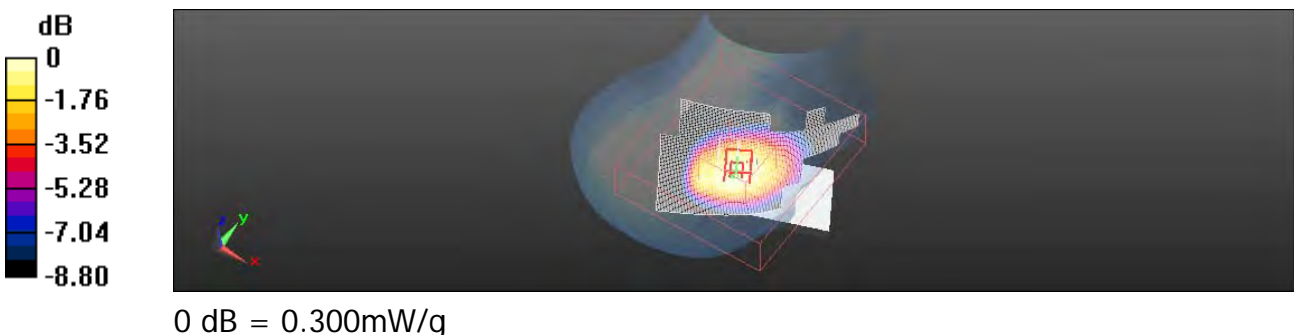
**Configuration/RE Tilt/Zoom Scan (7x7x7) (7x7x7)/Cube 0:** Measurement grid: dx=8mm, dy=8mm, dz=5mm

Reference Value = 13.610 V/m; Power Drift = -0.07 dB

Peak SAR (extrapolated) = 0.327 W/kg

**SAR(1 g) = 0.258 mW/g; SAR(10 g) = 0.193 mW/g**

Maximum value of SAR (measured) = 0.300 mW/g



This document is issued by the Company subject to its General Conditions of Service printed overleaf or available on request and accessible at [www.sgs.com](http://www.sgs.com). Attention is drawn to the limitations of liability, indemnification, and Jurisdictional issued defined therein. Unless otherwise stated, the results shown in this test report refer only to the sample(s) tested. This document cannot be reproduced except in full, without prior approval of Company. Any unauthorized alteration, forgery or falsification of the content or appearance of this report is unlawful and offenders may be prosecuted to the fullest extent of the law. 此報告是遵循本公司訂定之通用服務條款所製作發放，請注意此條款列印於背面，亦可在[www.sgs.com](http://www.sgs.com)中查閱。將本公司之義務，免責，管轄權皆明確規範之。除非另有說明，此報告結果僅對檢驗之樣品負責。本報告未經本公司書面許可，不可部份複製。對本報告內容或外觀之任何未經授權之變更、偽造、竄改皆屬非法，違犯者將會被依法追訴。

Date: 10/27/2011

## LE Cheek\_CH128

Communication System: Generic GSM; Frequency: 824.2 MHz

Medium parameters used:  $f = 824.2$  MHz;  $\sigma = 0.86$  mho/m;  $\epsilon_r = 41.893$ ;  $\rho = 1000$  kg/m<sup>3</sup>

Phantom section: Left Section

Measurement Standard: DASYS5 (IEEE/IEC/ANSI C63.19-2007)

DASY5 Configuration:

- Probe: EX3DV4 - SN3770; ConvF(9.25, 9.25, 9.25); Calibrated: 4/19/2011
- Sensor-Surface: 2mm (Mechanical Surface Detection)
- Electronics: DAE4 Sn856; Calibrated: 5/18/2011
- Phantom: SAM2; Type: SAM
- Measurement SW: DASY52, Version 52.6 (2); SEMCAD X Version 14.4.5 (3634)

### Configuration/LE Cheek/Area Scan (71x111x1): Measurement grid:

$dx=15$ mm,  $dy=15$ mm

Maximum value of SAR (interpolated) = 0.420 mW/g

### Configuration/LE Cheek/Zoom Scan (7x7x7) (7x7x7)/Cube 0:

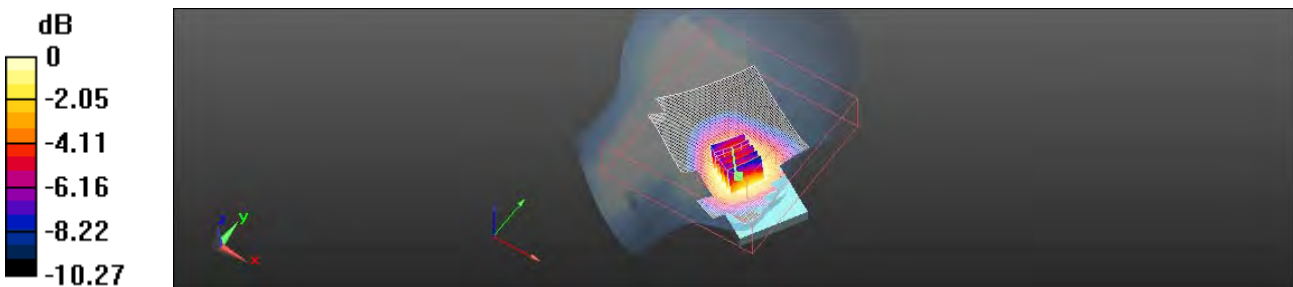
Measurement grid:  $dx=8$ mm,  $dy=8$ mm,  $dz=5$ mm

Reference Value = 7.992 V/m; Power Drift = -0.08 dB

Peak SAR (extrapolated) = 0.451 W/kg

**SAR(1 g) = 0.363 mW/g; SAR(10 g) = 0.275 mW/g**

Maximum value of SAR (measured) = 0.409 mW/g



0 dB = 0.410mW/g

This document is issued by the Company subject to its General Conditions of Service printed overleaf or available on request and accessible at [www.sgs.com](http://www.sgs.com). Attention is drawn to the limitations of liability, indemnification, and Jurisdictional issued defined therein. Unless otherwise stated, the results shown in this test report refer only to the sample(s) tested. This document cannot be reproduced except in full, without prior approval of Company. Any unauthorized alteration, forgery or falsification of the content or appearance of this report is unlawful and offenders may be prosecuted to the fullest extent of the law. 此報告是遵循本公司訂定之通用服務條款所製作發放，請注意此條款列印於背面，亦可在[www.sgs.com](http://www.sgs.com)中查閱。將本公司之義務，免責，管轄權皆明確規範之。除非另有說明，此報告結果僅對檢驗之樣品負責。本報告未經本公司書面許可，不可部份複製。對本報告內容或外觀之任何未經授權之變更、偽造、竄改皆屬非法，違犯者將會被依法追訴。



Date: 10/27/2011

## LE Cheek\_CH190

Communication System: Generic GSM; Frequency: 836.6 MHz

Medium parameters used:  $f = 837$  MHz;  $\sigma = 0.869$  mho/m;  $\epsilon_r = 41.846$ ;  $\rho = 1000$  kg/m<sup>3</sup>

Phantom section: Left Section

Measurement Standard: DASYS (IEEE/IEC/ANSI C63.19-2007)

DASY5 Configuration:

- Probe: EX3DV4 - SN3770; ConvF(9.25, 9.25, 9.25); Calibrated: 4/19/2011
- Sensor-Surface: 2mm (Mechanical Surface Detection)
- Electronics: DAE4 Sn856; Calibrated: 5/18/2011
- Phantom: SAM2; Type: SAM
- Measurement SW: DASY52, Version 52.6 (2); SEMCAD X Version 14.4.5 (3634)

### Configuration/LE Cheek/Area Scan (71x111x1): Measurement grid:

$dx=15$ mm,  $dy=15$ mm

Maximum value of SAR (interpolated) = 0.467 mW/g

### Configuration/LE Cheek/Zoom Scan (7x7x7) (7x7x7)/Cube 0:

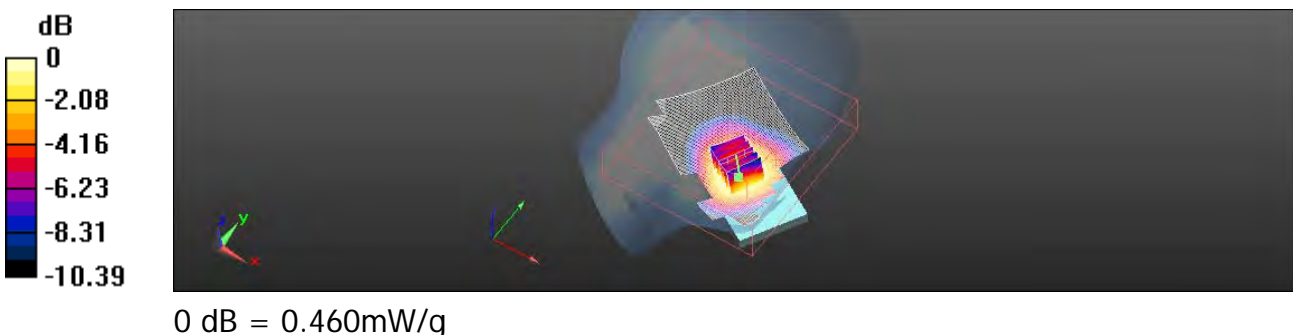
Measurement grid:  $dx=8$ mm,  $dy=8$ mm,  $dz=5$ mm

Reference Value = 8.365 V/m; Power Drift = -0.16 dB

Peak SAR (extrapolated) = 0.502 W/kg

**SAR(1 g) = 0.402 mW/g; SAR(10 g) = 0.303 mW/g**

Maximum value of SAR (measured) = 0.456 mW/g



This document is issued by the Company subject to its General Conditions of Service printed overleaf or available on request and accessible at [www.sgs.com](http://www.sgs.com). Attention is drawn to the limitations of liability, indemnification, and Jurisdictional issued defined therein. Unless otherwise stated, the results shown in this test report refer only to the sample(s) tested. This document cannot be reproduced except in full, without prior approval of Company. Any unauthorized alteration, forgery or falsification of the content or appearance of this report is unlawful and offenders may be prosecuted to the fullest extent of the law. 此報告是遵循本公司訂定之通用服務條款所製作發放，請注意此條款列印於背面，亦可在[www.sgs.com](http://www.sgs.com)中查閱。將本公司之義務，免責，管轄權皆明確規範之。除非另有說明，此報告結果僅對檢驗之樣品負責。本報告未經本公司書面許可，不可部份複製。對本報告內容或外觀之任何未經授權之變更、偽造、竄改皆屬非法，違犯者將會被依法追訴。

Date: 10/27/2011

## LE Cheek\_CH251

Communication System: Generic GSM; Frequency: 848.6 MHz

Medium parameters used:  $f = 849$  MHz;  $\sigma = 0.879$  mho/m;  $\epsilon_r = 41.77$ ;  $\rho = 1000$  kg/m<sup>3</sup>

Phantom section: Left Section

Measurement Standard: DASYS (IEEE/IEC/ANSI C63.19-2007)

DASY5 Configuration:

- Probe: EX3DV4 - SN3770; ConvF(9.25, 9.25, 9.25); Calibrated: 4/19/2011
- Sensor-Surface: 2mm (Mechanical Surface Detection)
- Electronics: DAE4 Sn856; Calibrated: 5/18/2011
- Phantom: SAM2; Type: SAM
- Measurement SW: DASY52, Version 52.6 (2); SEMCAD X Version 14.4.5 (3634)

### Configuration/LE Cheek/Area Scan (71x111x1): Measurement grid:

$dx=15$ mm,  $dy=15$ mm

Maximum value of SAR (interpolated) = 0.476 mW/g

### Configuration/LE Cheek/Zoom Scan (7x7x7) (7x7x7)/Cube 0:

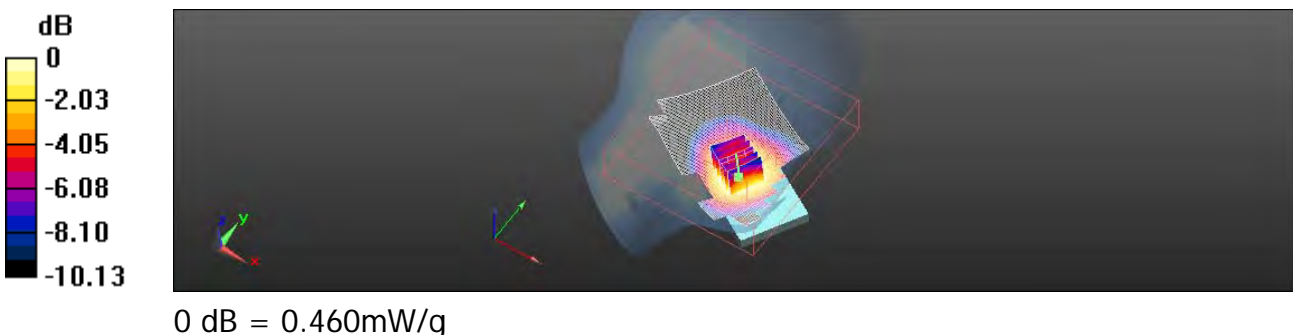
Measurement grid:  $dx=8$ mm,  $dy=8$ mm,  $dz=5$ mm

Reference Value = 8.088 V/m; Power Drift = -0.05 dB

Peak SAR (extrapolated) = 0.510 W/kg

**SAR(1 g) = 0.407 mW/g; SAR(10 g) = 0.307 mW/g**

Maximum value of SAR (measured) = 0.462 mW/g



This document is issued by the Company subject to its General Conditions of Service printed overleaf or available on request and accessible at [www.sgs.com](http://www.sgs.com). Attention is drawn to the limitations of liability, indemnification, and Jurisdictional issued defined therein. Unless otherwise stated, the results shown in this test report refer only to the sample(s) tested. This document cannot be reproduced except in full, without prior approval of Company. Any unauthorized alteration, forgery or falsification of the content or appearance of this report is unlawful and offenders may be prosecuted to the fullest extent of the law. 此報告是遵循本公司訂定之通用服務條款所製作發放，請注意此條款列印於背面，亦可在[www.sgs.com](http://www.sgs.com)中查閱。將本公司之義務，免責，管轄權皆明確規範之。除非另有說明，此報告結果僅對檢驗之樣品負責。本報告未經本公司書面許可，不可部份複製。對本報告內容或外觀之任何未經授權之變更、偽造、竄改皆屬非法，違犯者將會被依法追訴。

Date: 10/27/2011

## LE Tilt\_CH190

Communication System: Generic GSM; Frequency: 836.6 MHz

Medium parameters used:  $f = 837$  MHz;  $\sigma = 0.869$  mho/m;  $\epsilon_r = 41.846$ ;  $\rho = 1000$  kg/m<sup>3</sup>

Phantom section: Left Section

Measurement Standard: DASYS (IEEE/IEC/ANSI C63.19-2007)

DASY5 Configuration:

- Probe: EX3DV4 - SN3770; ConvF(9.25, 9.25, 9.25); Calibrated: 4/19/2011
- Sensor-Surface: 2mm (Mechanical Surface Detection)
- Electronics: DAE4 Sn856; Calibrated: 5/18/2011
- Phantom: SAM2; Type: SAM
- Measurement SW: DASY52, Version 52.6 (2); SEMCAD X Version 14.4.5 (3634)

**Configuration/LE Tilt/Area Scan (71x111x1):** Measurement grid: dx=15mm, dy=15mm

Maximum value of SAR (interpolated) = 0.280 mW/g


**Configuration/LE Tilt/Zoom Scan (7x7x7) (7x7x7)/Cube 0:** Measurement grid: dx=8mm, dy=8mm, dz=5mm

Reference Value = 13.965 V/m; Power Drift = -0.08 dB

Peak SAR (extrapolated) = 0.304 W/kg

**SAR(1 g) = 0.240 mW/g; SAR(10 g) = 0.180 mW/g**

Maximum value of SAR (measured) = 0.278 mW/g



This document is issued by the Company subject to its General Conditions of Service printed overleaf or available on request and accessible at [www.sgs.com](http://www.sgs.com). Attention is drawn to the limitations of liability, indemnification, and Jurisdictional issued defined therein. Unless otherwise stated, the results shown in this test report refer only to the sample(s) tested. This document cannot be reproduced except in full, without prior approval of Company. Any unauthorized alteration, forgery or falsification of the content or appearance of this report is unlawful and offenders may be prosecuted to the fullest extent of the law. 此報告是遵循本公司訂定之通用服務條款所製作發放，請注意此條款列印於背面，亦可在[www.sgs.com](http://www.sgs.com)中查閱。將本公司之義務，免責，管轄權皆明確規範之。除非另有說明，此報告結果僅對檢驗之樣品負責。本報告未經本公司書面許可，不可部份複製。對本報告內容或外觀之任何未經授權之變更、偽造、竄改皆屬非法，違犯者將會被依法追訴。

Date: 10/27/2011

## Hotspot mode\_Front side\_CH190

Communication System: GPRS(Class 10); Frequency: 836.6 MHz

Medium parameters used:  $f = 837$  MHz;  $\sigma = 0.985$  mho/m;  $\epsilon_r = 52.396$ ;  $\rho = 1000$  kg/m<sup>3</sup>

Phantom section: Flat Section

Measurement Standard: DASYS (IEEE/IEC/ANSI C63.19-2007)

DASY5 Configuration:

- Probe: EX3DV4 - SN3770; ConvF(9.3, 9.3, 9.3); Calibrated: 4/19/2011
- Sensor-Surface: 2mm (Mechanical Surface Detection)
- Electronics: DAE4 Sn856; Calibrated: 5/18/2011
- Phantom: SAM2; Type: SAM
- Measurement SW: DASY52, Version 52.6 (2); SEMCAD X Version 14.4.5 (3634)

**Configuration/Body/Area Scan (71x111x1):** Measurement grid: dx=15mm, dy=15mm

Maximum value of SAR (interpolated) = 0.761 mW/g

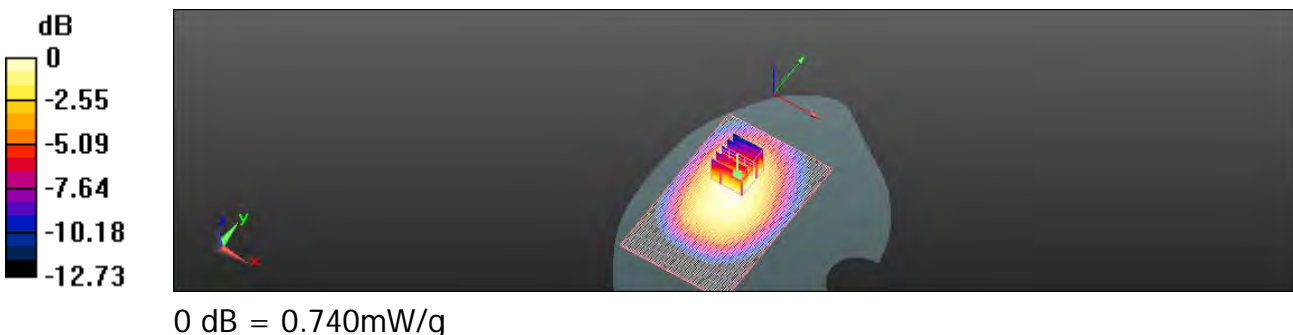
**Configuration/Body/Zoom Scan (7x7x7) (7x7x7)/Cube 0:** Measurement grid: dx=8mm, dy=8mm, dz=5mm

Reference Value = 16.535 V/m; Power Drift = -0.19 dB

Peak SAR (extrapolated) = 0.830 W/kg

**SAR(1 g) = 0.621 mW/g; SAR(10 g) = 0.456 mW/g**

Maximum value of SAR (measured) = 0.736 mW/g



This document is issued by the Company subject to its General Conditions of Service printed overleaf or available on request and accessible at [www.sgs.com](http://www.sgs.com). Attention is drawn to the limitations of liability, indemnification, and Jurisdictional issued defined therein. Unless otherwise stated, the results shown in this test report refer only to the sample(s) tested. This document cannot be reproduced except in full, without prior approval of Company. Any unauthorized alteration, forgery or falsification of the content or appearance of this report is unlawful and offenders may be prosecuted to the fullest extent of the law. 此報告是遵循本公司訂定之通用服務條款所製作發放，請注意此條款列印於背面，亦可在[www.sgs.com](http://www.sgs.com)中查閱。將本公司之義務，免責，管轄權皆明確規範之。除非另有說明，此報告結果僅對檢驗之樣品負責。本報告未經本公司書面許可，不可部份複製。對本報告內容或外觀之任何未經授權之變更、偽造、竄改皆屬非法，違犯者將會被依法追訴。

Date: 10/27/2011

### Hotspot mode\_Back side\_CH128

Communication System: GPRS(Class 10); Frequency: 824.2 MHz

Medium parameters used:  $f = 824.2$  MHz;  $\sigma = 0.972$  mho/m;  $\epsilon_r = 52.51$ ;  $\rho = 1000$  kg/m<sup>3</sup>

Phantom section: Flat Section

Measurement Standard: DASYS5 (IEEE/IEC/ANSI C63.19-2007)

DASY5 Configuration:

- Probe: EX3DV4 - SN3770; ConvF(9.3, 9.3, 9.3); Calibrated: 4/19/2011
- Sensor-Surface: 2mm (Mechanical Surface Detection)
- Electronics: DAE4 Sn856; Calibrated: 5/18/2011
- Phantom: SAM2; Type: SAM
- Measurement SW: DASYS52, Version 52.6 (2); SEMCAD X Version 14.4.5 (3634)

**Configuration/Body/Area Scan (71x111x1):** Measurement grid: dx=15mm, dy=15mm

Maximum value of SAR (interpolated) = 1.140 mW/g

**Configuration/Body/Zoom Scan (7x7x7) (7x7x7)/Cube 0:** Measurement grid: dx=5mm, dy=5mm, dz=5mm

Reference Value = 21.848 V/m; Power Drift = 0.04 dB

Peak SAR (extrapolated) = 1.290 W/kg

**SAR(1 g) = 0.985 mW/g; SAR(10 g) = 0.720 mW/g**

Maximum value of SAR (measured) = 1.040 mW/g

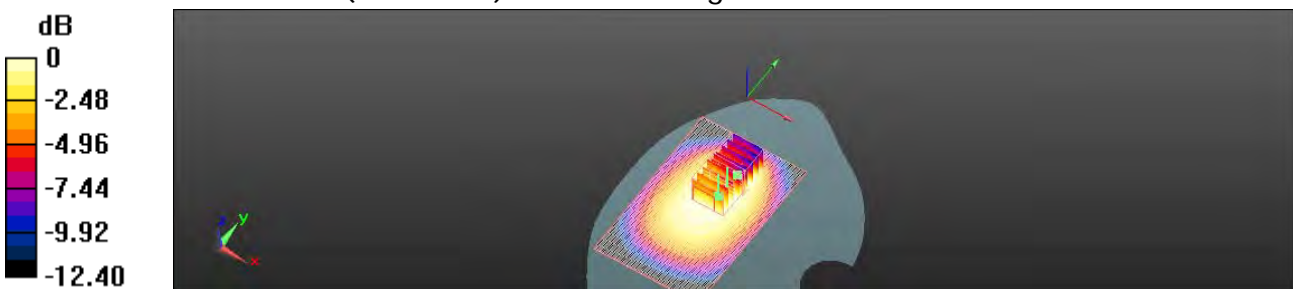
**Configuration/Body/Zoom Scan (7x7x7) (7x7x7)/Cube 1:** Measurement grid: dx=8mm, dy=8mm, dz=5mm

Reference Value = 21.142 V/m; Power Drift = -0.04 dB

Peak SAR (extrapolated) = 1.305 W/kg

**SAR(1 g) = 0.831 mW/g; SAR(10 g) = 0.475 mW/g**

Maximum value of SAR (measured) = 1.013 mW/g



0 dB = 1.040mW/g

This document is issued by the Company subject to its General Conditions of Service printed overleaf or available on request and accessible at [www.sgs.com](http://www.sgs.com). Attention is drawn to the limitations of liability, indemnification, and Jurisdictional issued defined therein. Unless otherwise stated, the results shown in this test report refer only to the sample(s) tested. This document cannot be reproduced except in full, without prior approval of Company. Any unauthorized alteration, forgery or falsification of the content or appearance of this report is unlawful and offenders may be prosecuted to the fullest extent of the law. 此報告是遵循本公司訂定之通用服務條款所製作發放，請注意此條款列印於背面，亦可在[www.sgs.com](http://www.sgs.com)中查閱。將本公司之義務，免責，管轄權皆明確規範之。除非另有說明，此報告結果僅對檢驗之樣品負責。本報告未經本公司書面許可，不可部份複製。對本報告內容或外觀之任何未經授權之變更、偽造、竄改皆屬非法，違犯者將會被依法追訴。

Date: 10/27/2011

## Hotspot mode\_Back side\_CH190

Communication System: GPRS(Class 10); Frequency: 836.6 MHz

Medium parameters used:  $f = 837$  MHz;  $\sigma = 0.985$  mho/m;  $\epsilon_r = 52.396$ ;  $\rho = 1000$  kg/m<sup>3</sup>

Phantom section: Flat Section

Measurement Standard: DASYS (IEEE/IEC/ANSI C63.19-2007)

DASY5 Configuration:

- Probe: EX3DV4 - SN3770; ConvF(9.3, 9.3, 9.3); Calibrated: 4/19/2011
- Sensor-Surface: 2mm (Mechanical Surface Detection)
- Electronics: DAE4 Sn856; Calibrated: 5/18/2011
- Phantom: SAM2; Type: SAM
- Measurement SW: DASYS2, Version 52.6 (2); SEMCAD X Version 14.4.5 (3634)

**Configuration/Body/Area Scan (71x111x1):** Measurement grid: dx=15mm, dy=15mm

Maximum value of SAR (interpolated) = 1.200 mW/g

**Configuration/Body/Zoom Scan (7x7x7) (7x7x7)/Cube 0:** Measurement grid: dx=8mm, dy=8mm, dz=5mm

Reference Value = 22.180 V/m; Power Drift = -0.10 dB

Peak SAR (extrapolated) = 1.329 W/kg

**SAR(1 g) = 1.03 mW/g; SAR(10 g) = 0.751 mW/g**

Maximum value of SAR (measured) = 1.202 mW/g

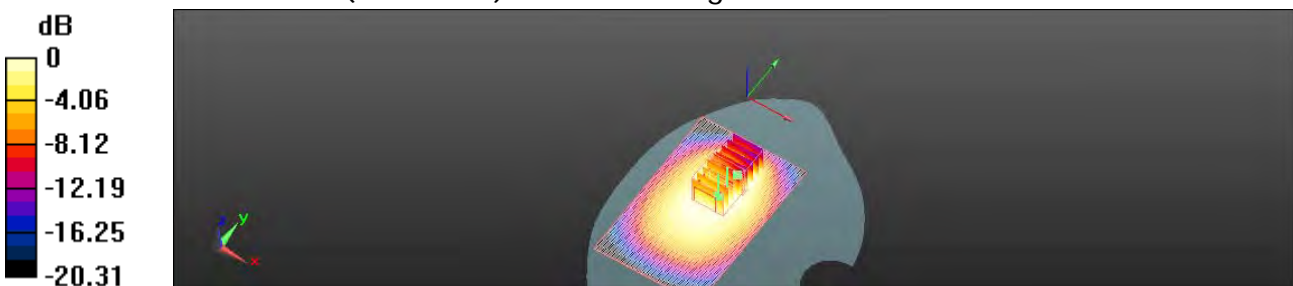
**Configuration/Body/Zoom Scan (7x7x7) (7x7x7)/Cube 1:** Measurement grid: dx=8mm, dy=8mm, dz=5mm

Reference Value = 22.180 V/m; Power Drift = -0.10 dB

Peak SAR (extrapolated) = 1.323 W/kg

**SAR(1 g) = 0.823 mW/g; SAR(10 g) = 0.483 mW/g**

Maximum value of SAR (measured) = 1.089 mW/g



0 dB = 1.090mW/g

This document is issued by the Company subject to its General Conditions of Service printed overleaf or available on request and accessible at [www.sgs.com](http://www.sgs.com). Attention is drawn to the limitations of liability, indemnification, and Jurisdictional issued defined therein. Unless otherwise stated, the results shown in this test report refer only to the sample(s) tested. This document cannot be reproduced except in full, without prior approval of Company. Any unauthorized alteration, forgery or falsification of the content or appearance of this report is unlawful and offenders may be prosecuted to the fullest extent of the law. 此報告是遵循本公司訂定之通用服務條款所製作發放，請注意此條款列印於背面，亦可在[www.sgs.com](http://www.sgs.com)中查閱。將本公司之義務，免責，管轄權皆明確規範之。除非另有說明，此報告結果僅對檢驗之樣品負責。本報告未經本公司書面許可，不可部份複製。對本報告內容或外觀之任何未經授權之變更、偽造、竄改皆屬非法，違犯者將會被依法追訴。

Date: 10/27/2011

## Hotspot mode\_Back side\_CH251

Communication System: GPRS(Class 10); Frequency: 848.8 MHz

Medium parameters used:  $f = 849$  MHz;  $\sigma = 0.997$  mho/m;  $\epsilon_r = 52.271$ ;  $\rho = 1000$  kg/m<sup>3</sup>

Phantom section: Flat Section

Measurement Standard: DASYS (IEEE/IEC/ANSI C63.19-2007)

DASY5 Configuration:

- Probe: EX3DV4 - SN3770; ConvF(9.3, 9.3, 9.3); Calibrated: 4/19/2011
- Sensor-Surface: 2mm (Mechanical Surface Detection)
- Electronics: DAE4 Sn856; Calibrated: 5/18/2011
- Phantom: SAM2; Type: SAM
- Measurement SW: DASYS2, Version 52.6 (2); SEMCAD X Version 14.4.5 (3634)

**Configuration/Body/Area Scan (71x111x1):** Measurement grid: dx=15mm, dy=15mm

Maximum value of SAR (interpolated) = 1.165 mW/g

**Configuration/Body/Zoom Scan (7x7x7) (7x7x7)/Cube 0:** Measurement grid: dx=8mm, dy=8mm, dz=5mm

Reference Value = 21.621 V/m; Power Drift = -0.10 dB

Peak SAR (extrapolated) = 1.302 W/kg

**SAR(1 g) = 0.996 mW/g; SAR(10 g) = 0.728 mW/g**

Maximum value of SAR (measured) = 1.163 mW/g

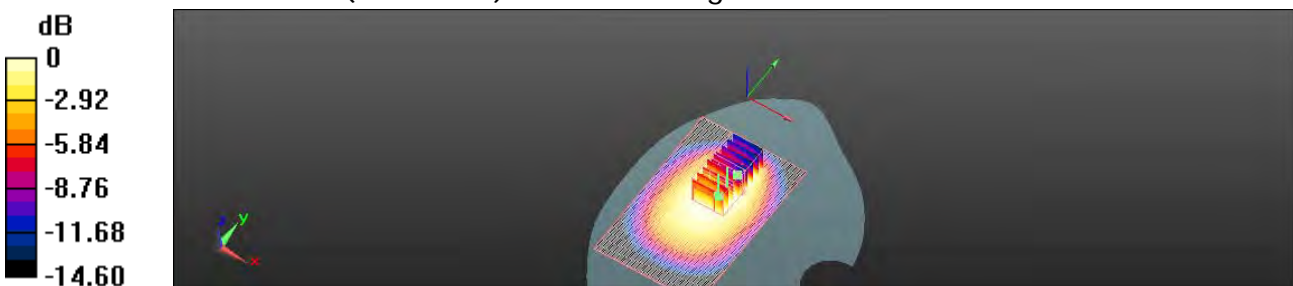
**Configuration/Body/Zoom Scan (7x7x7) (7x7x7)/Cube 1:** Measurement grid: dx=8mm, dy=8mm, dz=5mm

Reference Value = 21.621 V/m; Power Drift = -0.10 dB

Peak SAR (extrapolated) = 1.333 W/kg

**SAR(1 g) = 0.760 mW/g; SAR(10 g) = 0.505 mW/g**

Maximum value of SAR (measured) = 1.057 mW/g



0 dB = 1.060mW/g

This document is issued by the Company subject to its General Conditions of Service printed overleaf or available on request and accessible at [www.sgs.com](http://www.sgs.com). Attention is drawn to the limitations of liability, indemnification, and Jurisdictional issued defined therein. Unless otherwise stated, the results shown in this test report refer only to the sample(s) tested. This document cannot be reproduced except in full, without prior approval of Company. Any unauthorized alteration, forgery or falsification of the content or appearance of this report is unlawful and offenders may be prosecuted to the fullest extent of the law. 此報告是遵循本公司訂定之通用服務條款所製作發放，請注意此條款列印於背面，亦可在[www.sgs.com](http://www.sgs.com)中查閱。將本公司之義務，免責，管轄權皆明確規範之。除非另有說明，此報告結果僅對檢驗之樣品負責。本報告未經本公司書面許可，不可部份複製。對本報告內容或外觀之任何未經授權之變更、偽造、竄改皆屬非法，違犯者將會被依法追訴。

Date: 10/27/2011

## Hotspot mode\_Bottom side\_CH190

Communication System: GPRS(Class 10); Frequency: 836.6 MHz

Medium parameters used:  $f = 837$  MHz;  $\sigma = 0.985$  mho/m;  $\epsilon_r = 52.396$ ;  $\rho = 1000$  kg/m<sup>3</sup>

Phantom section: Flat Section

Measurement Standard: DASYS (IEEE/IEC/ANSI C63.19-2007)

DASY5 Configuration:

- Probe: EX3DV4 - SN3770; ConvF(9.3, 9.3, 9.3); Calibrated: 4/19/2011
- Sensor-Surface: 2mm (Mechanical Surface Detection)
- Electronics: DAE4 Sn856; Calibrated: 5/18/2011
- Phantom: SAM2; Type: SAM
- Measurement SW: DASY52, Version 52.6 (2); SEMCAD X Version 14.4.5 (3634)

**Configuration/Body/Area Scan (61x81x1):** Measurement grid: dx=15mm, dy=15mm

Maximum value of SAR (interpolated) = 0.188 mW/g

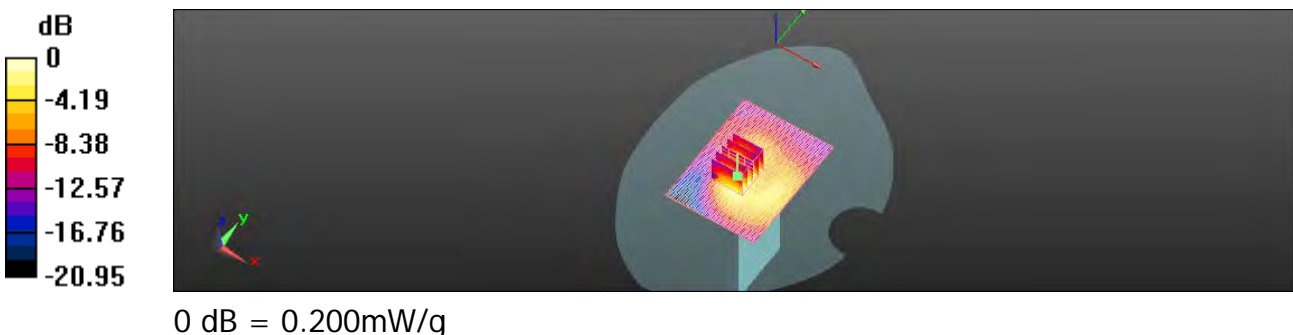
**Configuration/Body/Zoom Scan (7x7x7) (7x7x7)/Cube 0:** Measurement grid: dx=8mm, dy=8mm, dz=5mm

Reference Value = 6.529 V/m; Power Drift = -0.02 dB

Peak SAR (extrapolated) = 0.251 W/kg

**SAR(1 g) = 0.143 mW/g; SAR(10 g) = 0.079 mW/g**

Maximum value of SAR (measured) = 0.200 mW/g



This document is issued by the Company subject to its General Conditions of Service printed overleaf or available on request and accessible at [www.sgs.com](http://www.sgs.com). Attention is drawn to the limitations of liability, indemnification, and Jurisdictional issued defined therein. Unless otherwise stated, the results shown in this test report refer only to the sample(s) tested. This document cannot be reproduced except in full, without prior approval of Company. Any unauthorized alteration, forgery or falsification of the content or appearance of this report is unlawful and offenders may be prosecuted to the fullest extent of the law. 此報告是遵循本公司訂定之通用服務條款所製作發放，請注意此條款列印於背面，亦可在[www.sgs.com](http://www.sgs.com)中查閱。將本公司之義務，免責，管轄權皆明確規範之。除非另有說明，此報告結果僅對檢驗之樣品負責。本報告未經本公司書面許可，不可部份複製。對本報告內容或外觀之任何未經授權之變更、偽造、竄改皆屬非法，違犯者將會被依法追訴。



Date: 10/27/2011

## Hotspot mode\_Right side\_CH190

Communication System: GPRS(Class 10); Frequency: 836.6 MHz

Medium parameters used:  $f = 837$  MHz;  $\sigma = 0.985$  mho/m;  $\epsilon_r = 52.396$ ;  $\rho = 1000$  kg/m<sup>3</sup>

Phantom section: Flat Section

Measurement Standard: DASYS (IEEE/IEC/ANSI C63.19-2007)

DASY5 Configuration:

- Probe: EX3DV4 - SN3770; ConvF(9.3, 9.3, 9.3); Calibrated: 4/19/2011
- Sensor-Surface: 2mm (Mechanical Surface Detection)
- Electronics: DAE4 Sn856; Calibrated: 5/18/2011
- Phantom: SAM2; Type: SAM
- Measurement SW: DASY52, Version 52.6 (2); SEMCAD X Version 14.4.5 (3634)

**Configuration/Body/Area Scan (61x121x1):** Measurement grid: dx=15mm, dy=15mm

Maximum value of SAR (interpolated) = 0.493 mW/g

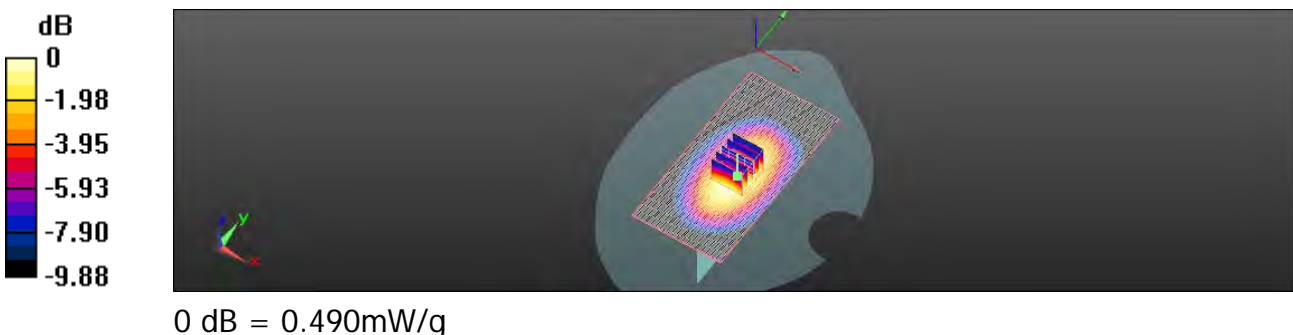
**Configuration/Body/Zoom Scan (7x7x7) (7x7x7)/Cube 0:** Measurement grid: dx=8mm, dy=8mm, dz=5mm

Reference Value = 22.661 V/m; Power Drift = -0.09 dB

Peak SAR (extrapolated) = 0.564 W/kg

**SAR(1 g) = 0.404 mW/g; SAR(10 g) = 0.281 mW/g**

Maximum value of SAR (measured) = 0.493 mW/g



This document is issued by the Company subject to its General Conditions of Service printed overleaf or available on request and accessible at [www.sgs.com](http://www.sgs.com). Attention is drawn to the limitations of liability, indemnification, and Jurisdictional issued defined therein. Unless otherwise stated, the results shown in this test report refer only to the sample(s) tested. This document cannot be reproduced except in full, without prior approval of Company. Any unauthorized alteration, forgery or falsification of the content or appearance of this report is unlawful and offenders may be prosecuted to the fullest extent of the law. 此報告是遵循本公司訂定之通用服務條款所製作發放，請注意此條款列印於背面，亦可在[www.sgs.com](http://www.sgs.com)中查閱。將本公司之義務，免責，管轄權皆明確規範之。除非另有說明，此報告結果僅對檢驗之樣品負責。本報告未經本公司書面許可，不可部份複製。對本報告內容或外觀之任何未經授權之變更、偽造、竄改皆屬非法，違犯者將會被依法追訴。

Date: 10/27/2011

## Hotspot mode\_Left side\_CH190

Communication System: GPRS(Class 10); Frequency: 836.6 MHz

Medium parameters used:  $f = 837$  MHz;  $\sigma = 0.985$  mho/m;  $\epsilon_r = 52.396$ ;  $\rho = 1000$  kg/m<sup>3</sup>

Phantom section: Flat Section

Measurement Standard: DASYS (IEEE/IEC/ANSI C63.19-2007)

DASY5 Configuration:

- Probe: EX3DV4 - SN3770; ConvF(9.3, 9.3, 9.3); Calibrated: 4/19/2011
- Sensor-Surface: 2mm (Mechanical Surface Detection)
- Electronics: DAE4 Sn856; Calibrated: 5/18/2011
- Phantom: SAM2; Type: SAM
- Measurement SW: DASY52, Version 52.6 (2); SEMCAD X Version 14.4.5 (3634)

**Configuration/Body/Area Scan (61x121x1):** Measurement grid: dx=15mm, dy=15mm

Maximum value of SAR (interpolated) = 0.611 mW/g

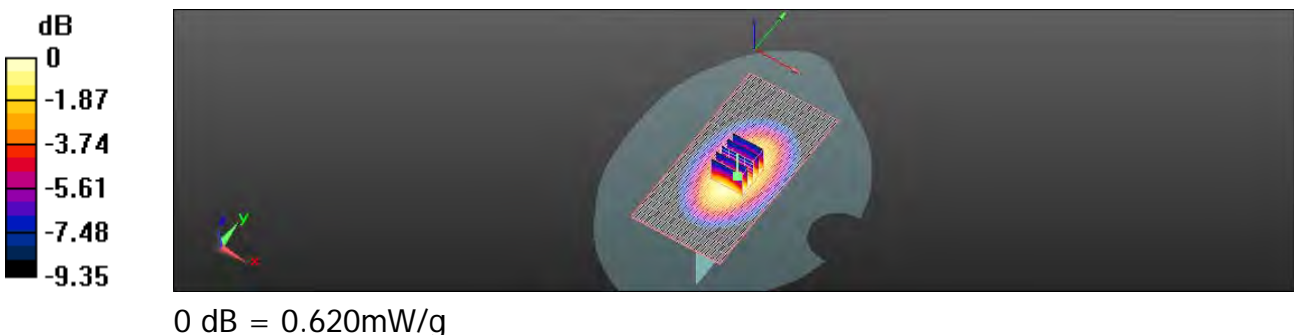
**Configuration/Body/Zoom Scan (7x7x7) (7x7x7)/Cube 0:** Measurement grid: dx=8mm, dy=8mm, dz=5mm

Reference Value = 24.668 V/m; Power Drift = 0.0074 dB

Peak SAR (extrapolated) = 0.704 W/kg

**SAR(1 g) = 0.506 mW/g; SAR(10 g) = 0.353 mW/g**

Maximum value of SAR (measured) = 0.617 mW/g



This document is issued by the Company subject to its General Conditions of Service printed overleaf or available on request and accessible at [www.sgs.com](http://www.sgs.com). Attention is drawn to the limitations of liability, indemnification, and Jurisdictional issued defined therein. Unless otherwise stated, the results shown in this test report refer only to the sample(s) tested. This document cannot be reproduced except in full, without prior approval of Company. Any unauthorized alteration, forgery or falsification of the content or appearance of this report is unlawful and offenders may be prosecuted to the fullest extent of the law. 此報告是遵循本公司訂定之通用服務條款所製作發放，請注意此條款列印於背面，亦可在[www.sgs.com](http://www.sgs.com)中查閱。將本公司之義務，免責，管轄權皆明確規範之。除非另有說明，此報告結果僅對檢驗之樣品負責。本報告未經本公司書面許可，不可部份複製。對本報告內容或外觀之任何未經授權之變更、偽造、竄改皆屬非法，違犯者將會被依法追訴。

Date: 10/27/2011

## Hotspot mode\_Back side\_CH190\_repeated with GPRS Class 8 mode

Communication System: GPRS(Class 8); Frequency: 836.6 MHz

Medium parameters used:  $f = 837$  MHz;  $\sigma = 0.985$  mho/m;  $\epsilon_r = 52.396$ ;  $\rho = 1000$  kg/m<sup>3</sup>

Phantom section: Flat Section

Measurement Standard: DASYS (IEEE/IEC/ANSI C63.19-2007)

DASY5 Configuration:

- Probe: EX3DV4 - SN3770; ConvF(9.3, 9.3, 9.3); Calibrated: 4/19/2011
- Sensor-Surface: 2mm (Mechanical Surface Detection)
- Electronics: DAE4 Sn856; Calibrated: 5/18/2011
- Phantom: SAM2; Type: SAM
- Measurement SW: DASY52, Version 52.6 (2); SEMCAD X Version 14.4.5 (3634)

**Configuration/Body/Area Scan (71x111x1):** Measurement grid: dx=15mm, dy=15mm

Maximum value of SAR (interpolated) = 0.880 mW/g

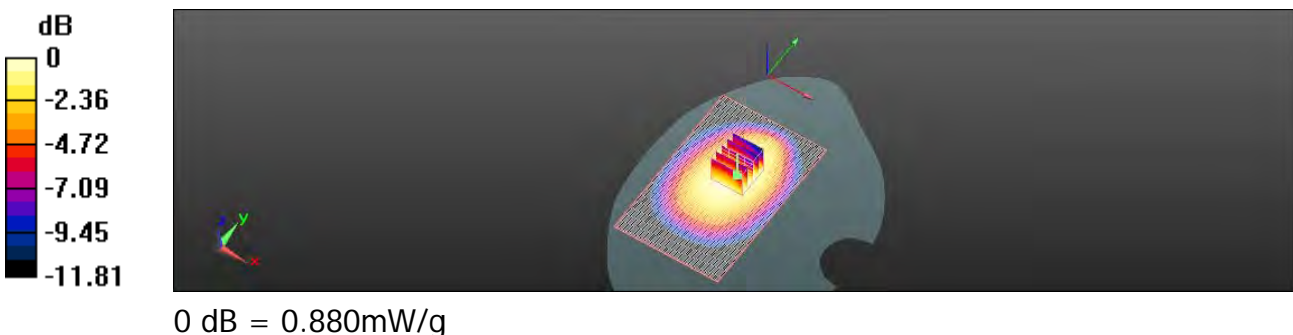
**Configuration/Body/Zoom Scan (7x7x7) (7x7x7)/Cube 0:** Measurement grid: dx=8mm, dy=8mm, dz=5mm

Reference Value = 19.214 V/m; Power Drift = 0.02 dB

Peak SAR (extrapolated) = 0.971 W/kg

**SAR(1 g) = 0.754 mW/g; SAR(10 g) = 0.557 mW/g**

Maximum value of SAR (measured) = 0.878 mW/g



This document is issued by the Company subject to its General Conditions of Service printed overleaf or available on request and accessible at [www.sgs.com](http://www.sgs.com). Attention is drawn to the limitations of liability, indemnification, and Jurisdictional issued defined therein. Unless otherwise stated, the results shown in this test report refer only to the sample(s) tested. This document cannot be reproduced except in full, without prior approval of Company. Any unauthorized alteration, forgery or falsification of the content or appearance of this report is unlawful and offenders may be prosecuted to the fullest extent of the law. 此報告是遵循本公司訂定之通用服務條款所製作發放，請注意此條款列印於背面，亦可在[www.sgs.com](http://www.sgs.com)中查閱。將本公司之義務，免責，管轄權皆明確規範之。除非另有說明，此報告結果僅對檢驗之樣品負責。本報告未經本公司書面許可，不可部份複製。對本報告內容或外觀之任何未經授權之變更、偽造、竄改皆屬非法，違犯者將會被依法追訴。

Date: 10/27/2011

## Hotspot mode\_Back side\_CH190\_repeated with GPRS Class 12 mode

Communication System: GPRS(Class 12); Frequency: 836.6 MHz

Medium parameters used:  $f = 837$  MHz;  $\sigma = 0.985$  mho/m;  $\epsilon_r = 52.396$ ;  $\rho = 1000$  kg/m<sup>3</sup>

Phantom section: Flat Section

Measurement Standard: DASYS (IEEE/IEC/ANSI C63.19-2007)

DASY5 Configuration:

- Probe: EX3DV4 - SN3770; ConvF(9.3, 9.3, 9.3); Calibrated: 4/19/2011
- Sensor-Surface: 2mm (Mechanical Surface Detection)
- Electronics: DAE4 Sn856; Calibrated: 5/18/2011
- Phantom: SAM2; Type: SAM
- Measurement SW: DASY52, Version 52.6 (2); SEMCAD X Version 14.4.5 (3634)

**Configuration/Body/Area Scan (71x111x1):** Measurement grid: dx=15mm, dy=15mm

Maximum value of SAR (interpolated) = 1.134 mW/g

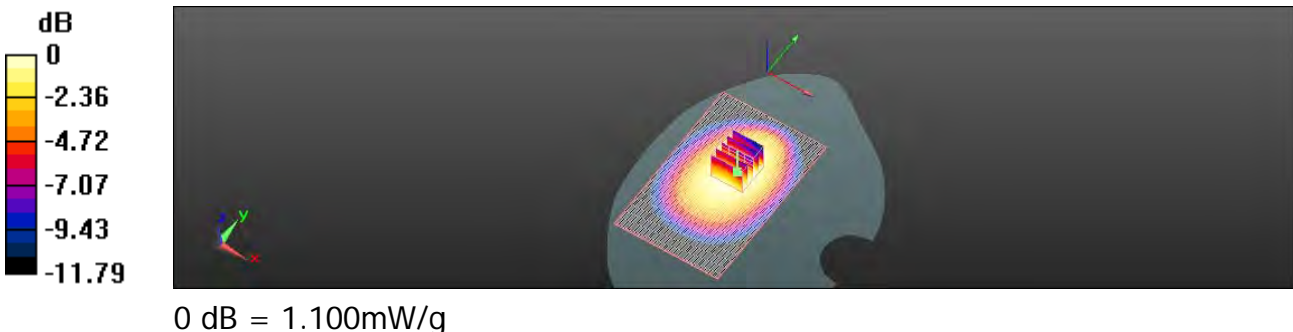
**Configuration/Body/Zoom Scan (7x7x7) (7x7x7)/Cube 0:** Measurement grid: dx=8mm, dy=8mm, dz=5mm

Reference Value = 22.293 V/m; Power Drift = -0.10 dB

Peak SAR (extrapolated) = 1.225 W/kg

**SAR(1 g) = 0.947 mW/g; SAR(10 g) = 0.693 mW/g**

Maximum value of SAR (measured) = 1.097 mW/g



This document is issued by the Company subject to its General Conditions of Service printed overleaf or available on request and accessible at [www.sgs.com](http://www.sgs.com). Attention is drawn to the limitations of liability, indemnification, and Jurisdictional issued defined therein. Unless otherwise stated, the results shown in this test report refer only to the sample(s) tested. This document cannot be reproduced except in full, without prior approval of Company. Any unauthorized alteration, forgery or falsification of the content or appearance of this report is unlawful and offenders may be prosecuted to the fullest extent of the law. 此報告是遵循本公司訂定之通用服務條款所製作發放，請注意此條款列印於背面，亦可在[www.sgs.com](http://www.sgs.com)中查閱。將本公司之義務，免責，管轄權皆明確規範之。除非另有說明，此報告結果僅對檢驗之樣品負責。本報告未經本公司書面許可，不可部份複製。對本報告內容或外觀之任何未經授權之變更、偽造、竄改皆屬非法，違犯者將會被依法追訴。

Date: 10/27/2011

## RE Cheek\_CH661

Communication System: Generic GSM; Frequency: 1880 MHz

Medium parameters used:  $f = 1880$  MHz;  $\sigma = 1.404$  mho/m;  $\epsilon_r = 40.678$ ;  $\rho = 1000$  kg/m<sup>3</sup>

Phantom section: Right Section

Measurement Standard: DASYS (IEEE/IEC/ANSI C63.19-2007)

DASY5 Configuration:

- Probe: EX3DV4 - SN3770; ConvF(7.78, 7.78, 7.78); Calibrated: 4/19/2011
- Sensor-Surface: 2mm (Mechanical Surface Detection)
- Electronics: DAE4 Sn856; Calibrated: 5/18/2011
- Phantom: SAM2; Type: SAM
- Measurement SW: DASY52, Version 52.6 (2); SEMCAD X Version 14.4.5 (3634)

### Configuration/RE Cheek/Area Scan (71x111x1): Measurement grid:

$dx=15$ mm,  $dy=15$ mm

Maximum value of SAR (interpolated) = 0.361 mW/g

### Configuration/RE Cheek/Zoom Scan (7x7x7) (7x7x7)/Cube 0:


Measurement grid:  $dx=8$ mm,  $dy=8$ mm,  $dz=5$ mm

Reference Value = 6.284 V/m; Power Drift = 0.10 dB

Peak SAR (extrapolated) = 0.421 W/kg

**SAR(1 g) = 0.273 mW/g; SAR(10 g) = 0.171 mW/g**

Maximum value of SAR (measured) = 0.352 mW/g



This document is issued by the Company subject to its General Conditions of Service printed overleaf or available on request and accessible at [www.sgs.com](http://www.sgs.com). Attention is drawn to the limitations of liability, indemnification, and Jurisdictional issued defined therein. Unless otherwise stated, the results shown in this test report refer only to the sample(s) tested. This document cannot be reproduced except in full, without prior approval of Company. Any unauthorized alteration, forgery or falsification of the content or appearance of this report is unlawful and offenders may be prosecuted to the fullest extent of the law. 此報告是遵循本公司訂定之通用服務條款所製作發放，請注意此條款列印於背面，亦可在[www.sgs.com](http://www.sgs.com)中查閱。將本公司之義務，免責，管轄權皆明確規範之。除非另有說明，此報告結果僅對檢驗之樣品負責。本報告未經本公司書面許可，不可部份複製。對本報告內容或外觀之任何未經授權之變更、偽造、竄改皆屬非法，違犯者將會被依法追訴。

Date: 10/27/2011

## RE Tilt\_CH661

Communication System: Generic GSM; Frequency: 1880 MHz

Medium parameters used:  $f = 1880$  MHz;  $\sigma = 1.404$  mho/m;  $\epsilon_r = 40.678$ ;  $\rho = 1000$  kg/m<sup>3</sup>

Phantom section: Right Section

Measurement Standard: DASYS (IEEE/IEC/ANSI C63.19-2007)

DASY5 Configuration:

- Probe: EX3DV4 - SN3770; ConvF(7.78, 7.78, 7.78); Calibrated: 4/19/2011
- Sensor-Surface: 2mm (Mechanical Surface Detection)
- Electronics: DAE4 Sn856; Calibrated: 5/18/2011
- Phantom: SAM2; Type: SAM
- Measurement SW: DASY52, Version 52.6 (2); SEMCAD X Version 14.4.5 (3634)

**Configuration/RE Tilt/Area Scan (71x111x1):** Measurement grid: dx=15mm, dy=15mm

Maximum value of SAR (interpolated) = 0.266 mW/g


**Configuration/RE Tilt/Zoom Scan (7x7x7) (7x7x7)/Cube 0:** Measurement grid: dx=8mm, dy=8mm, dz=5mm

Reference Value = 11.137 V/m; Power Drift = -0.14 dB

Peak SAR (extrapolated) = 0.237 W/kg

**SAR(1 g) = 0.157 mW/g; SAR(10 g) = 0.095 mW/g**

Maximum value of SAR (measured) = 0.196 mW/g



This document is issued by the Company subject to its General Conditions of Service printed overleaf or available on request and accessible at [www.sgs.com](http://www.sgs.com). Attention is drawn to the limitations of liability, indemnification, and Jurisdictional issued defined therein. Unless otherwise stated, the results shown in this test report refer only to the sample(s) tested. This document cannot be reproduced except in full, without prior approval of Company. Any unauthorized alteration, forgery or falsification of the content or appearance of this report is unlawful and offenders may be prosecuted to the fullest extent of the law. 此報告是遵循本公司訂定之通用服務條款所製作發放，請注意此條款列印於背面，亦可在[www.sgs.com](http://www.sgs.com)中查閱。將本公司之義務，免責，管轄權皆明確規範之。除非另有說明，此報告結果僅對檢驗之樣品負責。本報告未經本公司書面許可，不可部份複製。對本報告內容或外觀之任何未經授權之變更、偽造、竄改皆屬非法，違犯者將會被依法追訴。

Date: 10/27/2011

## LE Cheek\_CH512

Communication System: Generic GSM; Frequency: 1850.2 MHz

Medium parameters used:  $f = 1850.2$  MHz;  $\sigma = 1.375$  mho/m;  $\epsilon_r = 40.769$ ;  $\rho = 1000$  kg/m<sup>3</sup>

Phantom section: Left Section

Measurement Standard: DASYS5 (IEEE/IEC/ANSI C63.19-2007)

DASY5 Configuration:

- Probe: EX3DV4 - SN3770; ConvF(7.78, 7.78, 7.78); Calibrated: 4/19/2011
- Sensor-Surface: 2mm (Mechanical Surface Detection)
- Electronics: DAE4 Sn856; Calibrated: 5/18/2011
- Phantom: SAM2; Type: SAM
- Measurement SW: DASY52, Version 52.6 (2); SEMCAD X Version 14.4.5 (3634)

### Configuration/LE Cheek/Area Scan (71x111x1): Measurement grid:

$dx=15$ mm,  $dy=15$ mm

Maximum value of SAR (interpolated) = 0.313 mW/g

### Configuration/LE Cheek/Zoom Scan (7x7x7) (7x7x7)/Cube 0:

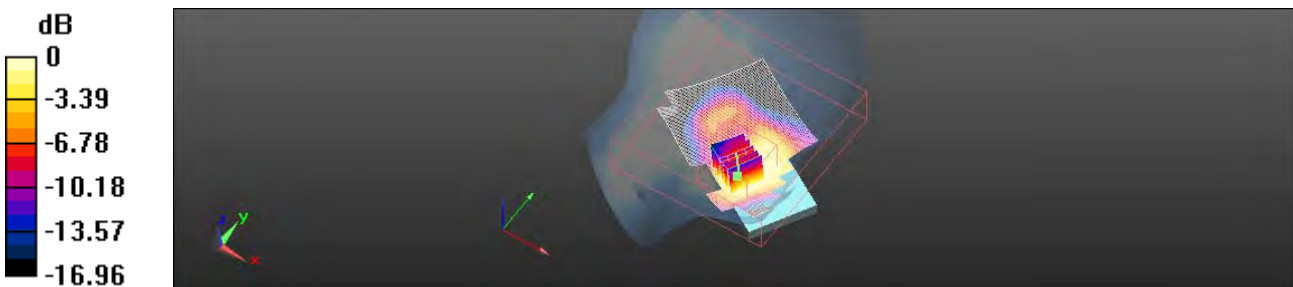
Measurement grid:  $dx=8$ mm,  $dy=8$ mm,  $dz=5$ mm

Reference Value = 7.079 V/m; Power Drift = -0.07 dB

Peak SAR (extrapolated) = 0.342 W/kg

**SAR(1 g) = 0.233 mW/g; SAR(10 g) = 0.150 mW/g**

Maximum value of SAR (measured) = 0.282 mW/g



0 dB = 0.280mW/g

This document is issued by the Company subject to its General Conditions of Service printed overleaf or available on request and accessible at [www.sgs.com](http://www.sgs.com). Attention is drawn to the limitations of liability, indemnification, and Jurisdictional issued defined therein. Unless otherwise stated, the results shown in this test report refer only to the sample(s) tested. This document cannot be reproduced except in full, without prior approval of Company. Any unauthorized alteration, forgery or falsification of the content or appearance of this report is unlawful and offenders may be prosecuted to the fullest extent of the law. 此報告是遵循本公司訂定之通用服務條款所製作發放，請注意此條款列印於背面，亦可在[www.sgs.com](http://www.sgs.com)中查閱。將本公司之義務，免責，管轄權皆明確規範之。除非另有說明，此報告結果僅對檢驗之樣品負責。本報告未經本公司書面許可，不可部份複製。對本報告內容或外觀之任何未經授權之變更、偽造、竄改皆屬非法，違犯者將會被依法追訴。

Date: 10/27/2011

## LE Cheek\_CH661

Communication System: Generic GSM; Frequency: 1880 MHz

Medium parameters used:  $f = 1880$  MHz;  $\sigma = 1.404$  mho/m;  $\epsilon_r = 40.678$ ;  $\rho = 1000$  kg/m<sup>3</sup>

Phantom section: Left Section

Measurement Standard: DASYS (IEEE/IEC/ANSI C63.19-2007)

DASY5 Configuration:

- Probe: EX3DV4 - SN3770; ConvF(7.78, 7.78, 7.78); Calibrated: 4/19/2011
- Sensor-Surface: 2mm (Mechanical Surface Detection)
- Electronics: DAE4 Sn856; Calibrated: 5/18/2011
- Phantom: SAM2; Type: SAM
- Measurement SW: DASY52, Version 52.6 (2); SEMCAD X Version 14.4.5 (3634)

### Configuration/LE Cheek/Area Scan (71x111x1): Measurement grid:

$dx=15$ mm,  $dy=15$ mm

Maximum value of SAR (interpolated) = 0.388 mW/g

### Configuration/LE Cheek/Zoom Scan (7x7x7) (7x7x7)/Cube 0:

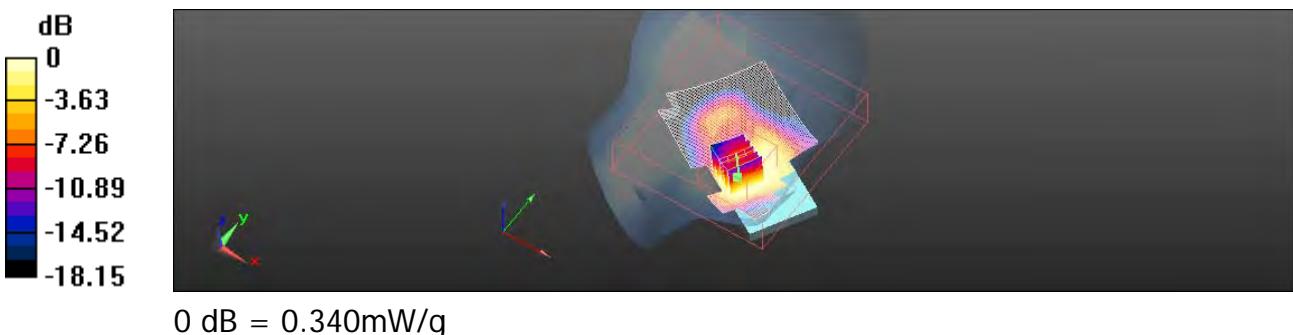
Measurement grid:  $dx=8$ mm,  $dy=8$ mm,  $dz=5$ mm

Reference Value = 7.680 V/m; Power Drift = -0.11 dB

Peak SAR (extrapolated) = 0.422 W/kg

**SAR(1 g) = 0.285 mW/g; SAR(10 g) = 0.182 mW/g**

Maximum value of SAR (measured) = 0.342 mW/g



This document is issued by the Company subject to its General Conditions of Service printed overleaf or available on request and accessible at [www.sgs.com](http://www.sgs.com). Attention is drawn to the limitations of liability, indemnification, and Jurisdictional issued defined therein. Unless otherwise stated, the results shown in this test report refer only to the sample(s) tested. This document cannot be reproduced except in full, without prior approval of Company. Any unauthorized alteration, forgery or falsification of the content or appearance of this report is unlawful and offenders may be prosecuted to the fullest extent of the law. 此報告是遵循本公司訂定之通用服務條款所製作發放，請注意此條款列印於背面，亦可在[www.sgs.com](http://www.sgs.com)中查閱。將本公司之義務，免責，管轄權皆明確規範之。除非另有說明，此報告結果僅對檢驗之樣品負責。本報告未經本公司書面許可，不可部份複製。對本報告內容或外觀之任何未經授權之變更、偽造、竄改皆屬非法，違犯者將會被依法追訴。



Date: 10/27/2011

## LE Cheek\_CH810

Communication System: Generic GSM; Frequency: 1909.8 MHz

Medium parameters used:  $f = 1910$  MHz;  $\sigma = 1.434$  mho/m;  $\epsilon_r = 40.49$ ;  $\rho = 1000$  kg/m<sup>3</sup>

Phantom section: Left Section

Measurement Standard: DASYS (IEEE/IEC/ANSI C63.19-2007)

DASY5 Configuration:

- Probe: EX3DV4 - SN3770; ConvF(7.78, 7.78, 7.78); Calibrated: 4/19/2011
- Sensor-Surface: 2mm (Mechanical Surface Detection)
- Electronics: DAE4 Sn856; Calibrated: 5/18/2011
- Phantom: SAM2; Type: SAM
- Measurement SW: DASY52, Version 52.6 (2); SEMCAD X Version 14.4.5 (3634)

### Configuration/LE Cheek/Area Scan (71x111x1): Measurement grid:

$dx=15$ mm,  $dy=15$ mm

Maximum value of SAR (interpolated) = 0.424 mW/g

### Configuration/LE Cheek/Zoom Scan (7x7x7) (7x7x7)/Cube 0:

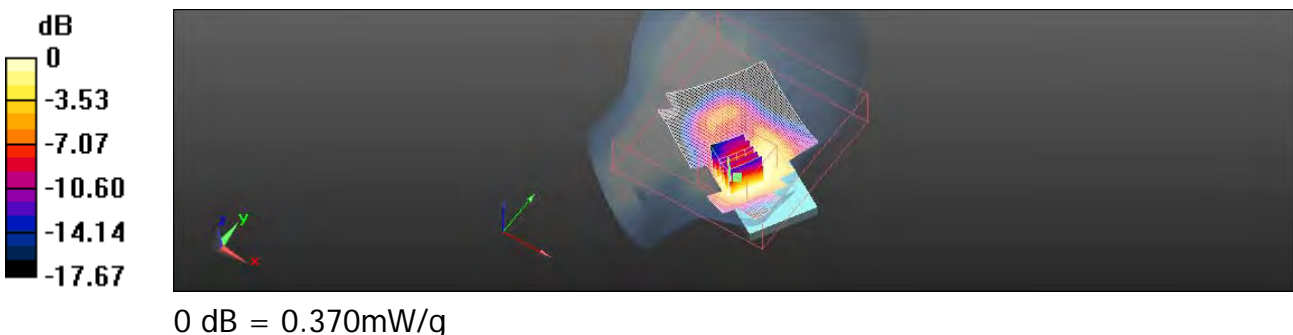
Measurement grid:  $dx=8$ mm,  $dy=8$ mm,  $dz=5$ mm

Reference Value = 8.006 V/m; Power Drift = -0.02 dB

Peak SAR (extrapolated) = 0.469 W/kg

**SAR(1 g) = 0.309 mW/g; SAR(10 g) = 0.193 mW/g**

Maximum value of SAR (measured) = 0.371 mW/g



This document is issued by the Company subject to its General Conditions of Service printed overleaf or available on request and accessible at [www.sgs.com](http://www.sgs.com). Attention is drawn to the limitations of liability, indemnification, and Jurisdictional issued defined therein. Unless otherwise stated, the results shown in this test report refer only to the sample(s) tested. This document cannot be reproduced except in full, without prior approval of Company. Any unauthorized alteration, forgery or falsification of the content or appearance of this report is unlawful and offenders may be prosecuted to the fullest extent of the law. 此報告是遵循本公司訂定之通用服務條款所製作發放，請注意此條款列印於背面，亦可在[www.sgs.com](http://www.sgs.com)中查閱。將本公司之義務，免責，管轄權皆明確規範之。除非另有說明，此報告結果僅對檢驗之樣品負責。本報告未經本公司書面許可，不可部份複製。對本報告內容或外觀之任何未經授權之變更、偽造、竄改皆屬非法，違犯者將會被依法追訴。

Date: 10/27/2011

## LE Tilt\_CH661

Communication System: Generic GSM; Frequency: 1880 MHz

Medium parameters used:  $f = 1880$  MHz;  $\sigma = 1.404$  mho/m;  $\epsilon_r = 40.678$ ;  $\rho = 1000$  kg/m<sup>3</sup>

Phantom section: Left Section

Measurement Standard: DASYS (IEEE/IEC/ANSI C63.19-2007)

DASY5 Configuration:

- Probe: EX3DV4 - SN3770; ConvF(7.78, 7.78, 7.78); Calibrated: 4/19/2011
- Sensor-Surface: 2mm (Mechanical Surface Detection)
- Electronics: DAE4 Sn856; Calibrated: 5/18/2011
- Phantom: SAM2; Type: SAM
- Measurement SW: DASY52, Version 52.6 (2); SEMCAD X Version 14.4.5 (3634)

**Configuration/LE Tilt/Area Scan (71x111x1):** Measurement grid: dx=15mm, dy=15mm

Maximum value of SAR (interpolated) = 0.216 mW/g


**Configuration/LE Tilt/Zoom Scan (7x7x7) (7x7x7)/Cube 0:** Measurement grid: dx=8mm, dy=8mm, dz=5mm

Reference Value = 12.325 V/m; Power Drift = -0.06 dB

Peak SAR (extrapolated) = 0.252 W/kg

**SAR(1 g) = 0.153 mW/g; SAR(10 g) = 0.087 mW/g**

Maximum value of SAR (measured) = 0.201 mW/g



This document is issued by the Company subject to its General Conditions of Service printed overleaf or available on request and accessible at [www.sgs.com](http://www.sgs.com). Attention is drawn to the limitations of liability, indemnification, and Jurisdictional issued defined therein. Unless otherwise stated, the results shown in this test report refer only to the sample(s) tested. This document cannot be reproduced except in full, without prior approval of Company. Any unauthorized alteration, forgery or falsification of the content or appearance of this report is unlawful and offenders may be prosecuted to the fullest extent of the law. 此報告是遵循本公司訂定之通用服務條款所製作發放，請注意此條款列印於背面，亦可在[www.sgs.com](http://www.sgs.com)中查閱。將本公司之義務，免責，管轄權皆明確規範之。除非另有說明，此報告結果僅對檢驗之樣品負責。本報告未經本公司書面許可，不可部份複製。對本報告內容或外觀之任何未經授權之變更、偽造、竄改皆屬非法，違犯者將會被依法追訴。

Date: 10/27/2011

## Hotspot mode\_Front side\_CH661

Communication System: GPRS(Class 10); Frequency: 1880 MHz

Medium parameters used:  $f = 1880 \text{ MHz}$ ;  $\sigma = 1.55 \text{ mho/m}$ ;  $\epsilon_r = 49.925$ ;  $\rho = 1000 \text{ kg/m}^3$

Phantom section: Flat Section

Measurement Standard: DASYS (IEEE/IEC/ANSI C63.19-2007)

DASY5 Configuration:

- Probe: EX3DV4 - SN3770; ConvF(7.51, 7.51, 7.51); Calibrated: 4/19/2011
- Sensor-Surface: 2mm (Mechanical Surface Detection)
- Electronics: DAE4 Sn856; Calibrated: 5/18/2011
- Phantom: SAM2; Type: SAM
- Measurement SW: DASY52, Version 52.6 (2); SEMCAD X Version 14.4.5 (3634)

**Configuration/Body/Area Scan (71x111x1):** Measurement grid:  $dx=15\text{mm}$ ,  $dy=15\text{mm}$

Maximum value of SAR (interpolated) = 0.696 mW/g

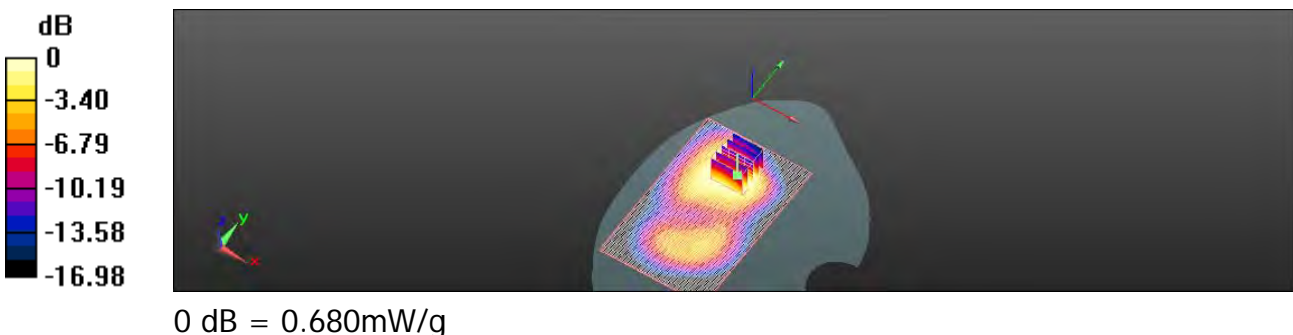
**Configuration/Body/Zoom Scan (7x7x7) (7x7x7)/Cube 0:** Measurement grid:  $dx=8\text{mm}$ ,  $dy=8\text{mm}$ ,  $dz=5\text{mm}$

Reference Value = 7.676 V/m; Power Drift = 0.15 dB

Peak SAR (extrapolated) = 0.833 W/kg

**SAR(1 g) = 0.523 mW/g; SAR(10 g) = 0.325 mW/g**

Maximum value of SAR (measured) = 0.681 mW/g



This document is issued by the Company subject to its General Conditions of Service printed overleaf or available on request and accessible at [www.sgs.com](http://www.sgs.com). Attention is drawn to the limitations of liability, indemnification, and Jurisdictional issued defined therein. Unless otherwise stated, the results shown in this test report refer only to the sample(s) tested. This document cannot be reproduced except in full, without prior approval of Company. Any unauthorized alteration, forgery or falsification of the content or appearance of this report is unlawful and offenders may be prosecuted to the fullest extent of the law. 此報告是遵循本公司訂定之通用服務條款所製作發放，請注意此條款列印於背面，亦可在[www.sgs.com](http://www.sgs.com)中查閱。將本公司之義務，免責，管轄權皆明確規範之。除非另有說明，此報告結果僅對檢驗之樣品負責。本報告未經本公司書面許可，不可部份複製。對本報告內容或外觀之任何未經授權之變更、偽造、竄改皆屬非法，違犯者將會被依法追訴。

Date: 10/27/2011

## Hotspot mode\_Back side\_CH661

Communication System: GPRS(Class 10); Frequency: 1880 MHz

Medium parameters used:  $f = 1880$  MHz;  $\sigma = 1.55$  mho/m;  $\epsilon_r = 49.925$ ;  $\rho = 1000$  kg/m<sup>3</sup>

Phantom section: Flat Section

Measurement Standard: DASYS (IEEE/IEC/ANSI C63.19-2007)

DASY5 Configuration:

- Probe: EX3DV4 - SN3770; ConvF(7.51, 7.51, 7.51); Calibrated: 4/19/2011
- Sensor-Surface: 2mm (Mechanical Surface Detection)
- Electronics: DAE4 Sn856; Calibrated: 5/18/2011
- Phantom: SAM2; Type: SAM
- Measurement SW: DASY52, Version 52.6 (2); SEMCAD X Version 14.4.5 (3634)

**Configuration/Body/Area Scan (71x111x1):** Measurement grid: dx=15mm, dy=15mm

Maximum value of SAR (interpolated) = 0.838 mW/g

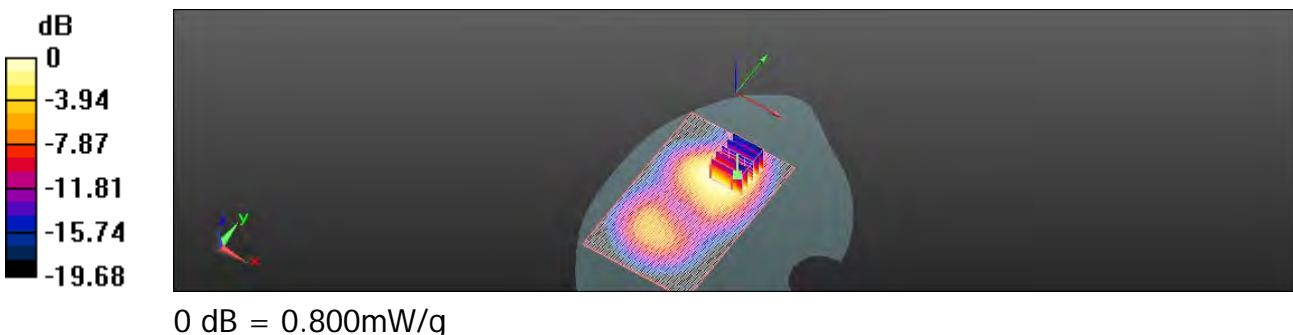
**Configuration/Body/Zoom Scan (7x7x7) (7x7x7)/Cube 0:** Measurement grid: dx=8mm, dy=8mm, dz=5mm

Reference Value = 6.609 V/m; Power Drift = 0.00059 dB

Peak SAR (extrapolated) = 1.022 W/kg

**SAR(1 g) = 0.563 mW/g; SAR(10 g) = 0.329 mW/g**

Maximum value of SAR (measured) = 0.795 mW/g



This document is issued by the Company subject to its General Conditions of Service printed overleaf or available on request and accessible at [www.sgs.com](http://www.sgs.com). Attention is drawn to the limitations of liability, indemnification, and Jurisdictional issued defined therein. Unless otherwise stated, the results shown in this test report refer only to the sample(s) tested. This document cannot be reproduced except in full, without prior approval of Company. Any unauthorized alteration, forgery or falsification of the content or appearance of this report is unlawful and offenders may be prosecuted to the fullest extent of the law. 此報告是遵循本公司訂定之通用服務條款所製作發放，請注意此條款列印於背面，亦可在[www.sgs.com](http://www.sgs.com)中查閱。將本公司之義務，免責，管轄權皆明確規範之。除非另有說明，此報告結果僅對檢驗之樣品負責。本報告未經本公司書面許可，不可部份複製。對本報告內容或外觀之任何未經授權之變更、偽造、竄改皆屬非法，違犯者將會被依法追訴。

Date: 10/27/2011

## Hotspot mode\_Bottom side\_CH661

Communication System: GPRS(Class 10); Frequency: 1880 MHz

Medium parameters used:  $f = 1880$  MHz;  $\sigma = 1.55$  mho/m;  $\epsilon_r = 49.925$ ;  $\rho = 1000$  kg/m<sup>3</sup>

Phantom section: Flat Section

Measurement Standard: DASYS (IEEE/IEC/ANSI C63.19-2007)

DASY5 Configuration:

- Probe: EX3DV4 - SN3770; ConvF(7.51, 7.51, 7.51); Calibrated: 4/19/2011
- Sensor-Surface: 2mm (Mechanical Surface Detection)
- Electronics: DAE4 Sn856; Calibrated: 5/18/2011
- Phantom: SAM2; Type: SAM
- Measurement SW: DASY52, Version 52.6 (2); SEMCAD X Version 14.4.5 (3634)

**Configuration/Body/Area Scan (61x81x1):** Measurement grid: dx=15mm, dy=15mm

Maximum value of SAR (interpolated) = 0.381 mW/g

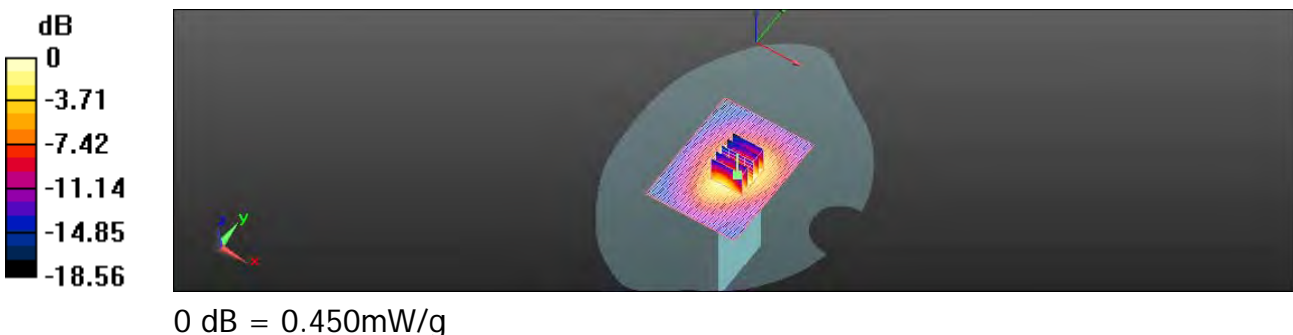
**Configuration/Body/Zoom Scan (7x7x7) (7x7x7)/Cube 0:** Measurement grid: dx=8mm, dy=8mm, dz=5mm

Reference Value = 16.873 V/m; Power Drift = 0.0022 dB

Peak SAR (extrapolated) = 0.554 W/kg

**SAR(1 g) = 0.327 mW/g; SAR(10 g) = 0.177 mW/g**

Maximum value of SAR (measured) = 0.449 mW/g



This document is issued by the Company subject to its General Conditions of Service printed overleaf or available on request and accessible at [www.sgs.com](http://www.sgs.com). Attention is drawn to the limitations of liability, indemnification, and Jurisdictional issued defined therein. Unless otherwise stated, the results shown in this test report refer only to the sample(s) tested. This document cannot be reproduced except in full, without prior approval of Company. Any unauthorized alteration, forgery or falsification of the content or appearance of this report is unlawful and offenders may be prosecuted to the fullest extent of the law. 此報告是遵循本公司訂定之通用服務條款所製作發放，請注意此條款列印於背面，亦可在[www.sgs.com](http://www.sgs.com)中查閱。將本公司之義務，免責，管轄權皆明確規範之。除非另有說明，此報告結果僅對檢驗之樣品負責。本報告未經本公司書面許可，不可部份複製。對本報告內容或外觀之任何未經授權之變更、偽造、竄改皆屬非法，違犯者將會被依法追訴。

Date: 10/27/2011

## Hotspot mode\_Right side\_CH661

Communication System: GPRS(Class 10); Frequency: 1880 MHz

Medium parameters used:  $f = 1880 \text{ MHz}$ ;  $\sigma = 1.55 \text{ mho/m}$ ;  $\epsilon_r = 49.925$ ;  $\rho = 1000 \text{ kg/m}^3$

Phantom section: Flat Section

Measurement Standard: DASYS (IEEE/IEC/ANSI C63.19-2007)

DASY5 Configuration:

- Probe: EX3DV4 - SN3770; ConvF(7.51, 7.51, 7.51); Calibrated: 4/19/2011
- Sensor-Surface: 2mm (Mechanical Surface Detection)
- Electronics: DAE4 Sn856; Calibrated: 5/18/2011
- Phantom: SAM2; Type: SAM
- Measurement SW: DASY52, Version 52.6 (2); SEMCAD X Version 14.4.5 (3634)

**Configuration/Body/Area Scan (61x121x1):** Measurement grid:  $dx=15\text{mm}$ ,  $dy=15\text{mm}$

Maximum value of SAR (interpolated) = 0.222 mW/g

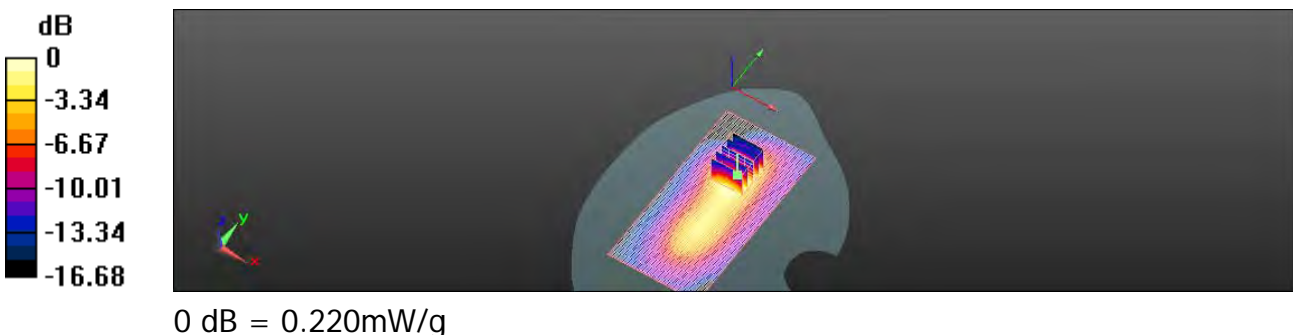
**Configuration/Body/Zoom Scan (7x7x7) (7x7x7)/Cube 0:** Measurement grid:  $dx=8\text{mm}$ ,  $dy=8\text{mm}$ ,  $dz=5\text{mm}$

Reference Value = 8.389 V/m; Power Drift = -0.14 dB

Peak SAR (extrapolated) = 0.275 W/kg

**SAR(1 g) = 0.158 mW/g; SAR(10 g) = 0.089 mW/g**

Maximum value of SAR (measured) = 0.218 mW/g



This document is issued by the Company subject to its General Conditions of Service printed overleaf or available on request and accessible at [www.sgs.com](http://www.sgs.com). Attention is drawn to the limitations of liability, indemnification, and Jurisdictional issued defined therein. Unless otherwise stated, the results shown in this test report refer only to the sample(s) tested. This document cannot be reproduced except in full, without prior approval of Company. Any unauthorized alteration, forgery or falsification of the content or appearance of this report is unlawful and offenders may be prosecuted to the fullest extent of the law. 此報告是遵循本公司訂定之通用服務條款所製作發放，請注意此條款列印於背面，亦可在[www.sgs.com](http://www.sgs.com)中查閱。將本公司之義務，免責，管轄權皆明確規範之。除非另有說明，此報告結果僅對檢驗之樣品負責。本報告未經本公司書面許可，不可部份複製。對本報告內容或外觀之任何未經授權之變更、偽造、竄改皆屬非法，違犯者將會被依法追訴。

Date: 10/27/2011

## Hotspot mode\_Left side\_CH661

Communication System: GPRS(Class 10); Frequency: 1880 MHz

Medium parameters used:  $f = 1880 \text{ MHz}$ ;  $\sigma = 1.55 \text{ mho/m}$ ;  $\epsilon_r = 49.925$ ;  $\rho = 1000 \text{ kg/m}^3$

Phantom section: Flat Section

Measurement Standard: DASY5 (IEEE/IEC/ANSI C63.19-2007)

DASY5 Configuration:

- Probe: EX3DV4 - SN3770; ConvF(7.51, 7.51, 7.51); Calibrated: 4/19/2011
- Sensor-Surface: 2mm (Mechanical Surface Detection)
- Electronics: DAE4 Sn856; Calibrated: 5/18/2011
- Phantom: SAM2; Type: SAM
- Measurement SW: DASY52, Version 52.6 (2); SEMCAD X Version 14.4.5 (3634)

**Configuration/Body/Area Scan (61x121x1):** Measurement grid:  $dx=15\text{mm}$ ,  $dy=15\text{mm}$

Maximum value of SAR (interpolated) = 0.145 mW/g

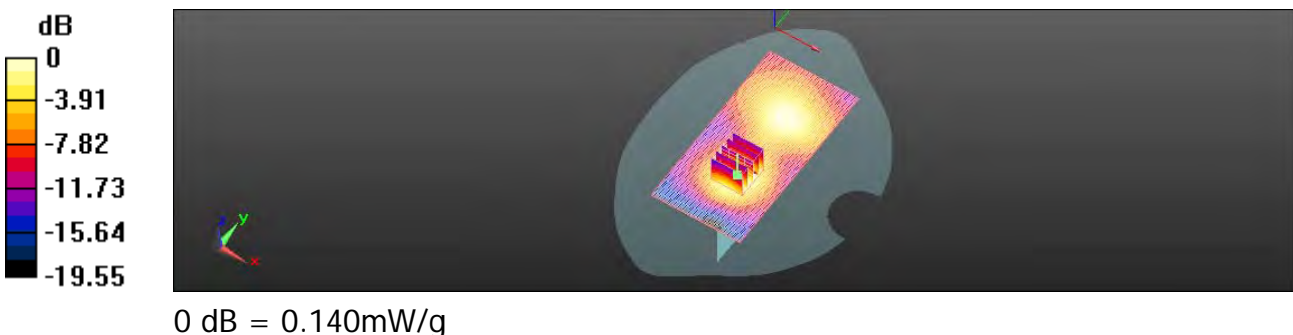
**Configuration/Body/Zoom Scan (7x7x7) (7x7x7)/Cube 0:** Measurement grid:  $dx=8\text{mm}$ ,  $dy=8\text{mm}$ ,  $dz=5\text{mm}$

Reference Value = 6.875 V/m; Power Drift = -0.16 dB

Peak SAR (extrapolated) = 0.175 W/kg

**SAR(1 g) = 0.105 mW/g; SAR(10 g) = 0.058 mW/g**

Maximum value of SAR (measured) = 0.140 mW/g



This document is issued by the Company subject to its General Conditions of Service printed overleaf or available on request and accessible at [www.sgs.com](http://www.sgs.com). Attention is drawn to the limitations of liability, indemnification, and Jurisdictional issued defined therein. Unless otherwise stated, the results shown in this test report refer only to the sample(s) tested. This document cannot be reproduced except in full, without prior approval of Company. Any unauthorized alteration, forgery or falsification of the content or appearance of this report is unlawful and offenders may be prosecuted to the fullest extent of the law. 此報告是遵循本公司訂定之通用服務條款所製作發放，請注意此條款列印於背面，亦可在[www.sgs.com](http://www.sgs.com)中查閱。將本公司之義務，免責，管轄權皆明確規範之。除非另有說明，此報告結果僅對檢驗之樣品負責。本報告未經本公司書面許可，不可部份複製。對本報告內容或外觀之任何未經授權之變更、偽造、竄改皆屬非法，違犯者將會被依法追訴。

Date: 10/27/2011

## Hotspot mode\_Back side\_CH661\_repeated with GPRS Class 8 mode

Communication System: GPRS(Class 8); Frequency: 1880 MHz

Medium parameters used:  $f = 1880$  MHz;  $\sigma = 1.55$  mho/m;  $\epsilon_r = 49.925$ ;  $\rho = 1000$  kg/m<sup>3</sup>

Phantom section: Flat Section

Measurement Standard: DASYS (IEEE/IEC/ANSI C63.19-2007)

DASY5 Configuration:

- Probe: EX3DV4 - SN3770; ConvF(7.51, 7.51, 7.51); Calibrated: 4/19/2011
- Sensor-Surface: 2mm (Mechanical Surface Detection)
- Electronics: DAE4 Sn856; Calibrated: 5/18/2011
- Phantom: SAM2; Type: SAM
- Measurement SW: DASY52, Version 52.6 (2); SEMCAD X Version 14.4.5 (3634)

**Configuration/Body/Area Scan (71x111x1):** Measurement grid: dx=15mm, dy=15mm

Maximum value of SAR (interpolated) = 0.670 mW/g

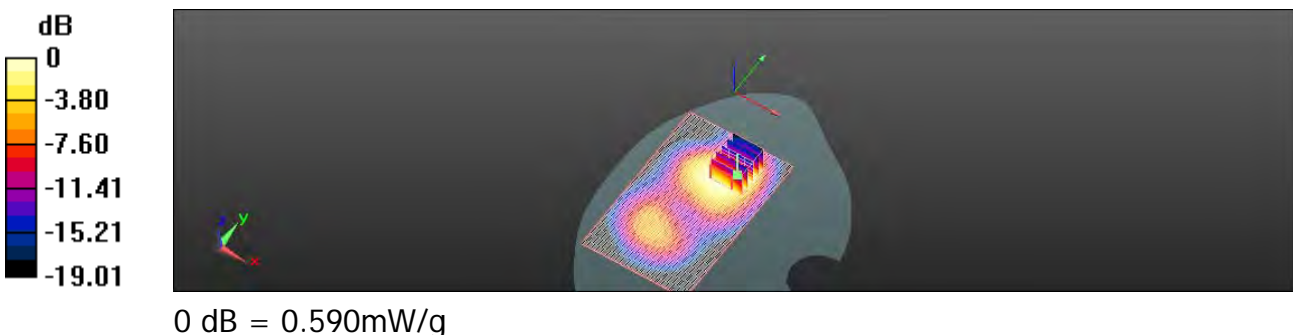
**Configuration/Body/Zoom Scan (7x7x7) (7x7x7)/Cube 0:** Measurement grid: dx=8mm, dy=8mm, dz=5mm

Reference Value = 5.606 V/m; Power Drift = 0.08 dB

Peak SAR (extrapolated) = 0.763 W/kg

**SAR(1 g) = 0.438 mW/g; SAR(10 g) = 0.258 mW/g**

Maximum value of SAR (measured) = 0.592 mW/g



This document is issued by the Company subject to its General Conditions of Service printed overleaf or available on request and accessible at [www.sgs.com](http://www.sgs.com). Attention is drawn to the limitations of liability, indemnification, and Jurisdictional issued defined therein. Unless otherwise stated, the results shown in this test report refer only to the sample(s) tested. This document cannot be reproduced except in full, without prior approval of Company. Any unauthorized alteration, forgery or falsification of the content or appearance of this report is unlawful and offenders may be prosecuted to the fullest extent of the law. 此報告是遵循本公司訂定之通用服務條款所製作發放，請注意此條款列印於背面，亦可在[www.sgs.com](http://www.sgs.com)中查閱。將本公司之義務，免責，管轄權皆明確規範之。除非另有說明，此報告結果僅對檢驗之樣品負責。本報告未經本公司書面許可，不可部份複製。對本報告內容或外觀之任何未經授權之變更、偽造、竄改皆屬非法，違犯者將會被依法追訴。



Date: 10/27/2011

## Hotspot mode\_Back side\_CH661\_repeated with GPRS Class 12 mode

Communication System: GPRS(Class 12); Frequency: 1880 MHz

Medium parameters used:  $f = 1880$  MHz;  $\sigma = 1.55$  mho/m;  $\epsilon_r = 49.925$ ;  $\rho = 1000$  kg/m<sup>3</sup>

Phantom section: Flat Section

Measurement Standard: DASYS (IEEE/IEC/ANSI C63.19-2007)

DASY5 Configuration:

- Probe: EX3DV4 - SN3770; ConvF(7.51, 7.51, 7.51); Calibrated: 4/19/2011
- Sensor-Surface: 2mm (Mechanical Surface Detection)
- Electronics: DAE4 Sn856; Calibrated: 5/18/2011
- Phantom: SAM2; Type: SAM
- Measurement SW: DASY52, Version 52.6 (2); SEMCAD X Version 14.4.5 (3634)

**Configuration/Body/Area Scan (71x111x1):** Measurement grid: dx=15mm, dy=15mm

Maximum value of SAR (interpolated) = 0.762 mW/g

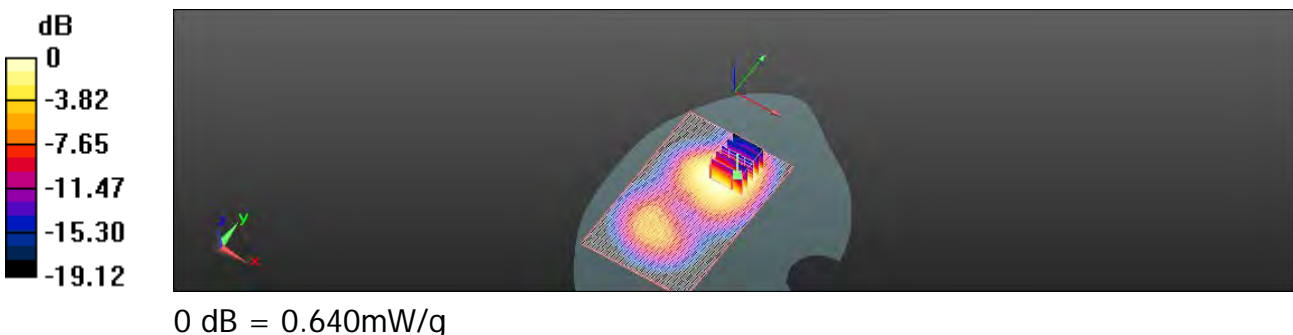
**Configuration/Body/Zoom Scan (7x7x7) (7x7x7)/Cube 0:** Measurement grid: dx=8mm, dy=8mm, dz=5mm

Reference Value = 6.106 V/m; Power Drift = -0.12 dB

Peak SAR (extrapolated) = 0.827 W/kg

**SAR(1 g) = 0.469 mW/g; SAR(10 g) = 0.276 mW/g**

Maximum value of SAR (measured) = 0.641 mW/g



This document is issued by the Company subject to its General Conditions of Service printed overleaf or available on request and accessible at [www.sgs.com](http://www.sgs.com). Attention is drawn to the limitations of liability, indemnification, and Jurisdictional issued defined therein. Unless otherwise stated, the results shown in this test report refer only to the sample(s) tested. This document cannot be reproduced except in full, without prior approval of Company. Any unauthorized alteration, forgery or falsification of the content or appearance of this report is unlawful and offenders may be prosecuted to the fullest extent of the law. 此報告是遵循本公司訂定之通用服務條款所製作發放，請注意此條款列印於背面，亦可在[www.sgs.com](http://www.sgs.com)中查閱。將本公司之義務，免責，管轄權皆明確規範之。除非另有說明，此報告結果僅對檢驗之樣品負責。本報告未經本公司書面許可，不可部份複製。對本報告內容或外觀之任何未經授權之變更、偽造、竄改皆屬非法，違犯者將會被依法追訴。

Date: 10/28/2011

## RE Cheek\_CH1312

Communication System: WCDMA; Frequency: 1712.4 MHz

Medium parameters used:  $f = 1712.4$  MHz;  $\sigma = 1.348$  mho/m;  $\epsilon_r = 41.375$ ;  $\rho = 1000$  kg/m<sup>3</sup>

Phantom section: Right Section

Measurement Standard: DASYS (IEEE/IEC/ANSI C63.19-2007)

DASY5 Configuration:

- Probe: EX3DV4 - SN3770; ConvF(7.97, 7.97, 7.97); Calibrated: 4/19/2011
- Sensor-Surface: 2mm (Mechanical Surface Detection)
- Electronics: DAE4 Sn856; Calibrated: 5/18/2011
- Phantom: SAM2; Type: SAM
- Measurement SW: DASY52, Version 52.6 (2); SEMCAD X Version 14.4.5 (3634)

### Configuration/RE Cheek/Area Scan (71x111x1): Measurement grid:

$dx=15$ mm,  $dy=15$ mm

Maximum value of SAR (interpolated) = 0.863 mW/g

### Configuration/RE Cheek/Zoom Scan (7x7x7) (7x7x7)/Cube 0:

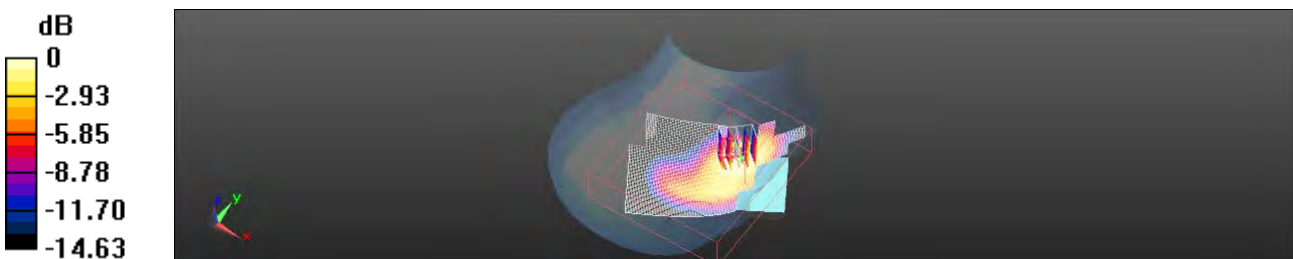
Measurement grid:  $dx=8$ mm,  $dy=8$ mm,  $dz=5$ mm

Reference Value = 10.035 V/m; Power Drift = 0.17 dB

Peak SAR (extrapolated) = 1.086 W/kg

**SAR(1 g) = 0.693 mW/g; SAR(10 g) = 0.429 mW/g**

Maximum value of SAR (measured) = 0.881 mW/g



0 dB = 0.880mW/g

This document is issued by the Company subject to its General Conditions of Service printed overleaf or available on request and accessible at [www.sgs.com](http://www.sgs.com). Attention is drawn to the limitations of liability, indemnification, and Jurisdictional issued defined therein. Unless otherwise stated, the results shown in this test report refer only to the sample(s) tested. This document cannot be reproduced except in full, without prior approval of Company. Any unauthorized alteration, forgery or falsification of the content or appearance of this report is unlawful and offenders may be prosecuted to the fullest extent of the law. 此報告是遵循本公司訂定之通用服務條款所製作發放，請注意此條款列印於背面，亦可在[www.sgs.com](http://www.sgs.com)中查閱。將本公司之義務，免責，管轄權皆明確規範之。除非另有說明，此報告結果僅對檢驗之樣品負責。本報告未經本公司書面許可，不可部份複製。對本報告內容或外觀之任何未經授權之變更、偽造、竄改皆屬非法，違犯者將會被依法追訴。

Date: 10/28/2011

## RE Cheek\_CH1412

Communication System: WCDMA; Frequency: 1732.4 MHz

Medium parameters used:  $f = 1732.4$  MHz;  $\sigma = 1.372$  mho/m;  $\epsilon_r = 41.236$ ;  $\rho = 1000$  kg/m<sup>3</sup>

Phantom section: Right Section

Measurement Standard: DASYS (IEEE/IEC/ANSI C63.19-2007)

DASY5 Configuration:

- Probe: EX3DV4 - SN3770; ConvF(7.97, 7.97, 7.97); Calibrated: 4/19/2011
- Sensor-Surface: 2mm (Mechanical Surface Detection)
- Electronics: DAE4 Sn856; Calibrated: 5/18/2011
- Phantom: SAM2; Type: SAM
- Measurement SW: DASY52, Version 52.6 (2); SEMCAD X Version 14.4.5 (3634)

### Configuration/RE Cheek/Area Scan (71x111x1): Measurement grid:

$dx=15$ mm,  $dy=15$ mm

Maximum value of SAR (interpolated) = 0.793 mW/g

### Configuration/RE Cheek/Zoom Scan (7x7x7) (7x7x7)/Cube 0:

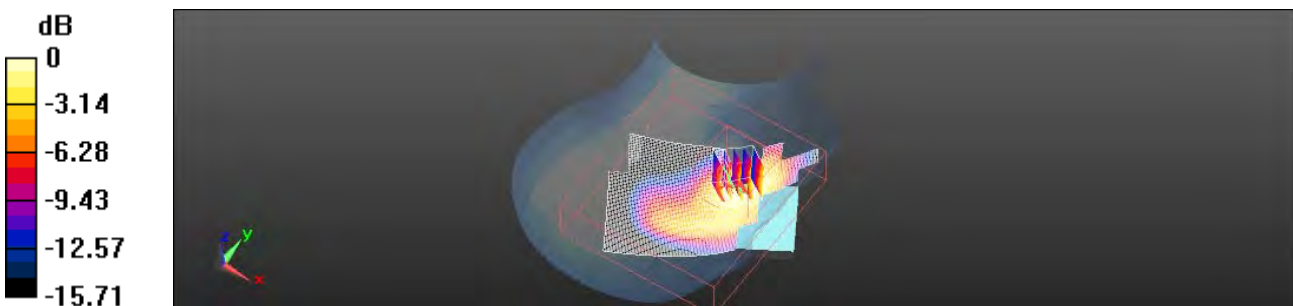
Measurement grid:  $dx=8$ mm,  $dy=8$ mm,  $dz=5$ mm

Reference Value = 9.720 V/m; Power Drift = 0.13 dB

Peak SAR (extrapolated) = 0.939 W/kg

**SAR(1 g) = 0.605 mW/g; SAR(10 g) = 0.376 mW/g**

Maximum value of SAR (measured) = 0.772 mW/g



0 dB = 0.770mW/g

This document is issued by the Company subject to its General Conditions of Service printed overleaf or available on request and accessible at [www.sgs.com](http://www.sgs.com). Attention is drawn to the limitations of liability, indemnification, and Jurisdictional issued defined therein. Unless otherwise stated, the results shown in this test report refer only to the sample(s) tested. This document cannot be reproduced except in full, without prior approval of Company. Any unauthorized alteration, forgery or falsification of the content or appearance of this report is unlawful and offenders may be prosecuted to the fullest extent of the law. 此報告是遵循本公司訂定之通用服務條款所製作發放，請注意此條款列印於背面，亦可在[www.sgs.com](http://www.sgs.com)中查閱。將本公司之義務，免責，管轄權皆明確規範之。除非另有說明，此報告結果僅對檢驗之樣品負責。本報告未經本公司書面許可，不可部份複製。對本報告內容或外觀之任何未經授權之變更、偽造、竄改皆屬非法，違犯者將會被依法追訴。

Date: 10/28/2011

## RE Cheek\_CH1513

Communication System: WCDMA; Frequency: 1752.6 MHz

Medium parameters used:  $f = 1753$  MHz;  $\sigma = 1.395$  mho/m;  $\epsilon_r = 41.099$ ;  $\rho = 1000$  kg/m<sup>3</sup>

Phantom section: Right Section

Measurement Standard: DASYS (IEEE/IEC/ANSI C63.19-2007)

DASY5 Configuration:

- Probe: EX3DV4 - SN3770; ConvF(7.97, 7.97, 7.97); Calibrated: 4/19/2011
- Sensor-Surface: 2mm (Mechanical Surface Detection)
- Electronics: DAE4 Sn856; Calibrated: 5/18/2011
- Phantom: SAM2; Type: SAM
- Measurement SW: DASY52, Version 52.6 (2); SEMCAD X Version 14.4.5 (3634)

### Configuration/RE Cheek/Area Scan (71x111x1): Measurement grid:

$dx=15$ mm,  $dy=15$ mm

Maximum value of SAR (interpolated) = 1.047 mW/g

### Configuration/RE Cheek/Zoom Scan (7x7x7) (7x7x7)/Cube 0:


Measurement grid:  $dx=8$ mm,  $dy=8$ mm,  $dz=5$ mm

Reference Value = 10.771 V/m; Power Drift = 0.10 dB

Peak SAR (extrapolated) = 1.233 W/kg

**SAR(1 g) = 0.79 mW/g; SAR(10 g) = 0.485 mW/g**

Maximum value of SAR (measured) = 1.024 mW/g



0 dB = 1.020mW/g

This document is issued by the Company subject to its General Conditions of Service printed overleaf or available on request and accessible at [www.sgs.com](http://www.sgs.com). Attention is drawn to the limitations of liability, indemnification, and Jurisdictional issued defined therein. Unless otherwise stated, the results shown in this test report refer only to the sample(s) tested. This document cannot be reproduced except in full, without prior approval of Company. Any unauthorized alteration, forgery or falsification of the content or appearance of this report is unlawful and offenders may be prosecuted to the fullest extent of the law. 此報告是遵循本公司訂定之通用服務條款所製作發放，請注意此條款列印於背面，亦可在[www.sgs.com](http://www.sgs.com)中查閱。將本公司之義務，免責，管轄權皆明確規範之。除非另有說明，此報告結果僅對檢驗之樣品負責。本報告未經本公司書面許可，不可部份複製。對本報告內容或外觀之任何未經授權之變更、偽造、竄改皆屬非法，違犯者將會被依法追訴。

Date: 10/28/2011

## RE Cheek\_CH1513\_repeated with Memory card

Communication System: WCDMA; Frequency: 1752.6 MHz

Medium parameters used:  $f = 1753$  MHz;  $\sigma = 1.395$  mho/m;  $\epsilon_r = 41.099$ ;  $\rho = 1000$  kg/m<sup>3</sup>

Phantom section: Right Section

Measurement Standard: DASYS (IEEE/IEC/ANSI C63.19-2007)

DASY5 Configuration:

- Probe: EX3DV4 - SN3770; ConvF(7.97, 7.97, 7.97); Calibrated: 4/19/2011
- Sensor-Surface: 2mm (Mechanical Surface Detection)
- Electronics: DAE4 Sn856; Calibrated: 5/18/2011
- Phantom: SAM2; Type: SAM
- Measurement SW: DASY52, Version 52.6 (2); SEMCAD X Version 14.4.5 (3634)

### Configuration/RE Cheek/Area Scan (71x111x1): Measurement grid:

$dx=15$ mm,  $dy=15$ mm

Maximum value of SAR (interpolated) = 0.984 mW/g

### Configuration/RE Cheek/Zoom Scan (7x7x7) (7x7x7)/Cube 0:

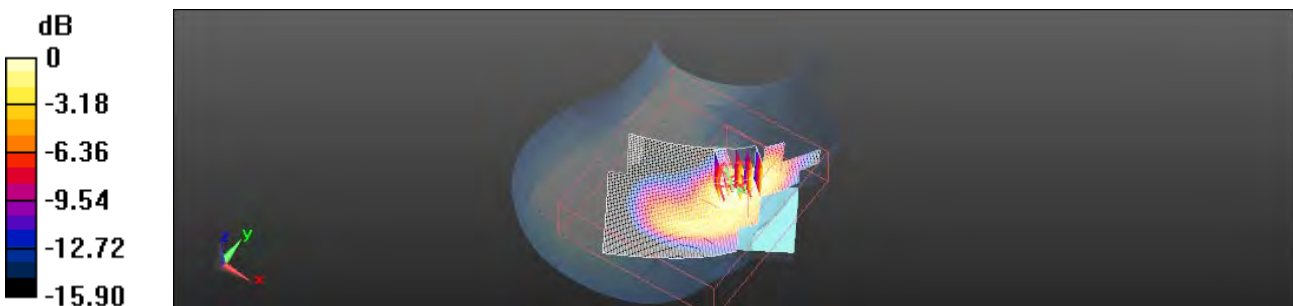
Measurement grid:  $dx=8$ mm,  $dy=8$ mm,  $dz=5$ mm

Reference Value = 10.418 V/m; Power Drift = 0.07 dB

Peak SAR (extrapolated) = 0.919 W/kg

**SAR(1 g) = 0.720 mW/g; SAR(10 g) = 0.442 mW/g**

Maximum value of SAR (measured) = 0.758 mW/g



0 dB = 0.760mW/g

This document is issued by the Company subject to its General Conditions of Service printed overleaf or available on request and accessible at [www.sgs.com](http://www.sgs.com). Attention is drawn to the limitations of liability, indemnification, and Jurisdictional issued defined therein. Unless otherwise stated, the results shown in this test report refer only to the sample(s) tested. This document cannot be reproduced except in full, without prior approval of Company. Any unauthorized alteration, forgery or falsification of the content or appearance of this report is unlawful and offenders may be prosecuted to the fullest extent of the law. 此報告是遵循本公司訂定之通用服務條款所製作發放，請注意此條款列印於背面，亦可在[www.sgs.com](http://www.sgs.com)中查閱。將本公司之義務，免責，管轄權皆明確規範之。除非另有說明，此報告結果僅對檢驗之樣品負責。本報告未經本公司書面許可，不可部份複製。對本報告內容或外觀之任何未經授權之變更、偽造、竄改皆屬非法，違犯者將會被依法追訴。

Date: 10/28/2011

## RE Tilt\_CH1412

Communication System: WCDMA; Frequency: 1732.4 MHz

Medium parameters used:  $f = 1732.4$  MHz;  $\sigma = 1.372$  mho/m;  $\epsilon_r = 41.236$ ;  $\rho = 1000$  kg/m<sup>3</sup>

Phantom section: Right Section

Measurement Standard: DASYS (IEEE/IEC/ANSI C63.19-2007)

DASY5 Configuration:

- Probe: EX3DV4 - SN3770; ConvF(7.97, 7.97, 7.97); Calibrated: 4/19/2011
- Sensor-Surface: 2mm (Mechanical Surface Detection)
- Electronics: DAE4 Sn856; Calibrated: 5/18/2011
- Phantom: SAM2; Type: SAM
- Measurement SW: DASY52, Version 52.6 (2); SEMCAD X Version 14.4.5 (3634)

**Configuration/RE Tilt/Area Scan (71x111x1):** Measurement grid: dx=15mm, dy=15mm

Maximum value of SAR (interpolated) = 0.490 mW/g


**Configuration/RE Tilt/Zoom Scan (7x7x7) (7x7x7)/Cube 0:** Measurement grid: dx=8mm, dy=8mm, dz=5mm

Reference Value = 16.604 V/m; Power Drift = 0.08 dB

Peak SAR (extrapolated) = 0.481 W/kg

**SAR(1 g) = 0.315 mW/g; SAR(10 g) = 0.196 mW/g**

Maximum value of SAR (measured) = 0.392 mW/g



0 dB = 0.390mW/g

This document is issued by the Company subject to its General Conditions of Service printed overleaf or available on request and accessible at [www.sgs.com](http://www.sgs.com). Attention is drawn to the limitations of liability, indemnification, and Jurisdictional issued defined therein. Unless otherwise stated, the results shown in this test report refer only to the sample(s) tested. This document cannot be reproduced except in full, without prior approval of Company. Any unauthorized alteration, forgery or falsification of the content or appearance of this report is unlawful and offenders may be prosecuted to the fullest extent of the law. 此報告是遵循本公司訂定之通用服務條款所製作發放，請注意此條款列印於背面，亦可在[www.sgs.com](http://www.sgs.com)中查閱。將本公司之義務，免責，管轄權皆明確規範之。除非另有說明，此報告結果僅對檢驗之樣品負責。本報告未經本公司書面許可，不可部份複製。對本報告內容或外觀之任何未經授權之變更、偽造、竄改皆屬非法，違犯者將會被依法追訴。

Date: 10/28/2011

## LE Cheek\_CH1412

Communication System: WCDMA; Frequency: 1732.4 MHz

Medium parameters used:  $f = 1732.4$  MHz;  $\sigma = 1.372$  mho/m;  $\epsilon_r = 41.236$ ;  $\rho = 1000$  kg/m<sup>3</sup>

Phantom section: Left Section

Measurement Standard: DASYS (IEEE/IEC/ANSI C63.19-2007)

DASY5 Configuration:

- Probe: EX3DV4 - SN3770; ConvF(7.97, 7.97, 7.97); Calibrated: 4/19/2011
- Sensor-Surface: 2mm (Mechanical Surface Detection)
- Electronics: DAE4 Sn856; Calibrated: 5/18/2011
- Phantom: SAM2; Type: SAM
- Measurement SW: DASY52, Version 52.6 (2); SEMCAD X Version 14.4.5 (3634)

### Configuration/LE Cheek/Area Scan (71x111x1): Measurement grid:

$dx=15$ mm,  $dy=15$ mm

Maximum value of SAR (interpolated) = 0.610 mW/g

### Configuration/LE Cheek/Zoom Scan (7x7x7) (7x7x7)/Cube 0:

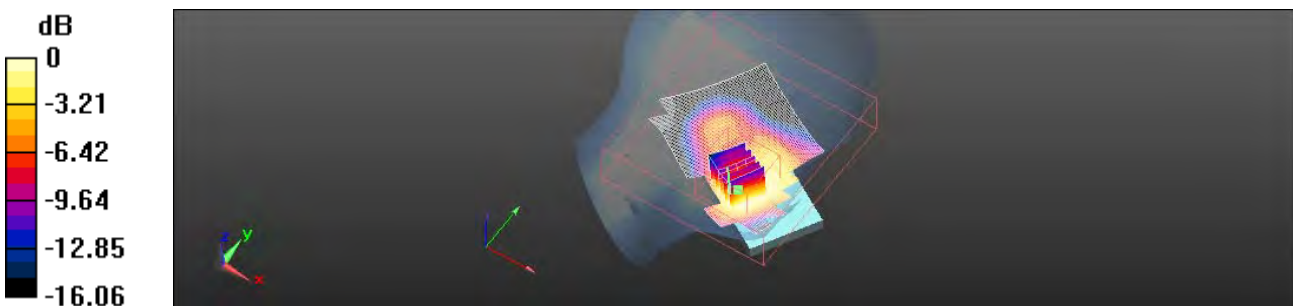
Measurement grid:  $dx=8$ mm,  $dy=8$ mm,  $dz=5$ mm

Reference Value = 10.932 V/m; Power Drift = -0.14 dB

Peak SAR (extrapolated) = 0.700 W/kg

**SAR(1 g) = 0.473 mW/g; SAR(10 g) = 0.306 mW/g**

Maximum value of SAR (measured) = 0.574 mW/g



0 dB = 0.570mW/g

This document is issued by the Company subject to its General Conditions of Service printed overleaf or available on request and accessible at [www.sgs.com](http://www.sgs.com). Attention is drawn to the limitations of liability, indemnification, and Jurisdictional issued defined therein. Unless otherwise stated, the results shown in this test report refer only to the sample(s) tested. This document cannot be reproduced except in full, without prior approval of Company. Any unauthorized alteration, forgery or falsification of the content or appearance of this report is unlawful and offenders may be prosecuted to the fullest extent of the law. 此報告是遵循本公司訂定之通用服務條款所製作發放，請注意此條款列印於背面，亦可在[www.sgs.com](http://www.sgs.com)中查閱。將本公司之義務，免責，管轄權皆明確規範之。除非另有說明，此報告結果僅對檢驗之樣品負責。本報告未經本公司書面許可，不可部份複製。對本報告內容或外觀之任何未經授權之變更、偽造、竄改皆屬非法，違犯者將會被依法追訴。

Date: 10/28/2011

## LE Tilt\_CH1412

Communication System: WCDMA; Frequency: 1732.4 MHz

Medium parameters used:  $f = 1732.4$  MHz;  $\sigma = 1.372$  mho/m;  $\epsilon_r = 41.236$ ;  $\rho = 1000$  kg/m<sup>3</sup>

Phantom section: Left Section

Measurement Standard: DASYS (IEEE/IEC/ANSI C63.19-2007)

DASY5 Configuration:

- Probe: EX3DV4 - SN3770; ConvF(7.97, 7.97, 7.97); Calibrated: 4/19/2011
- Sensor-Surface: 2mm (Mechanical Surface Detection)
- Electronics: DAE4 Sn856; Calibrated: 5/18/2011
- Phantom: SAM2; Type: SAM
- Measurement SW: DASY52, Version 52.6 (2); SEMCAD X Version 14.4.5 (3634)

**Configuration/LE Tilt/Area Scan (71x111x1):** Measurement grid: dx=15mm, dy=15mm

Maximum value of SAR (interpolated) = 0.398 mW/g


**Configuration/LE Tilt/Zoom Scan (7x7x7) (7x7x7)/Cube 0:** Measurement grid: dx=8mm, dy=8mm, dz=5mm

Reference Value = 16.756 V/m; Power Drift = 0.02 dB

Peak SAR (extrapolated) = 0.453 W/kg

**SAR(1 g) = 0.284 mW/g; SAR(10 g) = 0.168 mW/g**

Maximum value of SAR (measured) = 0.370 mW/g



0 dB = 0.370mW/g

This document is issued by the Company subject to its General Conditions of Service printed overleaf or available on request and accessible at [www.sgs.com](http://www.sgs.com). Attention is drawn to the limitations of liability, indemnification, and Jurisdictional issued defined therein. Unless otherwise stated, the results shown in this test report refer only to the sample(s) tested. This document cannot be reproduced except in full, without prior approval of Company. Any unauthorized alteration, forgery or falsification of the content or appearance of this report is unlawful and offenders may be prosecuted to the fullest extent of the law. 此報告是遵循本公司訂定之通用服務條款所製作發放，請注意此條款列印於背面，亦可在[www.sgs.com](http://www.sgs.com)中查閱。將本公司之義務，免責，管轄權皆明確規範之。除非另有說明，此報告結果僅對檢驗之樣品負責。本報告未經本公司書面許可，不可部份複製。對本報告內容或外觀之任何未經授權之變更、偽造、竄改皆屬非法，違犯者將會被依法追訴。



Date: 10/28/2011

## Hotspot mode\_Front side\_CH1412

Communication System: WCDMA; Frequency: 1732.4 MHz

Medium parameters used:  $f = 1732.4$  MHz;  $\sigma = 1.461$  mho/m;  $\epsilon_r = 54.826$ ;  $\rho = 1000$  kg/m<sup>3</sup>

Phantom section: Flat Section

Measurement Standard: DASYS (IEEE/IEC/ANSI C63.19-2007)

DASY5 Configuration:

- Probe: EX3DV4 - SN3770; ConvF(7.84, 7.84, 7.84); Calibrated: 4/19/2011
- Sensor-Surface: 2mm (Mechanical Surface Detection)
- Electronics: DAE4 Sn856; Calibrated: 5/18/2011
- Phantom: SAM2; Type: SAM
- Measurement SW: DASY52, Version 52.6 (2); SEMCAD X Version 14.4.5 (3634)

**Configuration/Body/Area Scan (71x111x1):** Measurement grid: dx=15mm, dy=15mm

Maximum value of SAR (interpolated) = 0.989 mW/g

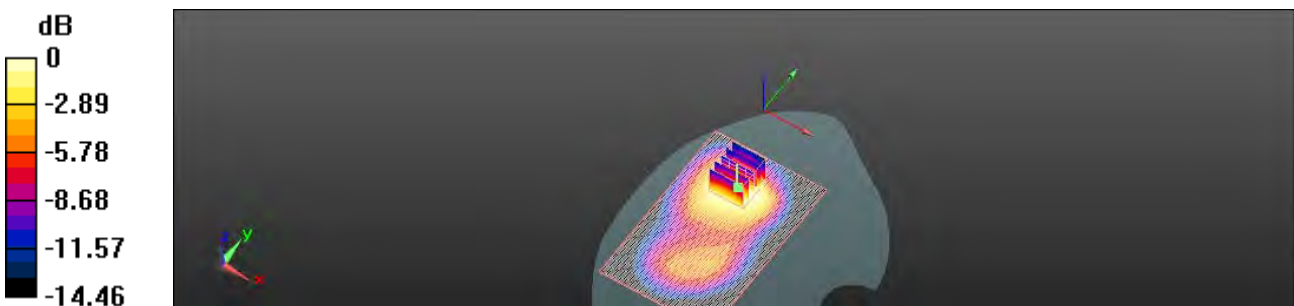
**Configuration/Body/Zoom Scan (7x7x7) (7x7x7)/Cube 0:** Measurement grid: dx=8mm, dy=8mm, dz=5mm

Reference Value = 9.232 V/m; Power Drift = 0.18 dB

Peak SAR (extrapolated) = 1.111 W/kg

**SAR(1 g) = 0.756 mW/g; SAR(10 g) = 0.495 mW/g**

Maximum value of SAR (measured) = 0.943 mW/g



0 dB = 0.940mW/g

This document is issued by the Company subject to its General Conditions of Service printed overleaf or available on request and accessible at [www.sgs.com](http://www.sgs.com). Attention is drawn to the limitations of liability, indemnification, and Jurisdictional issued defined therein. Unless otherwise stated, the results shown in this test report refer only to the sample(s) tested. This document cannot be reproduced except in full, without prior approval of Company. Any unauthorized alteration, forgery or falsification of the content or appearance of this report is unlawful and offenders may be prosecuted to the fullest extent of the law. 此報告是遵循本公司訂定之通用服務條款所製作發放，請注意此條款列印於背面，亦可在[www.sgs.com](http://www.sgs.com)中查閱。將本公司之義務，免責，管轄權皆明確規範之。除非另有說明，此報告結果僅對檢驗之樣品負責。本報告未經本公司書面許可，不可部份複製。對本報告內容或外觀之任何未經授權之變更、偽造、竄改皆屬非法，違犯者將會被依法追訴。

Date: 10/28/2011

## Hotspot mode\_Back side\_CH1312

Communication System: WCDMA; Frequency: 1712.4 MHz

Medium parameters used:  $f = 1712.4$  MHz;  $\sigma = 1.431$  mho/m;  $\epsilon_r = 54.835$ ;  $\rho = 1000$  kg/m<sup>3</sup>

Phantom section: Flat Section

Measurement Standard: DASYS (IEEE/IEC/ANSI C63.19-2007)

DASY5 Configuration:

- Probe: EX3DV4 - SN3770; ConvF(7.84, 7.84, 7.84); Calibrated: 4/19/2011
- Sensor-Surface: 2mm (Mechanical Surface Detection)
- Electronics: DAE4 Sn856; Calibrated: 5/18/2011
- Phantom: SAM2; Type: SAM
- Measurement SW: DASY52, Version 52.6 (2); SEMCAD X Version 14.4.5 (3634)

**Configuration/Body/Area Scan (71x111x1):** Measurement grid: dx=15mm, dy=15mm

Maximum value of SAR (interpolated) = 1.700 mW/g

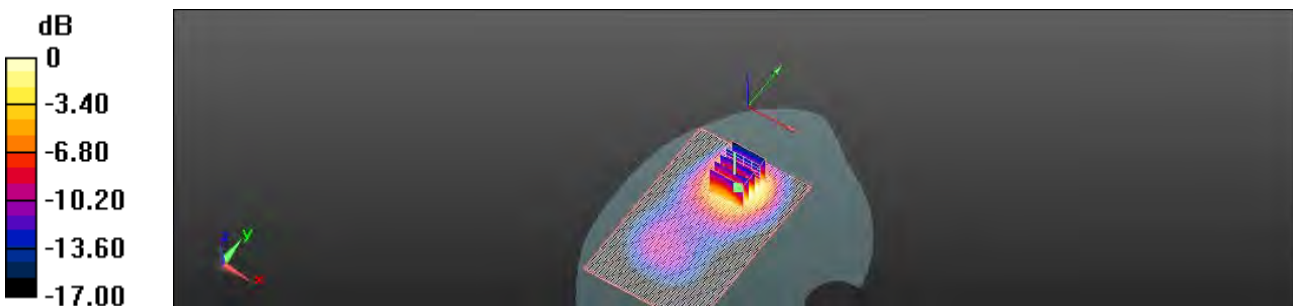
**Configuration/Body/Zoom Scan (7x7x7) (7x7x7)/Cube 0:** Measurement grid: dx=8mm, dy=8mm, dz=5mm

Reference Value = 5.387 V/m; Power Drift = 0.19 dB

Peak SAR (extrapolated) = 2.285 W/kg

**SAR(1 g) = 1.26 mW/g; SAR(10 g) = 0.710 mW/g**

Maximum value of SAR (measured) = 1.696 mW/g



0 dB = 1.700mW/g

This document is issued by the Company subject to its General Conditions of Service printed overleaf or available on request and accessible at [www.sgs.com](http://www.sgs.com). Attention is drawn to the limitations of liability, indemnification, and Jurisdictional issued defined therein. Unless otherwise stated, the results shown in this test report refer only to the sample(s) tested. This document cannot be reproduced except in full, without prior approval of Company. Any unauthorized alteration, forgery or falsification of the content or appearance of this report is unlawful and offenders may be prosecuted to the fullest extent of the law. 此報告是遵循本公司訂定之通用服務條款所製作發放，請注意此條款列印於背面，亦可在[www.sgs.com](http://www.sgs.com)中查閱。將本公司之義務，免責，管轄權皆明確規範之。除非另有說明，此報告結果僅對檢驗之樣品負責。本報告未經本公司書面許可，不可部份複製。對本報告內容或外觀之任何未經授權之變更、偽造、竄改皆屬非法，違犯者將會被依法追訴。

Date: 10/28/2011

## Hotspot mode\_Back side\_CH1412

Communication System: WCDMA; Frequency: 1732.4 MHz

Medium parameters used:  $f = 1732.4$  MHz;  $\sigma = 1.461$  mho/m;  $\epsilon_r = 54.826$ ;  $\rho = 1000$  kg/m<sup>3</sup>

Phantom section: Flat Section

Measurement Standard: DASYS (IEEE/IEC/ANSI C63.19-2007)

DASY5 Configuration:

- Probe: EX3DV4 - SN3770; ConvF(7.84, 7.84, 7.84); Calibrated: 4/19/2011
- Sensor-Surface: 2mm (Mechanical Surface Detection)
- Electronics: DAE4 Sn856; Calibrated: 5/18/2011
- Phantom: SAM2; Type: SAM
- Measurement SW: DASY52, Version 52.6 (2); SEMCAD X Version 14.4.5 (3634)

**Configuration/Body/Area Scan (71x111x1):** Measurement grid: dx=15mm, dy=15mm

Maximum value of SAR (interpolated) = 1.396 mW/g

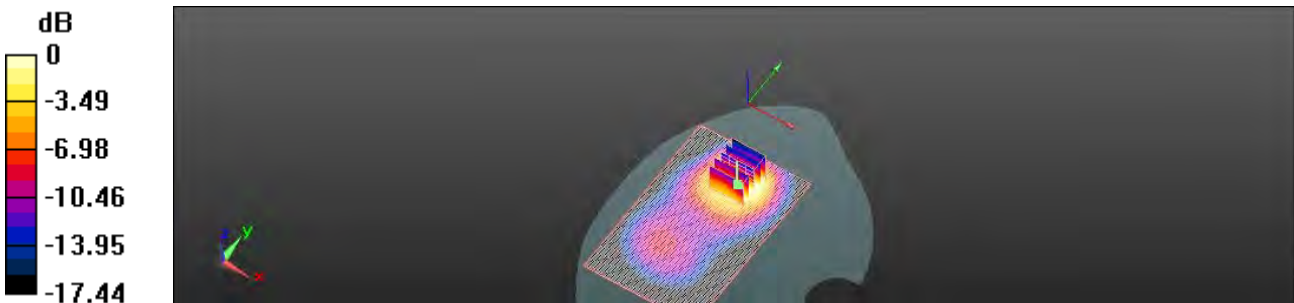
**Configuration/Body/Zoom Scan (7x7x7) (7x7x7)/Cube 0:** Measurement grid: dx=8mm, dy=8mm, dz=5mm

Reference Value = 5.376 V/m; Power Drift = 0.08 dB

Peak SAR (extrapolated) = 1.768 W/kg

**SAR(1 g) = 1.03 mW/g; SAR(10 g) = 0.598 mW/g**

Maximum value of SAR (measured) = 1.380 mW/g



0 dB = 1.380mW/g

This document is issued by the Company subject to its General Conditions of Service printed overleaf or available on request and accessible at [www.sgs.com](http://www.sgs.com). Attention is drawn to the limitations of liability, indemnification, and Jurisdictional issued defined therein. Unless otherwise stated, the results shown in this test report refer only to the sample(s) tested. This document cannot be reproduced except in full, without prior approval of Company. Any unauthorized alteration, forgery or falsification of the content or appearance of this report is unlawful and offenders may be prosecuted to the fullest extent of the law. 此報告是遵循本公司訂定之通用服務條款所製作發放，請注意此條款列印於背面，亦可在[www.sgs.com](http://www.sgs.com)中查閱。將本公司之義務，免責，管轄權皆明確規範之。除非另有說明，此報告結果僅對檢驗之樣品負責。本報告未經本公司書面許可，不可部份複製。對本報告內容或外觀之任何未經授權之變更、偽造、竄改皆屬非法，違犯者將會被依法追訴。

Date: 10/28/2011

## Hotspot mode\_Back side\_CH1513

Communication System: WCDMA; Frequency: 1752.6 MHz

Medium parameters used:  $f = 1753$  MHz;  $\sigma = 1.476$  mho/m;  $\epsilon_r = 54.866$ ;  $\rho = 1000$  kg/m<sup>3</sup>

Phantom section: Flat Section

Measurement Standard: DASYS (IEEE/IEC/ANSI C63.19-2007)

DASY5 Configuration:

- Probe: EX3DV4 - SN3770; ConvF(7.84, 7.84, 7.84); Calibrated: 4/19/2011
- Sensor-Surface: 2mm (Mechanical Surface Detection)
- Electronics: DAE4 Sn856; Calibrated: 5/18/2011
- Phantom: SAM2; Type: SAM
- Measurement SW: DASY52, Version 52.6 (2); SEMCAD X Version 14.4.5 (3634)

**Configuration/Body/Area Scan (71x111x1):** Measurement grid: dx=15mm, dy=15mm

Maximum value of SAR (interpolated) = 1.610 mW/g

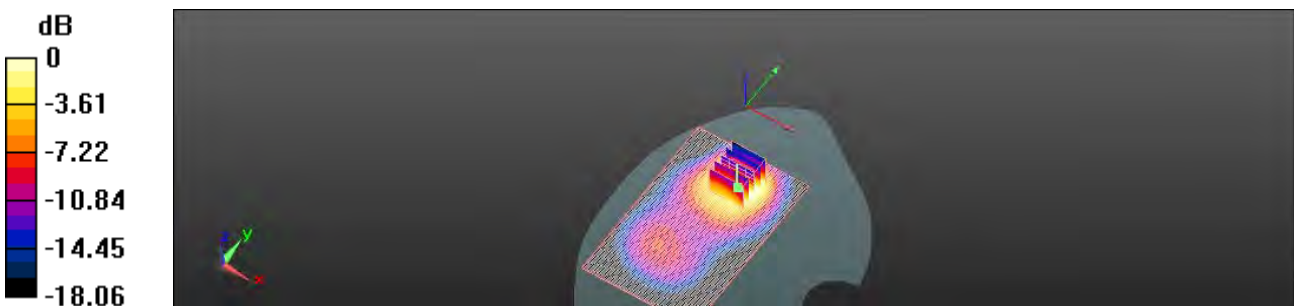
**Configuration/Body/Zoom Scan (7x7x7) (7x7x7)/Cube 0:** Measurement grid: dx=8mm, dy=8mm, dz=5mm

Reference Value = 6.035 V/m; Power Drift = -0.18 dB

Peak SAR (extrapolated) = 1.905 W/kg

**SAR(1 g) = 1.13 mW/g; SAR(10 g) = 0.665 mW/g**

Maximum value of SAR (measured) = 1.545 mW/g



0 dB = 1.550mW/g

This document is issued by the Company subject to its General Conditions of Service printed overleaf or available on request and accessible at [www.sgs.com](http://www.sgs.com). Attention is drawn to the limitations of liability, indemnification, and Jurisdictional issued defined therein. Unless otherwise stated, the results shown in this test report refer only to the sample(s) tested. This document cannot be reproduced except in full, without prior approval of Company. Any unauthorized alteration, forgery or falsification of the content or appearance of this report is unlawful and offenders may be prosecuted to the fullest extent of the law. 此報告是遵循本公司訂定之通用服務條款所製作發放，請注意此條款列印於背面，亦可在[www.sgs.com](http://www.sgs.com)中查閱。將本公司之義務，免責，管轄權皆明確規範之。除非另有說明，此報告結果僅對檢驗之樣品負責。本報告未經本公司書面許可，不可部份複製。對本報告內容或外觀之任何未經授權之變更、偽造、竄改皆屬非法，違犯者將會被依法追訴。

Date: 10/28/2011

## Hotspot mode\_Back side\_CH1312\_repeated with Memory card

Communication System: WCDMA; Frequency: 1712.4 MHz

Medium parameters used:  $f = 1712.4$  MHz;  $\sigma = 1.431$  mho/m;  $\epsilon_r = 54.835$ ;  $\rho = 1000$  kg/m<sup>3</sup>

Phantom section: Flat Section

Measurement Standard: DASYS (IEEE/IEC/ANSI C63.19-2007)

DASY5 Configuration:

- Probe: EX3DV4 - SN3770; ConvF(7.84, 7.84, 7.84); Calibrated: 4/19/2011
- Sensor-Surface: 2mm (Mechanical Surface Detection)
- Electronics: DAE4 Sn856; Calibrated: 5/18/2011
- Phantom: SAM2; Type: SAM
- Measurement SW: DASY52, Version 52.6 (2); SEMCAD X Version 14.4.5 (3634)

**Configuration/Body/Area Scan (71x111x1):** Measurement grid: dx=15mm, dy=15mm

Maximum value of SAR (interpolated) = 1.627 mW/g

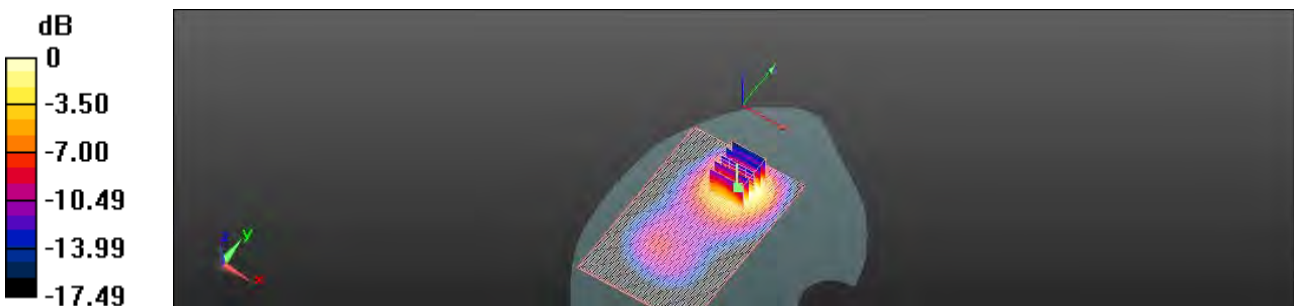
**Configuration/Body/Zoom Scan (7x7x7) (7x7x7)/Cube 0:** Measurement grid: dx=8mm, dy=8mm, dz=5mm

Reference Value = 6.499 V/m; Power Drift = 0.08 dB

Peak SAR (extrapolated) = 2.070 W/kg

**SAR(1 g) = 1.17 mW/g; SAR(10 g) = 0.666 mW/g**

Maximum value of SAR (measured) = 1.582 mW/g



0 dB = 1.580mW/g

This document is issued by the Company subject to its General Conditions of Service printed overleaf or available on request and accessible at [www.sgs.com](http://www.sgs.com). Attention is drawn to the limitations of liability, indemnification, and Jurisdictional issued defined therein. Unless otherwise stated, the results shown in this test report refer only to the sample(s) tested. This document cannot be reproduced except in full, without prior approval of Company. Any unauthorized alteration, forgery or falsification of the content or appearance of this report is unlawful and offenders may be prosecuted to the fullest extent of the law. 此報告是遵循本公司訂定之通用服務條款所製作發放，請注意此條款列印於背面，亦可在[www.sgs.com](http://www.sgs.com)中查閱。將本公司之義務，免責，管轄權皆明確規範之。除非另有說明，此報告結果僅對檢驗之樣品負責。本報告未經本公司書面許可，不可部份複製。對本報告內容或外觀之任何未經授權之變更、偽造、竄改皆屬非法，違犯者將會被依法追訴。

Date: 10/28/2011

## Hotspot mode\_Back side\_CH1312\_repeated with headset

Communication System: WCDMA; Frequency: 1712.4 MHz

Medium parameters used:  $f = 1712.4$  MHz;  $\sigma = 1.431$  mho/m;  $\epsilon_r = 54.835$ ;  $\rho = 1000$  kg/m<sup>3</sup>

Phantom section: Flat Section

Measurement Standard: DASYS (IEEE/IEC/ANSI C63.19-2007)

DASY5 Configuration:

- Probe: EX3DV4 - SN3770; ConvF(7.84, 7.84, 7.84); Calibrated: 4/19/2011
- Sensor-Surface: 2mm (Mechanical Surface Detection)
- Electronics: DAE4 Sn856; Calibrated: 5/18/2011
- Phantom: SAM2; Type: SAM
- Measurement SW: DASY52, Version 52.6 (2); SEMCAD X Version 14.4.5 (3634)

**Configuration/Body/Area Scan (71x111x1):** Measurement grid: dx=15mm, dy=15mm

Maximum value of SAR (interpolated) = 1.844 mW/g

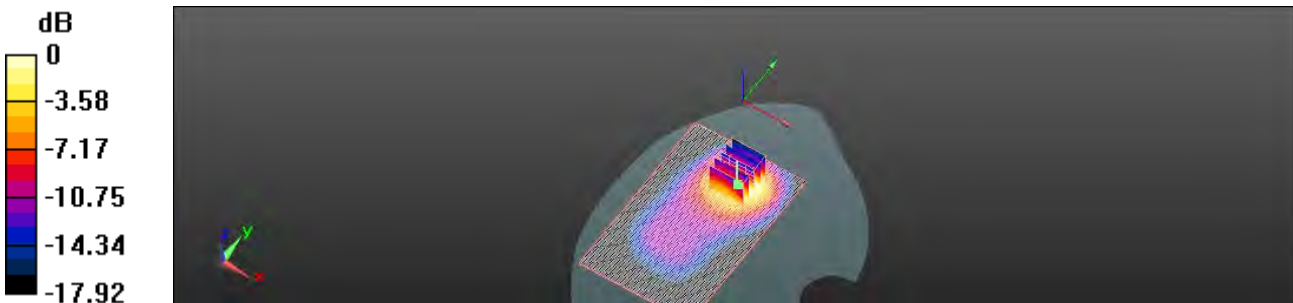
**Configuration/Body/Zoom Scan (7x7x7) (7x7x7)/Cube 0:** Measurement grid: dx=8mm, dy=8mm, dz=5mm

Reference Value = 6.171 V/m; Power Drift = 0.17 dB

Peak SAR (extrapolated) = 2.378 W/kg

**SAR(1 g) = 1.28 mW/g; SAR(10 g) = 0.711 mW/g**

Maximum value of SAR (measured) = 1.768 mW/g



0 dB = 1.770mW/g

This document is issued by the Company subject to its General Conditions of Service printed overleaf or available on request and accessible at [www.sgs.com](http://www.sgs.com). Attention is drawn to the limitations of liability, indemnification, and Jurisdictional issued defined therein. Unless otherwise stated, the results shown in this test report refer only to the sample(s) tested. This document cannot be reproduced except in full, without prior approval of Company. Any unauthorized alteration, forgery or falsification of the content or appearance of this report is unlawful and offenders may be prosecuted to the fullest extent of the law. 此報告是遵循本公司訂定之通用服務條款所製作發放，請注意此條款列印於背面，亦可在[www.sgs.com](http://www.sgs.com)中查閱。將本公司之義務，免責，管轄權皆明確規範之。除非另有說明，此報告結果僅對檢驗之樣品負責。本報告未經本公司書面許可，不可部份複製。對本報告內容或外觀之任何未經授權之變更、偽造、竄改皆屬非法，違犯者將會被依法追訴。

Date: 10/28/2011

## Hotspot mode\_Bottom side\_CH1412

Communication System: WCDMA; Frequency: 1732.4 MHz

Medium parameters used:  $f = 1732.4$  MHz;  $\sigma = 1.461$  mho/m;  $\epsilon_r = 54.826$ ;  $\rho = 1000$  kg/m<sup>3</sup>

Phantom section: Flat Section

Measurement Standard: DASYS (IEEE/IEC/ANSI C63.19-2007)

DASY5 Configuration:

- Probe: EX3DV4 - SN3770; ConvF(7.84, 7.84, 7.84); Calibrated: 4/19/2011
- Sensor-Surface: 2mm (Mechanical Surface Detection)
- Electronics: DAE4 Sn856; Calibrated: 5/18/2011
- Phantom: SAM2; Type: SAM
- Measurement SW: DASY52, Version 52.6 (2); SEMCAD X Version 14.4.5 (3634)

**Configuration/Body/Area Scan (61x81x1):** Measurement grid: dx=15mm, dy=15mm

Maximum value of SAR (interpolated) = 0.694 mW/g

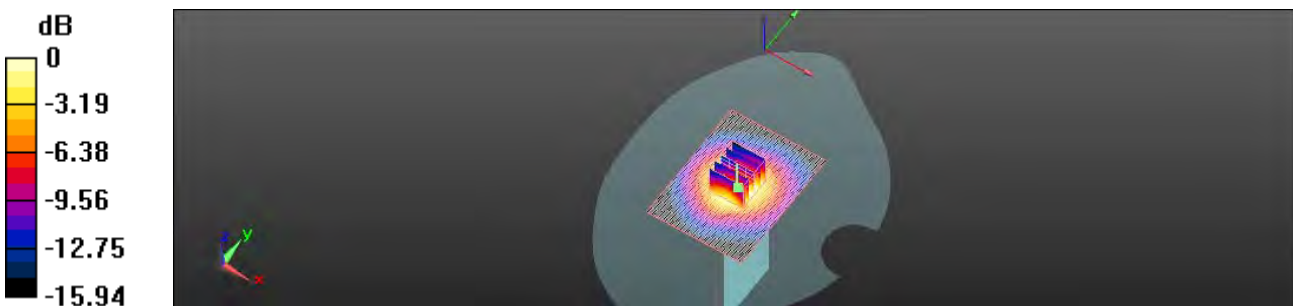
**Configuration/Body/Zoom Scan (7x7x7) (7x7x7)/Cube 0:** Measurement grid: dx=8mm, dy=8mm, dz=5mm

Reference Value = 21.358 V/m; Power Drift = -0.03 dB

Peak SAR (extrapolated) = 0.850 W/kg

**SAR(1 g) = 0.557 mW/g; SAR(10 g) = 0.329 mW/g**

Maximum value of SAR (measured) = 0.687 mW/g



0 dB = 0.690mW/g

This document is issued by the Company subject to its General Conditions of Service printed overleaf or available on request and accessible at [www.sgs.com](http://www.sgs.com). Attention is drawn to the limitations of liability, indemnification, and Jurisdictional issued defined therein. Unless otherwise stated, the results shown in this test report refer only to the sample(s) tested. This document cannot be reproduced except in full, without prior approval of Company. Any unauthorized alteration, forgery or falsification of the content or appearance of this report is unlawful and offenders may be prosecuted to the fullest extent of the law. 此報告是遵循本公司訂定之通用服務條款所製作發放，請注意此條款列印於背面，亦可在[www.sgs.com](http://www.sgs.com)中查閱。將本公司之義務，免責，管轄權皆明確規範之。除非另有說明，此報告結果僅對檢驗之樣品負責。本報告未經本公司書面許可，不可部份複製。對本報告內容或外觀之任何未經授權之變更、偽造、竄改皆屬非法，違犯者將會被依法追訴。

Date: 10/28/2011

## Hotspot mode\_Right side\_CH1412

Communication System: WCDMA; Frequency: 1732.4 MHz

Medium parameters used:  $f = 1732.4$  MHz;  $\sigma = 1.461$  mho/m;  $\epsilon_r = 54.826$ ;  $\rho = 1000$  kg/m<sup>3</sup>

Phantom section: Flat Section

Measurement Standard: DASY5 (IEEE/IEC/ANSI C63.19-2007)

DASY5 Configuration:

- Probe: EX3DV4 - SN3770; ConvF(7.84, 7.84, 7.84); Calibrated: 4/19/2011
- Sensor-Surface: 2mm (Mechanical Surface Detection)
- Electronics: DAE4 Sn856; Calibrated: 5/18/2011
- Phantom: SAM2; Type: SAM
- Measurement SW: DASY52, Version 52.6 (2); SEMCAD X Version 14.4.5 (3634)

**Configuration/Body/Area Scan (61x121x1):** Measurement grid: dx=15mm, dy=15mm

Maximum value of SAR (interpolated) = 0.265 mW/g

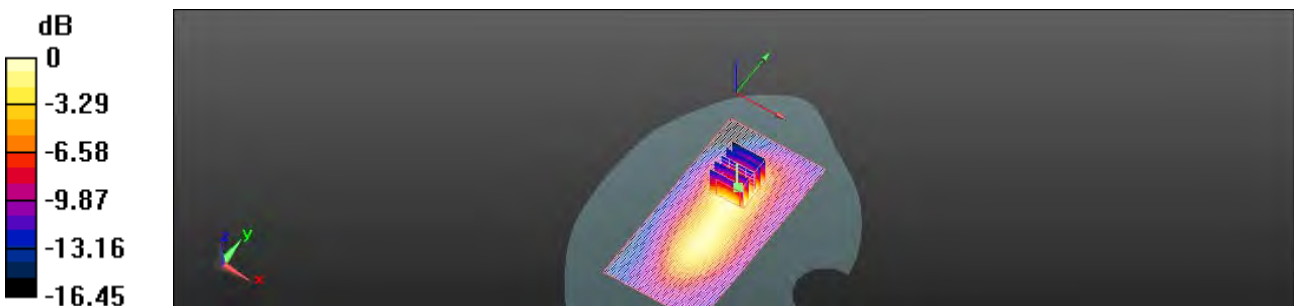
**Configuration/Body/Zoom Scan (7x7x7) (7x7x7)/Cube 0:** Measurement grid: dx=8mm, dy=8mm, dz=5mm

Reference Value = 10.480 V/m; Power Drift = -0.16 dB

Peak SAR (extrapolated) = 0.319 W/kg

**SAR(1 g) = 0.192 mW/g; SAR(10 g) = 0.112 mW/g**

Maximum value of SAR (measured) = 0.258 mW/g



0 dB = 0.260mW/g

This document is issued by the Company subject to its General Conditions of Service printed overleaf or available on request and accessible at [www.sgs.com](http://www.sgs.com). Attention is drawn to the limitations of liability, indemnification, and Jurisdictional issued defined therein. Unless otherwise stated, the results shown in this test report refer only to the sample(s) tested. This document cannot be reproduced except in full, without prior approval of Company. Any unauthorized alteration, forgery or falsification of the content or appearance of this report is unlawful and offenders may be prosecuted to the fullest extent of the law. 此報告是遵循本公司訂定之通用服務條款所製作發放，請注意此條款列印於背面，亦可在[www.sgs.com](http://www.sgs.com)中查閱。將本公司之義務，免責，管轄權皆明確規範之。除非另有說明，此報告結果僅對檢驗之樣品負責。本報告未經本公司書面許可，不可部份複製。對本報告內容或外觀之任何未經授權之變更、偽造、竄改皆屬非法，違犯者將會被依法追訴。



Date: 10/28/2011

## Hotspot mode\_Left side\_CH1412

Communication System: WCDMA; Frequency: 1732.4 MHz

Medium parameters used:  $f = 1732.4$  MHz;  $\sigma = 1.461$  mho/m;  $\epsilon_r = 54.826$ ;  $\rho = 1000$  kg/m<sup>3</sup>

Phantom section: Flat Section

Measurement Standard: DASYS (IEEE/IEC/ANSI C63.19-2007)

DASY5 Configuration:

- Probe: EX3DV4 - SN3770; ConvF(7.84, 7.84, 7.84); Calibrated: 4/19/2011
- Sensor-Surface: 2mm (Mechanical Surface Detection)
- Electronics: DAE4 Sn856; Calibrated: 5/18/2011
- Phantom: SAM2; Type: SAM
- Measurement SW: DASY52, Version 52.6 (2); SEMCAD X Version 14.4.5 (3634)

**Configuration/Body/Area Scan (61x121x1):** Measurement grid: dx=15mm, dy=15mm

Maximum value of SAR (interpolated) = 0.181 mW/g

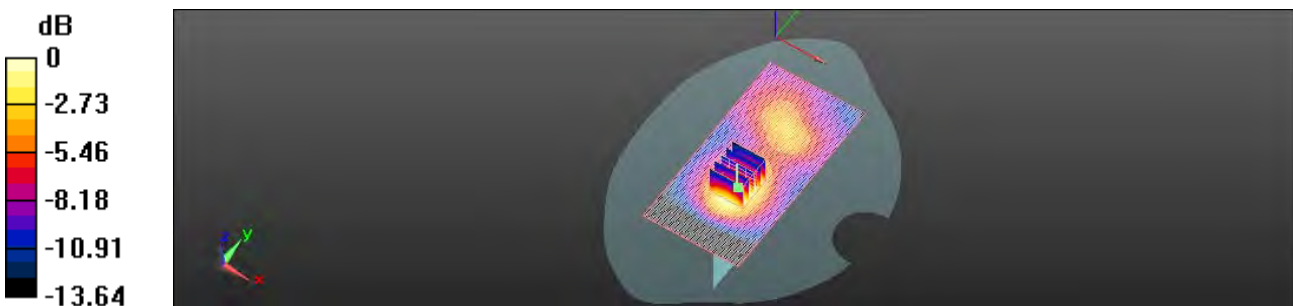
**Configuration/Body/Zoom Scan (7x7x7) (7x7x7)/Cube 0:** Measurement grid: dx=8mm, dy=8mm, dz=5mm

Reference Value = 8.734 V/m; Power Drift = 0.13 dB

Peak SAR (extrapolated) = 0.215 W/kg

**SAR(1 g) = 0.140 mW/g; SAR(10 g) = 0.086 mW/g**

Maximum value of SAR (measured) = 0.178 mW/g



0 dB = 0.180mW/g

This document is issued by the Company subject to its General Conditions of Service printed overleaf or available on request and accessible at [www.sgs.com](http://www.sgs.com). Attention is drawn to the limitations of liability, indemnification, and Jurisdictional issued defined therein. Unless otherwise stated, the results shown in this test report refer only to the sample(s) tested. This document cannot be reproduced except in full, without prior approval of Company. Any unauthorized alteration, forgery or falsification of the content or appearance of this report is unlawful and offenders may be prosecuted to the fullest extent of the law. 此報告是遵循本公司訂定之通用服務條款所製作發放，請注意此條款列印於背面，亦可在[www.sgs.com](http://www.sgs.com)中查閱。將本公司之義務，免責，管轄權皆明確規範之。除非另有說明，此報告結果僅對檢驗之樣品負責。本報告未經本公司書面許可，不可部份複製。對本報告內容或外觀之任何未經授權之變更、偽造、竄改皆屬非法，違犯者將會被依法追訴。

Date: 11/01/2011

## RE Cheek\_WLAN802.11b\_CH6

Communication System: WLAN802.11 b & g & n(20M)(40M); Frequency: 2437 MHz  
Medium parameters used:  $f = 2437$  MHz;  $\sigma = 1.782$  mho/m;  $\epsilon_r = 37.589$ ;  $\rho = 1000$  kg/m<sup>3</sup>  
Phantom section: Right Section  
Measurement Standard: DASYS (IEEE/IEC/ANSI C63.19-2007)  
DASY5 Configuration:

- Probe: EX3DV4 - SN3770; ConvF(6.99, 6.99, 6.99); Calibrated: 4/19/2011
- Sensor-Surface: 2mm (Mechanical Surface Detection)
- Electronics: DAE4 Sn856; Calibrated: 5/18/2011
- Phantom: SAM2; Type: SAM
- Measurement SW: DASY52, Version 52.6 (2); SEMCAD X Version 14.4.5 (3634)

### Configuration/RE Cheek/Area Scan (71x111x1): Measurement grid:

$dx=15$ mm,  $dy=15$ mm

Maximum value of SAR (interpolated) = 0.378 mW/g

### Configuration/RE Cheek/Zoom Scan (7x7x7) (7x7x7)/Cube 0:


Measurement grid:  $dx=8$ mm,  $dy=8$ mm,  $dz=5$ mm

Reference Value = 9.908 V/m; Power Drift = 0.19 dB

Peak SAR (extrapolated) = 0.536 W/kg

**SAR(1 g) = 0.233 mW/g; SAR(10 g) = 0.109 mW/g**

Maximum value of SAR (measured) = 0.371 mW/g



0 dB = 0.370mW/g

This document is issued by the Company subject to its General Conditions of Service printed overleaf or available on request and accessible at [www.sgs.com](http://www.sgs.com). Attention is drawn to the limitations of liability, indemnification, and Jurisdictional issued defined therein. Unless otherwise stated, the results shown in this test report refer only to the sample(s) tested. This document cannot be reproduced except in full, without prior approval of Company. Any unauthorized alteration, forgery or falsification of the content or appearance of this report is unlawful and offenders may be prosecuted to the fullest extent of the law. 此報告是遵循本公司訂定之通用服務條款所製作發放，請注意此條款列印於背面，亦可在[www.sgs.com](http://www.sgs.com)中查閱。將本公司之義務，免責，管轄權皆明確規範之。除非另有說明，此報告結果僅對檢驗之樣品負責。本報告未經本公司書面許可，不可部份複製。對本報告內容或外觀之任何未經授權之變更、偽造、竄改皆屬非法，違犯者將會被依法追訴。

Date: 11/01/2011

## RE Tilt\_WLAN802.11b\_CH1


Communication System: WLAN802.11 b & g & n(20M)(40M); Frequency: 2412 MHz  
Medium parameters used:  $f = 2412$  MHz;  $\sigma = 1.752$  mho/m;  $\epsilon_r = 37.657$ ;  $\rho = 1000$  kg/m<sup>3</sup>  
Phantom section: Right Section  
Measurement Standard: DASYS (IEEE/IEC/ANSI C63.19-2007)  
DASY5 Configuration:

- Probe: EX3DV4 - SN3770; ConvF(6.99, 6.99, 6.99); Calibrated: 4/19/2011
- Sensor-Surface: 2mm (Mechanical Surface Detection)
- Electronics: DAE4 Sn856; Calibrated: 5/18/2011
- Phantom: SAM2; Type: SAM
- Measurement SW: DASY52, Version 52.6 (2); SEMCAD X Version 14.4.5 (3634)

**Configuration/RE Tilt/Area Scan (71x111x1):** Measurement grid: dx=15mm, dy=15mm  
Maximum value of SAR (interpolated) = 0.379 mW/g

**Configuration/RE Tilt/Zoom Scan (7x7x7) (7x7x7)/Cube 0:** Measurement grid: dx=8mm, dy=8mm, dz=5mm  
Reference Value = 10.399 V/m; Power Drift = -0.02 dB  
Peak SAR (extrapolated) = 0.552 W/kg

**SAR(1 g) = 0.238 mW/g; SAR(10 g) = 0.110 mW/g**  
Maximum value of SAR (measured) = 0.390 mW/g



0 dB = 0.390mW/g

This document is issued by the Company subject to its General Conditions of Service printed overleaf or available on request and accessible at [www.sgs.com](http://www.sgs.com). Attention is drawn to the limitations of liability, indemnification, and Jurisdictional issued defined therein. Unless otherwise stated, the results shown in this test report refer only to the sample(s) tested. This document cannot be reproduced except in full, without prior approval of Company. Any unauthorized alteration, forgery or falsification of the content or appearance of this report is unlawful and offenders may be prosecuted to the fullest extent of the law. 此報告是遵循本公司訂定之通用服務條款所製作發放，請注意此條款列印於背面，亦可在[www.sgs.com](http://www.sgs.com)中查閱。將本公司之義務，免責，管轄權皆明確規範之。除非另有說明，此報告結果僅對檢驗之樣品負責。本報告未經本公司書面許可，不可部份複製。對本報告內容或外觀之任何未經授權之變更、偽造、竄改皆屬非法，違犯者將會被依法追訴。

Date: 11/01/2011

## RE Tilt\_WLAN802.11b\_CH6


Communication System: WLAN802.11 b & g & n(20M)(40M); Frequency: 2437 MHz  
Medium parameters used:  $f = 2437$  MHz;  $\sigma = 1.782$  mho/m;  $\epsilon_r = 37.589$ ;  $\rho = 1000$  kg/m<sup>3</sup>  
Phantom section: Right Section  
Measurement Standard: DASYS (IEEE/IEC/ANSI C63.19-2007)  
DASY5 Configuration:

- Probe: EX3DV4 - SN3770; ConvF(6.99, 6.99, 6.99); Calibrated: 4/19/2011
- Sensor-Surface: 2mm (Mechanical Surface Detection)
- Electronics: DAE4 Sn856; Calibrated: 5/18/2011
- Phantom: SAM2; Type: SAM
- Measurement SW: DASY52, Version 52.6 (2); SEMCAD X Version 14.4.5 (3634)

**Configuration/RE Tilt/Area Scan (71x111x1):** Measurement grid: dx=15mm, dy=15mm  
Maximum value of SAR (interpolated) = 0.349 mW/g

**Configuration/RE Tilt/Zoom Scan (7x7x7) (7x7x7)/Cube 0:** Measurement grid: dx=8mm, dy=8mm, dz=5mm  
Reference Value = 10.412 V/m; Power Drift = 0.12 dB  
Peak SAR (extrapolated) = 0.576 W/kg

**SAR(1 g) = 0.252 mW/g; SAR(10 g) = 0.111 mW/g**  
Maximum value of SAR (measured) = 0.362 mW/g



0 dB = 0.360mW/g

This document is issued by the Company subject to its General Conditions of Service printed overleaf or available on request and accessible at [www.sgs.com](http://www.sgs.com). Attention is drawn to the limitations of liability, indemnification, and Jurisdictional issued defined therein. Unless otherwise stated, the results shown in this test report refer only to the sample(s) tested. This document cannot be reproduced except in full, without prior approval of Company. Any unauthorized alteration, forgery or falsification of the content or appearance of this report is unlawful and offenders may be prosecuted to the fullest extent of the law. 此報告是遵循本公司訂定之通用服務條款所製作發放，請注意此條款列印於背面，亦可在[www.sgs.com](http://www.sgs.com)中查閱。將本公司之義務，免責，管轄權皆明確規範之。除非另有說明，此報告結果僅對檢驗之樣品負責。本報告未經本公司書面許可，不可部份複製。對本報告內容或外觀之任何未經授權之變更、偽造、竄改皆屬非法，違犯者將會被依法追訴。

Date: 11/01/2011

## RE Tilt\_WLAN802.11b\_CH11


Communication System: WLAN802.11 b & g & n(20M)(40M); Frequency: 2462 MHz  
Medium parameters used:  $f = 2462$  MHz;  $\sigma = 1.811$  mho/m;  $\epsilon_r = 37.526$ ;  $\rho = 1000$  kg/m<sup>3</sup>  
Phantom section: Right Section  
Measurement Standard: DASYS (IEEE/IEC/ANSI C63.19-2007)  
DASY5 Configuration:

- Probe: EX3DV4 - SN3770; ConvF(6.99, 6.99, 6.99); Calibrated: 4/19/2011
- Sensor-Surface: 2mm (Mechanical Surface Detection)
- Electronics: DAE4 Sn856; Calibrated: 5/18/2011
- Phantom: SAM2; Type: SAM
- Measurement SW: DASY52, Version 52.6 (2); SEMCAD X Version 14.4.5 (3634)

**Configuration/RE Tilt/Area Scan (71x111x1):** Measurement grid: dx=15mm, dy=15mm  
Maximum value of SAR (interpolated) = 0.421 mW/g

**Configuration/RE Tilt/Zoom Scan (7x7x7) (7x7x7)/Cube 0:** Measurement grid: dx=8mm, dy=8mm, dz=5mm  
Reference Value = 10.595 V/m; Power Drift = -0.13 dB  
Peak SAR (extrapolated) = 0.608 W/kg

**SAR(1 g) = 0.258 mW/g; SAR(10 g) = 0.118 mW/g**  
Maximum value of SAR (measured) = 0.424 mW/g



0 dB = 0.420mW/g

This document is issued by the Company subject to its General Conditions of Service printed overleaf or available on request and accessible at [www.sgs.com](http://www.sgs.com). Attention is drawn to the limitations of liability, indemnification, and Jurisdictional issued defined therein. Unless otherwise stated, the results shown in this test report refer only to the sample(s) tested. This document cannot be reproduced except in full, without prior approval of Company. Any unauthorized alteration, forgery or falsification of the content or appearance of this report is unlawful and offenders may be prosecuted to the fullest extent of the law. 此報告是遵循本公司訂定之通用服務條款所製作發放，請注意此條款列印於背面，亦可在[www.sgs.com](http://www.sgs.com)中查閱。將本公司之義務，免責，管轄權皆明確規範之。除非另有說明，此報告結果僅對檢驗之樣品負責。本報告未經本公司書面許可，不可部份複製。對本報告內容或外觀之任何未經授權之變更、偽造、竄改皆屬非法，違犯者將會被依法追訴。

Date: 11/01/2011

## LE Cheek\_WLAN802.11b\_CH6

Communication System: WLAN802.11 b & g & n(20M)(40M); Frequency: 2437 MHz  
Medium parameters used:  $f = 2437$  MHz;  $\sigma = 1.782$  mho/m;  $\epsilon_r = 37.589$ ;  $\rho = 1000$  kg/m<sup>3</sup>  
Phantom section: Left Section  
Measurement Standard: DASYS (IEEE/IEC/ANSI C63.19-2007)  
DASY5 Configuration:

- Probe: EX3DV4 - SN3770; ConvF(6.99, 6.99, 6.99); Calibrated: 4/19/2011
- Sensor-Surface: 2mm (Mechanical Surface Detection)
- Electronics: DAE4 Sn856; Calibrated: 5/18/2011
- Phantom: SAM2; Type: SAM
- Measurement SW: DASY52, Version 52.6 (2); SEMCAD X Version 14.4.5 (3634)

### Configuration/LE Cheek/Area Scan (71x111x1): Measurement grid:

$dx=15$ mm,  $dy=15$ mm

Maximum value of SAR (interpolated) = 0.220 mW/g

### Configuration/LE Cheek/Zoom Scan (7x7x7) (7x7x7)/Cube 0:


Measurement grid:  $dx=8$ mm,  $dy=8$ mm,  $dz=5$ mm

Reference Value = 8.423 V/m; Power Drift = 0.17 dB

Peak SAR (extrapolated) = 0.335 W/kg

**SAR(1 g) = 0.157 mW/g; SAR(10 g) = 0.076 mW/g**

Maximum value of SAR (measured) = 0.244 mW/g



0 dB = 0.240mW/g

This document is issued by the Company subject to its General Conditions of Service printed overleaf or available on request and accessible at [www.sgs.com](http://www.sgs.com). Attention is drawn to the limitations of liability, indemnification, and Jurisdictional issued defined therein. Unless otherwise stated, the results shown in this test report refer only to the sample(s) tested. This document cannot be reproduced except in full, without prior approval of Company. Any unauthorized alteration, forgery or falsification of the content or appearance of this report is unlawful and offenders may be prosecuted to the fullest extent of the law. 此報告是遵循本公司訂定之通用服務條款所製作發放，請注意此條款列印於背面，亦可在[www.sgs.com](http://www.sgs.com)中查閱。將本公司之義務，免責，管轄權皆明確規範之。除非另有說明，此報告結果僅對檢驗之樣品負責。本報告未經本公司書面許可，不可部份複製。對本報告內容或外觀之任何未經授權之變更、偽造、竄改皆屬非法，違犯者將會被依法追訴。

Date: 11/01/2011

## LE Tilt\_WLAN802.11b\_CH6

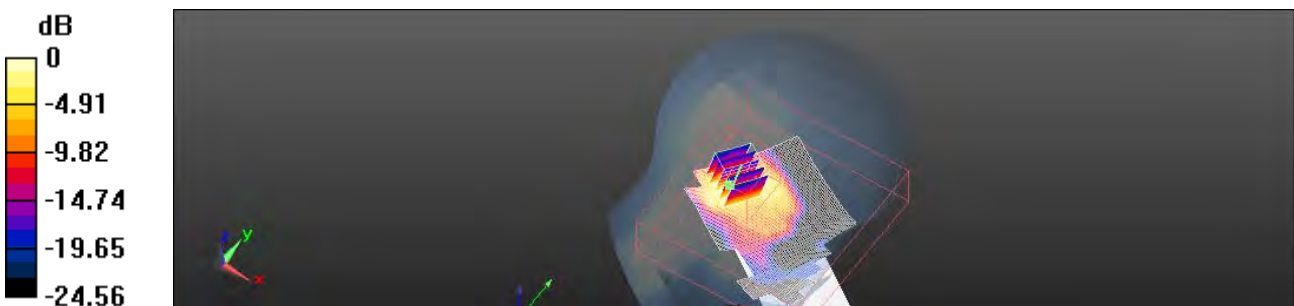
Communication System: WLAN802.11 b & g & n(20M)(40M); Frequency: 2437 MHz  
Medium parameters used:  $f = 2437$  MHz;  $\sigma = 1.782$  mho/m;  $\epsilon_r = 37.589$ ;  $\rho = 1000$  kg/m<sup>3</sup>  
Phantom section: Left Section  
Measurement Standard: DASYS (IEEE/IEC/ANSI C63.19-2007)  
DASY5 Configuration:

- Probe: EX3DV4 - SN3770; ConvF(6.99, 6.99, 6.99); Calibrated: 4/19/2011
- Sensor-Surface: 2mm (Mechanical Surface Detection)
- Electronics: DAE4 Sn856; Calibrated: 5/18/2011
- Phantom: SAM2; Type: SAM
- Measurement SW: DASY52, Version 52.6 (2); SEMCAD X Version 14.4.5 (3634)

**Configuration/LE Tilt/Area Scan (71x111x1):** Measurement grid: dx=15mm, dy=15mm  
Maximum value of SAR (interpolated) = 0.256 mW/g

**Configuration/LE Tilt/Zoom Scan (7x7x7) (7x7x7)/Cube 0:** Measurement grid: dx=8mm, dy=8mm, dz=5mm  
Reference Value = 8.555 V/m; Power Drift = 0.09 dB  
Peak SAR (extrapolated) = 0.394 W/kg

**SAR(1 g) = 0.185 mW/g; SAR(10 g) = 0.086 mW/g**  
Maximum value of SAR (measured) = 0.286 mW/g



0 dB = 0.290mW/g

This document is issued by the Company subject to its General Conditions of Service printed overleaf or available on request and accessible at [www.sgs.com](http://www.sgs.com). Attention is drawn to the limitations of liability, indemnification, and Jurisdictional issued defined therein. Unless otherwise stated, the results shown in this test report refer only to the sample(s) tested. This document cannot be reproduced except in full, without prior approval of Company. Any unauthorized alteration, forgery or falsification of the content or appearance of this report is unlawful and offenders may be prosecuted to the fullest extent of the law. 此報告是遵循本公司訂定之通用服務條款所製作發放，請注意此條款列印於背面，亦可在[www.sgs.com](http://www.sgs.com)中查閱。將本公司之義務，免責，管轄權皆明確規範之。除非另有說明，此報告結果僅對檢驗之樣品負責。本報告未經本公司書面許可，不可部份複製。對本報告內容或外觀之任何未經授權之變更、偽造、竄改皆屬非法，違犯者將會被依法追訴。

Date: 11/01/2011

## Hotspot mode\_Back side\_WLAN802.11b\_CH6


Communication System: WLAN802.11 b & g & n(20M)(40M); Frequency: 2437 MHz  
Medium parameters used:  $f = 2437 \text{ MHz}$ ;  $\sigma = 1.908 \text{ mho/m}$ ;  $\epsilon_r = 50.062$ ;  $\rho = 1000 \text{ kg/m}^3$   
Phantom section: Flat Section  
Measurement Standard: DASY5 (IEEE/IEC/ANSI C63.19-2007)  
DASY5 Configuration:

- Probe: EX3DV4 - SN3770; ConvF(6.96, 6.96, 6.96); Calibrated: 4/19/2011
- Sensor-Surface: 2mm (Mechanical Surface Detection)
- Electronics: DAE4 Sn856; Calibrated: 5/18/2011
- Phantom: SAM2; Type: SAM
- Measurement SW: DASY52, Version 52.6 (2); SEMCAD X Version 14.4.5 (3634)

**Configuration/Body/Area Scan (71x111x1):** Measurement grid:  $dx=15\text{mm}$ ,  $dy=15\text{mm}$   
Maximum value of SAR (interpolated) = 0.171 mW/g

**Configuration/Body/Zoom Scan (7x7x7) (7x7x7)/Cube 0:** Measurement grid:  $dx=8\text{mm}$ ,  $dy=8\text{mm}$ ,  $dz=5\text{mm}$   
Reference Value = 2.300 V/m; Power Drift = 0.05 dB  
Peak SAR (extrapolated) = 0.235 W/kg

**SAR(1 g) = 0.116 mW/g; SAR(10 g) = 0.057 mW/g**  
Maximum value of SAR (measured) = 0.166 mW/g



0 dB = 0.170mW/g

This document is issued by the Company subject to its General Conditions of Service printed overleaf or available on request and accessible at [www.sgs.com](http://www.sgs.com). Attention is drawn to the limitations of liability, indemnification, and Jurisdictional issued defined therein. Unless otherwise stated, the results shown in this test report refer only to the sample(s) tested. This document cannot be reproduced except in full, without prior approval of Company. Any unauthorized alteration, forgery or falsification of the content or appearance of this report is unlawful and offenders may be prosecuted to the fullest extent of the law. 此報告是遵循本公司訂定之通用服務條款所製作發放，請注意此條款列印於背面，亦可在[www.sgs.com](http://www.sgs.com)中查閱。將本公司之義務，免責，管轄權皆明確規範之。除非另有說明，此報告結果僅對檢驗之樣品負責。本報告未經本公司書面許可，不可部份複製。對本報告內容或外觀之任何未經授權之變更、偽造、竄改皆屬非法，違犯者將會被依法追訴。



Date: 11/01/2011

## RE Cheek\_WLAN802.11g\_CH6

Communication System: WLAN802.11 b & g & n(20M)(40M); Frequency: 2437 MHz  
Medium parameters used:  $f = 2437$  MHz;  $\sigma = 1.782$  mho/m;  $\epsilon_r = 37.589$ ;  $\rho = 1000$  kg/m<sup>3</sup>  
Phantom section: Right Section  
Measurement Standard: DASY5 (IEEE/IEC/ANSI C63.19-2007)  
DASY5 Configuration:

- Probe: EX3DV4 - SN3770; ConvF(6.99, 6.99, 6.99); Calibrated: 4/19/2011
- Sensor-Surface: 2mm (Mechanical Surface Detection)
- Electronics: DAE4 Sn856; Calibrated: 5/18/2011
- Phantom: SAM2; Type: SAM
- Measurement SW: DASY52, Version 52.6 (2); SEMCAD X Version 14.4.5 (3634)

### Configuration/RE Cheek/Area Scan (71x111x1): Measurement grid:

$dx=15$ mm,  $dy=15$ mm

Maximum value of SAR (interpolated) = 0.594 mW/g

### Configuration/RE Cheek/Zoom Scan (7x7x7) (7x7x7)/Cube 0:


Measurement grid:  $dx=8$ mm,  $dy=8$ mm,  $dz=5$ mm

Reference Value = 12.325 V/m; Power Drift = 0.05 dB

Peak SAR (extrapolated) = 0.859 W/kg

**SAR(1 g) = 0.365 mW/g; SAR(10 g) = 0.168 mW/g**

Maximum value of SAR (measured) = 0.600 mW/g



0 dB = 0.600mW/g

This document is issued by the Company subject to its General Conditions of Service printed overleaf or available on request and accessible at [www.sgs.com](http://www.sgs.com). Attention is drawn to the limitations of liability, indemnification, and Jurisdictional issued defined therein. Unless otherwise stated, the results shown in this test report refer only to the sample(s) tested. This document cannot be reproduced except in full, without prior approval of Company. Any unauthorized alteration, forgery or falsification of the content or appearance of this report is unlawful and offenders may be prosecuted to the fullest extent of the law. 此報告是遵循本公司訂定之通用服務條款所製作發放，請注意此條款列印於背面，亦可在[www.sgs.com](http://www.sgs.com)中查閱。將本公司之義務，免責，管轄權皆明確規範之。除非另有說明，此報告結果僅對檢驗之樣品負責。本報告未經本公司書面許可，不可部份複製。對本報告內容或外觀之任何未經授權之變更、偽造、竄改皆屬非法，違犯者將會被依法追訴。

Date: 11/01/2011

## RE Tilt\_WLAN802.11g\_CH1

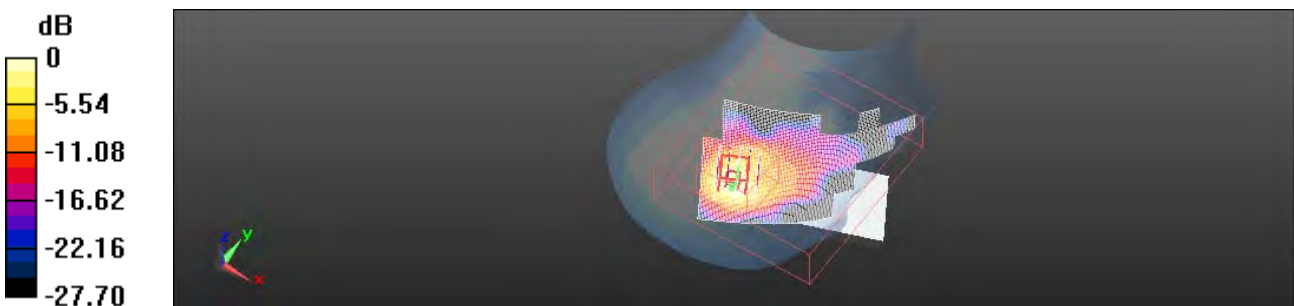
Communication System: WLAN802.11 b & g & n(20M)(40M); Frequency: 2412 MHz  
Medium parameters used:  $f = 2412$  MHz;  $\sigma = 1.752$  mho/m;  $\epsilon_r = 37.657$ ;  $\rho = 1000$  kg/m<sup>3</sup>  
Phantom section: Right Section  
Measurement Standard: DASYS (IEEE/IEC/ANSI C63.19-2007)  
DASY5 Configuration:

- Probe: EX3DV4 - SN3770; ConvF(6.99, 6.99, 6.99); Calibrated: 4/19/2011
- Sensor-Surface: 2mm (Mechanical Surface Detection)
- Electronics: DAE4 Sn856; Calibrated: 5/18/2011
- Phantom: SAM2; Type: SAM
- Measurement SW: DASY52, Version 52.6 (2); SEMCAD X Version 14.4.5 (3634)

**Configuration/RE Tilt/Area Scan (71x111x1):** Measurement grid: dx=15mm, dy=15mm  
Maximum value of SAR (interpolated) = 0.132 mW/g

**Configuration/RE Tilt/Zoom Scan (7x7x7) (7x7x7)/Cube 0:** Measurement grid: dx=8mm, dy=8mm, dz=5mm  
Reference Value = 5.830 V/m; Power Drift = 0.12 dB  
Peak SAR (extrapolated) = 0.223 W/kg

**SAR(1 g) = 0.097 mW/g; SAR(10 g) = 0.042 mW/g**  
Maximum value of SAR (measured) = 0.150 mW/g



0 dB = 0.150mW/g

This document is issued by the Company subject to its General Conditions of Service printed overleaf or available on request and accessible at [www.sgs.com](http://www.sgs.com). Attention is drawn to the limitations of liability, indemnification, and Jurisdictional issued defined therein. Unless otherwise stated, the results shown in this test report refer only to the sample(s) tested. This document cannot be reproduced except in full, without prior approval of Company. Any unauthorized alteration, forgery or falsification of the content or appearance of this report is unlawful and offenders may be prosecuted to the fullest extent of the law. 此報告是遵循本公司訂定之通用服務條款所製作發放，請注意此條款列印於背面，亦可在[www.sgs.com](http://www.sgs.com)中查閱。將本公司之義務，免責，管轄權皆明確規範之。除非另有說明，此報告結果僅對檢驗之樣品負責。本報告未經本公司書面許可，不可部份複製。對本報告內容或外觀之任何未經授權之變更、偽造、竄改皆屬非法，違犯者將會被依法追訴。

Date: 11/01/2011

## RE Tilt\_WLAN802.11g\_CH6


Communication System: WLAN802.11 b & g & n(20M)(40M); Frequency: 2437 MHz  
Medium parameters used:  $f = 2437$  MHz;  $\sigma = 1.782$  mho/m;  $\epsilon_r = 37.589$ ;  $\rho = 1000$  kg/m<sup>3</sup>  
Phantom section: Right Section  
Measurement Standard: DASYS (IEEE/IEC/ANSI C63.19-2007)  
DASY5 Configuration:

- Probe: EX3DV4 - SN3770; ConvF(6.99, 6.99, 6.99); Calibrated: 4/19/2011
- Sensor-Surface: 2mm (Mechanical Surface Detection)
- Electronics: DAE4 Sn856; Calibrated: 5/18/2011
- Phantom: SAM2; Type: SAM
- Measurement SW: DASY52, Version 52.6 (2); SEMCAD X Version 14.4.5 (3634)

**Configuration/RE Tilt/Area Scan (71x111x1):** Measurement grid: dx=15mm, dy=15mm  
Maximum value of SAR (interpolated) = 0.556 mW/g

**Configuration/RE Tilt/Zoom Scan (7x7x7) (7x7x7)/Cube 0:** Measurement grid: dx=8mm, dy=8mm, dz=5mm  
Reference Value = 11.960 V/m; Power Drift = 0.11 dB  
Peak SAR (extrapolated) = 0.925 W/kg

**SAR(1 g) = 0.398 mW/g; SAR(10 g) = 0.172 mW/g**  
Maximum value of SAR (measured) = 0.620 mW/g



0 dB = 0.620mW/g

This document is issued by the Company subject to its General Conditions of Service printed overleaf or available on request and accessible at [www.sgs.com](http://www.sgs.com). Attention is drawn to the limitations of liability, indemnification, and Jurisdictional issued defined therein. Unless otherwise stated, the results shown in this test report refer only to the sample(s) tested. This document cannot be reproduced except in full, without prior approval of Company. Any unauthorized alteration, forgery or falsification of the content or appearance of this report is unlawful and offenders may be prosecuted to the fullest extent of the law. 此報告是遵循本公司訂定之通用服務條款所製作發放，請注意此條款列印於背面，亦可在[www.sgs.com](http://www.sgs.com)中查閱。將本公司之義務，免責，管轄權皆明確規範之。除非另有說明，此報告結果僅對檢驗之樣品負責。本報告未經本公司書面許可，不可部份複製。對本報告內容或外觀之任何未經授權之變更、偽造、竄改皆屬非法，違犯者將會被依法追訴。

Date: 11/01/2011

## RE Tilt\_WLAN802.11g\_CH11


Communication System: WLAN802.11 b & g & n(20M)(40M); Frequency: 2462 MHz  
Medium parameters used:  $f = 2462$  MHz;  $\sigma = 1.811$  mho/m;  $\epsilon_r = 37.526$ ;  $\rho = 1000$  kg/m<sup>3</sup>  
Phantom section: Right Section  
Measurement Standard: DASYS (IEEE/IEC/ANSI C63.19-2007)  
DASY5 Configuration:

- Probe: EX3DV4 - SN3770; ConvF(6.99, 6.99, 6.99); Calibrated: 4/19/2011
- Sensor-Surface: 2mm (Mechanical Surface Detection)
- Electronics: DAE4 Sn856; Calibrated: 5/18/2011
- Phantom: SAM2; Type: SAM
- Measurement SW: DASY52, Version 52.6 (2); SEMCAD X Version 14.4.5 (3634)

**Configuration/RE Tilt/Area Scan (71x111x1):** Measurement grid: dx=15mm, dy=15mm  
Maximum value of SAR (interpolated) = 0.238 mW/g

**Configuration/RE Tilt/Zoom Scan (7x7x7) (7x7x7)/Cube 0:** Measurement grid: dx=8mm, dy=8mm, dz=5mm  
Reference Value = 7.912 V/m; Power Drift = -0.08 dB  
Peak SAR (extrapolated) = 0.429 W/kg

**SAR(1 g) = 0.182 mW/g; SAR(10 g) = 0.078 mW/g**  
Maximum value of SAR (measured) = 0.298 mW/g



0 dB = 0.300mW/g

This document is issued by the Company subject to its General Conditions of Service printed overleaf or available on request and accessible at [www.sgs.com](http://www.sgs.com). Attention is drawn to the limitations of liability, indemnification, and Jurisdictional issued defined therein. Unless otherwise stated, the results shown in this test report refer only to the sample(s) tested. This document cannot be reproduced except in full, without prior approval of Company. Any unauthorized alteration, forgery or falsification of the content or appearance of this report is unlawful and offenders may be prosecuted to the fullest extent of the law. 此報告是遵循本公司訂定之通用服務條款所製作發放，請注意此條款列印於背面，亦可在[www.sgs.com](http://www.sgs.com)中查閱。將本公司之義務，免責，管轄權皆明確規範之。除非另有說明，此報告結果僅對檢驗之樣品負責。本報告未經本公司書面許可，不可部份複製。對本報告內容或外觀之任何未經授權之變更、偽造、竄改皆屬非法，違犯者將會被依法追訴。

Date: 11/01/2011

## RE Tilt\_WLAN802.11g\_CH6\_repeated with Memory card


Communication System: WLAN802.11 b & g & n(20M)(40M); Frequency: 2437 MHz  
Medium parameters used:  $f = 2437$  MHz;  $\sigma = 1.782$  mho/m;  $\epsilon_r = 37.589$ ;  $\rho = 1000$  kg/m<sup>3</sup>  
Phantom section: Right Section  
Measurement Standard: DASYS (IEEE/IEC/ANSI C63.19-2007)  
DASY5 Configuration:

- Probe: EX3DV4 - SN3770; ConvF(6.99, 6.99, 6.99); Calibrated: 4/19/2011
- Sensor-Surface: 2mm (Mechanical Surface Detection)
- Electronics: DAE4 Sn856; Calibrated: 5/18/2011
- Phantom: SAM2; Type: SAM
- Measurement SW: DASY52, Version 52.6 (2); SEMCAD X Version 14.4.5 (3634)

**Configuration/RE Tilt/Area Scan (71x111x1):** Measurement grid: dx=15mm, dy=15mm  
Maximum value of SAR (interpolated) = 0.519 mW/g

**Configuration/RE Tilt/Zoom Scan (7x7x7) (7x7x7)/Cube 0:** Measurement grid: dx=8mm, dy=8mm, dz=5mm  
Reference Value = 11.174 V/m; Power Drift = 0.19 dB  
Peak SAR (extrapolated) = 0.870 W/kg

**SAR(1 g) = 0.369 mW/g; SAR(10 g) = 0.161 mW/g**  
Maximum value of SAR (measured) = 0.605 mW/g



0 dB = 0.600mW/g

This document is issued by the Company subject to its General Conditions of Service printed overleaf or available on request and accessible at [www.sgs.com](http://www.sgs.com). Attention is drawn to the limitations of liability, indemnification, and Jurisdictional issued defined therein. Unless otherwise stated, the results shown in this test report refer only to the sample(s) tested. This document cannot be reproduced except in full, without prior approval of Company. Any unauthorized alteration, forgery or falsification of the content or appearance of this report is unlawful and offenders may be prosecuted to the fullest extent of the law. 此報告是遵循本公司訂定之通用服務條款所製作發放，請注意此條款列印於背面，亦可在[www.sgs.com](http://www.sgs.com)中查閱。將本公司之義務，免責，管轄權皆明確規範之。除非另有說明，此報告結果僅對檢驗之樣品負責。本報告未經本公司書面許可，不可部份複製。對本報告內容或外觀之任何未經授權之變更、偽造、竄改皆屬非法，違犯者將會被依法追訴。

Date: 11/01/2011

## LE Cheek\_WLAN802.11g\_CH6

Communication System: WLAN802.11 b & g & n(20M)(40M); Frequency: 2437 MHz  
Medium parameters used:  $f = 2437$  MHz;  $\sigma = 1.782$  mho/m;  $\epsilon_r = 37.589$ ;  $\rho = 1000$  kg/m<sup>3</sup>  
Phantom section: Left Section  
Measurement Standard: DASY5 (IEEE/IEC/ANSI C63.19-2007)  
DASY5 Configuration:

- Probe: EX3DV4 - SN3770; ConvF(6.99, 6.99, 6.99); Calibrated: 4/19/2011
- Sensor-Surface: 2mm (Mechanical Surface Detection)
- Electronics: DAE4 Sn856; Calibrated: 5/18/2011
- Phantom: SAM2; Type: SAM
- Measurement SW: DASY52, Version 52.6 (2); SEMCAD X Version 14.4.5 (3634)

### Configuration/LE Cheek/Area Scan (71x111x1): Measurement grid:

$dx=15$ mm,  $dy=15$ mm

Maximum value of SAR (interpolated) = 0.346 mW/g

### Configuration/LE Cheek/Zoom Scan (7x7x7) (7x7x7)/Cube 0:


Measurement grid:  $dx=8$ mm,  $dy=8$ mm,  $dz=5$ mm

Reference Value = 9.843 V/m; Power Drift = 0.16 dB

Peak SAR (extrapolated) = 0.511 W/kg

**SAR(1 g) = 0.242 mW/g; SAR(10 g) = 0.117 mW/g**

Maximum value of SAR (measured) = 0.369 mW/g



0 dB = 0.370mW/g

This document is issued by the Company subject to its General Conditions of Service printed overleaf or available on request and accessible at [www.sgs.com](http://www.sgs.com). Attention is drawn to the limitations of liability, indemnification, and Jurisdictional issued defined therein. Unless otherwise stated, the results shown in this test report refer only to the sample(s) tested. This document cannot be reproduced except in full, without prior approval of Company. Any unauthorized alteration, forgery or falsification of the content or appearance of this report is unlawful and offenders may be prosecuted to the fullest extent of the law. 此報告是遵循本公司訂定之通用服務條款所製作發放，請注意此條款列印於背面，亦可在[www.sgs.com](http://www.sgs.com)中查閱。將本公司之義務，免責，管轄權皆明確規範之。除非另有說明，此報告結果僅對檢驗之樣品負責。本報告未經本公司書面許可，不可部份複製。對本報告內容或外觀之任何未經授權之變更、偽造、竄改皆屬非法，違犯者將會被依法追訴。

Date: 11/01/2011

## LE Tilt\_WLAN802.11g\_CH6


Communication System: WLAN802.11 b & g & n(20M)(40M); Frequency: 2437 MHz  
Medium parameters used:  $f = 2437$  MHz;  $\sigma = 1.782$  mho/m;  $\epsilon_r = 37.589$ ;  $\rho = 1000$  kg/m<sup>3</sup>  
Phantom section: Left Section  
Measurement Standard: DASYS (IEEE/IEC/ANSI C63.19-2007)  
DASY5 Configuration:

- Probe: EX3DV4 - SN3770; ConvF(6.99, 6.99, 6.99); Calibrated: 4/19/2011
- Sensor-Surface: 2mm (Mechanical Surface Detection)
- Electronics: DAE4 Sn856; Calibrated: 5/18/2011
- Phantom: SAM2; Type: SAM
- Measurement SW: DASY52, Version 52.6 (2); SEMCAD X Version 14.4.5 (3634)

**Configuration/LE Tilt/Area Scan (71x111x1):** Measurement grid: dx=15mm, dy=15mm  
Maximum value of SAR (interpolated) = 0.403 mW/g

**Configuration/LE Tilt/Zoom Scan (7x7x7) (7x7x7)/Cube 0:** Measurement grid: dx=8mm, dy=8mm, dz=5mm  
Reference Value = 9.943 V/m; Power Drift = 0.03 dB  
Peak SAR (extrapolated) = 0.613 W/kg

**SAR(1 g) = 0.285 mW/g; SAR(10 g) = 0.133 mW/g**  
Maximum value of SAR (measured) = 0.438 mW/g



0 dB = 0.440mW/g

This document is issued by the Company subject to its General Conditions of Service printed overleaf or available on request and accessible at [www.sgs.com](http://www.sgs.com). Attention is drawn to the limitations of liability, indemnification, and Jurisdictional issued defined therein. Unless otherwise stated, the results shown in this test report refer only to the sample(s) tested. This document cannot be reproduced except in full, without prior approval of Company. Any unauthorized alteration, forgery or falsification of the content or appearance of this report is unlawful and offenders may be prosecuted to the fullest extent of the law. 此報告是遵循本公司訂定之通用服務條款所製作發放，請注意此條款列印於背面，亦可在[www.sgs.com](http://www.sgs.com)中查閱。將本公司之義務，免責，管轄權皆明確規範之。除非另有說明，此報告結果僅對檢驗之樣品負責。本報告未經本公司書面許可，不可部份複製。對本報告內容或外觀之任何未經授權之變更、偽造、竄改皆屬非法，違犯者將會被依法追訴。

Date: 11/01/2011

## Hotspot mode\_Front side\_WLAN802.11g\_CH6


Communication System: WLAN802.11 b & g & n(20M)(40M); Frequency: 2437 MHz  
Medium parameters used:  $f = 2437$  MHz;  $\sigma = 1.908$  mho/m;  $\epsilon_r = 50.062$ ;  $\rho = 1000$  kg/m<sup>3</sup>  
Phantom section: Flat Section  
Measurement Standard: DASYS (IEEE/IEC/ANSI C63.19-2007)  
DASY5 Configuration:

- Probe: EX3DV4 - SN3770; ConvF(6.96, 6.96, 6.96); Calibrated: 4/19/2011
- Sensor-Surface: 2mm (Mechanical Surface Detection)
- Electronics: DAE4 Sn856; Calibrated: 5/18/2011
- Phantom: SAM2; Type: SAM
- Measurement SW: DASY52, Version 52.6 (2); SEMCAD X Version 14.4.5 (3634)

**Configuration/Body/Area Scan (71x111x1):** Measurement grid: dx=15mm, dy=15mm  
Maximum value of SAR (interpolated) = 0.146 mW/g

**Configuration/Body/Zoom Scan (7x7x7) (7x7x7)/Cube 0:** Measurement grid: dx=8mm, dy=8mm, dz=5mm  
Reference Value = 4.351 V/m; Power Drift = 0.11 dB  
Peak SAR (extrapolated) = 0.199 W/kg

**SAR(1 g) = 0.101 mW/g; SAR(10 g) = 0.053 mW/g**  
Maximum value of SAR (measured) = 0.143 mW/g



0 dB = 0.140mW/g

This document is issued by the Company subject to its General Conditions of Service printed overleaf or available on request and accessible at [www.sgs.com](http://www.sgs.com). Attention is drawn to the limitations of liability, indemnification, and Jurisdictional issued defined therein. Unless otherwise stated, the results shown in this test report refer only to the sample(s) tested. This document cannot be reproduced except in full, without prior approval of Company. Any unauthorized alteration, forgery or falsification of the content or appearance of this report is unlawful and offenders may be prosecuted to the fullest extent of the law. 此報告是遵循本公司訂定之通用服務條款所製作發放，請注意此條款列印於背面，亦可在[www.sgs.com](http://www.sgs.com)中查閱。將本公司之義務，免責，管轄權皆明確規範之。除非另有說明，此報告結果僅對檢驗之樣品負責。本報告未經本公司書面許可，不可部份複製。對本報告內容或外觀之任何未經授權之變更、偽造、竄改皆屬非法，違犯者將會被依法追訴。



Date: 11/01/2011

## Hotspot mode\_Back side\_WLAN802.11g\_CH6


Communication System: WLAN802.11 b & g & n(20M)(40M); Frequency: 2437 MHz  
Medium parameters used:  $f = 2437$  MHz;  $\sigma = 1.908$  mho/m;  $\epsilon_r = 50.062$ ;  $\rho = 1000$  kg/m<sup>3</sup>  
Phantom section: Flat Section  
Measurement Standard: DASYS (IEEE/IEC/ANSI C63.19-2007)  
DASY5 Configuration:

- Probe: EX3DV4 - SN3770; ConvF(6.96, 6.96, 6.96); Calibrated: 4/19/2011
- Sensor-Surface: 2mm (Mechanical Surface Detection)
- Electronics: DAE4 Sn856; Calibrated: 5/18/2011
- Phantom: SAM2; Type: SAM
- Measurement SW: DASY52, Version 52.6 (2); SEMCAD X Version 14.4.5 (3634)

**Configuration/Body/Area Scan (71x111x1):** Measurement grid: dx=15mm, dy=15mm  
Maximum value of SAR (interpolated) = 0.277 mW/g

**Configuration/Body/Zoom Scan (7x7x7) (7x7x7)/Cube 0:** Measurement grid: dx=8mm, dy=8mm, dz=5mm  
Reference Value = 3.095 V/m; Power Drift = -0.15 dB  
Peak SAR (extrapolated) = 0.372 W/kg

**SAR(1 g) = 0.185 mW/g; SAR(10 g) = 0.092 mW/g**  
Maximum value of SAR (measured) = 0.265 mW/g



0 dB = 0.270mW/g

This document is issued by the Company subject to its General Conditions of Service printed overleaf or available on request and accessible at [www.sgs.com](http://www.sgs.com). Attention is drawn to the limitations of liability, indemnification, and Jurisdictional issued defined therein. Unless otherwise stated, the results shown in this test report refer only to the sample(s) tested. This document cannot be reproduced except in full, without prior approval of Company. Any unauthorized alteration, forgery or falsification of the content or appearance of this report is unlawful and offenders may be prosecuted to the fullest extent of the law. 此報告是遵循本公司訂定之通用服務條款所製作發放，請注意此條款列印於背面，亦可在[www.sgs.com](http://www.sgs.com)中查閱。將本公司之義務，免責，管轄權皆明確規範之。除非另有說明，此報告結果僅對檢驗之樣品負責。本報告未經本公司書面許可，不可部份複製。對本報告內容或外觀之任何未經授權之變更、偽造、竄改皆屬非法，違犯者將會被依法追訴。

Date: 11/01/2011

### Hotspot mode\_Back side\_WLAN802.11g\_CH6\_repeated with Memory card

Communication System: WLAN802.11 b & g & n(20M)(40M); Frequency: 2437 MHz  
Medium parameters used:  $f = 2437$  MHz;  $\sigma = 1.908$  mho/m;  $\epsilon_r = 50.062$ ;  $\rho = 1000$  kg/m<sup>3</sup>  
Phantom section: Flat Section  
Measurement Standard: DASYS (IEEE/IEC/ANSI C63.19-2007)  
DASY5 Configuration:

- Probe: EX3DV4 - SN3770; ConvF(6.96, 6.96, 6.96); Calibrated: 4/19/2011
- Sensor-Surface: 2mm (Mechanical Surface Detection)
- Electronics: DAE4 Sn856; Calibrated: 5/18/2011
- Phantom: SAM2; Type: SAM
- Measurement SW: DASY52, Version 52.6 (2); SEMCAD X Version 14.4.5 (3634)

**Configuration/Body/Area Scan (71x111x1):** Measurement grid: dx=15mm, dy=15mm

Maximum value of SAR (interpolated) = 0.321 mW/g


**Configuration/Body/Zoom Scan (7x7x7) (7x7x7)/Cube 0:** Measurement grid: dx=8mm, dy=8mm, dz=5mm

Reference Value = 3.207 V/m; Power Drift = 0.05 dB

Peak SAR (extrapolated) = 0.461 W/kg

**SAR(1 g) = 0.219 mW/g; SAR(10 g) = 0.106 mW/g**

Maximum value of SAR (measured) = 0.333 mW/g



0 dB = 0.330mW/g

This document is issued by the Company subject to its General Conditions of Service printed overleaf or available on request and accessible at [www.sgs.com](http://www.sgs.com). Attention is drawn to the limitations of liability, indemnification, and Jurisdictional issued defined therein. Unless otherwise stated, the results shown in this test report refer only to the sample(s) tested. This document cannot be reproduced except in full, without prior approval of Company. Any unauthorized alteration, forgery or falsification of the content or appearance of this report is unlawful and offenders may be prosecuted to the fullest extent of the law. 此報告是遵循本公司訂定之通用服務條款所製作發放，請注意此條款列印於背面，亦可在[www.sgs.com](http://www.sgs.com)中查閱。將本公司之義務，免責，管轄權皆明確規範之。除非另有說明，此報告結果僅對檢驗之樣品負責。本報告未經本公司書面許可，不可部份複製。對本報告內容或外觀之任何未經授權之變更、偽造、竄改皆屬非法，違犯者將會被依法追訴。

Date: 11/01/2011

## Hotspot mode\_Back side\_WLAN802.11g\_CH6\_repeated with headset


Communication System: WLAN802.11 b & g & n(20M)(40M); Frequency: 2437 MHz  
Medium parameters used:  $f = 2437$  MHz;  $\sigma = 1.908$  mho/m;  $\epsilon_r = 50.062$ ;  $\rho = 1000$  kg/m<sup>3</sup>  
Phantom section: Flat Section  
Measurement Standard: DASYS (IEEE/IEC/ANSI C63.19-2007)  
DASY5 Configuration:

- Probe: EX3DV4 - SN3770; ConvF(6.96, 6.96, 6.96); Calibrated: 4/19/2011
- Sensor-Surface: 2mm (Mechanical Surface Detection)
- Electronics: DAE4 Sn856; Calibrated: 5/18/2011
- Phantom: SAM2; Type: SAM
- Measurement SW: DASY52, Version 52.6 (2); SEMCAD X Version 14.4.5 (3634)

**Configuration/Body/Area Scan (71x111x1):** Measurement grid: dx=15mm, dy=15mm  
Maximum value of SAR (interpolated) = 0.320 mW/g

**Configuration/Body/Zoom Scan (7x7x7) (7x7x7)/Cube 0:** Measurement grid: dx=8mm, dy=8mm, dz=5mm  
Reference Value = 2.985 V/m; Power Drift = 0.18 dB  
Peak SAR (extrapolated) = 0.463 W/kg

**SAR(1 g) = 0.223 mW/g; SAR(10 g) = 0.107 mW/g**  
Maximum value of SAR (measured) = 0.324 mW/g



0 dB = 0.320mW/g

This document is issued by the Company subject to its General Conditions of Service printed overleaf or available on request and accessible at [www.sgs.com](http://www.sgs.com). Attention is drawn to the limitations of liability, indemnification, and Jurisdictional issued defined therein. Unless otherwise stated, the results shown in this test report refer only to the sample(s) tested. This document cannot be reproduced except in full, without prior approval of Company. Any unauthorized alteration, forgery or falsification of the content or appearance of this report is unlawful and offenders may be prosecuted to the fullest extent of the law. 此報告是遵循本公司訂定之通用服務條款所製作發放，請注意此條款列印於背面，亦可在[www.sgs.com](http://www.sgs.com)中查閱。將本公司之義務，免責，管轄權皆明確規範之。除非另有說明，此報告結果僅對檢驗之樣品負責。本報告未經本公司書面許可，不可部份複製。對本報告內容或外觀之任何未經授權之變更、偽造、竄改皆屬非法，違犯者將會被依法追訴。

Date: 11/01/2011

## Hotspot mode\_Top side\_WLAN802.11g\_CH6

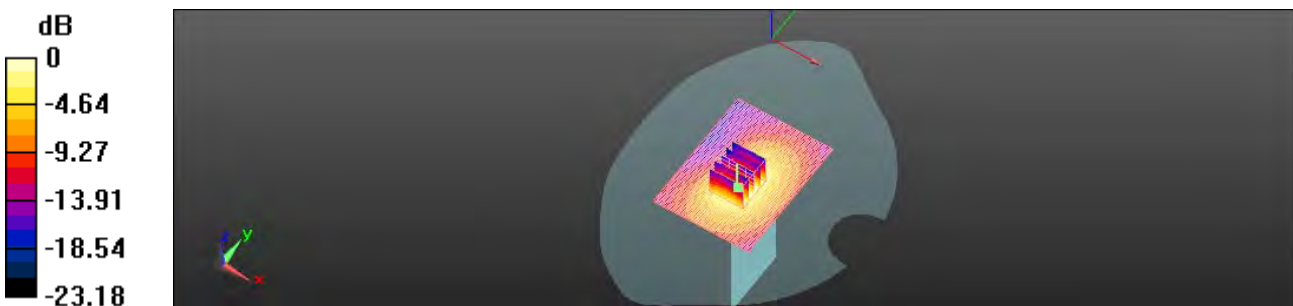
Communication System: WLAN802.11 b & g & n(20M)(40M); Frequency: 2437 MHz  
Medium parameters used:  $f = 2437$  MHz;  $\sigma = 1.908$  mho/m;  $\epsilon_r = 50.062$ ;  $\rho = 1000$  kg/m<sup>3</sup>  
Phantom section: Flat Section  
Measurement Standard: DASYS (IEEE/IEC/ANSI C63.19-2007)  
DASY5 Configuration:

- Probe: EX3DV4 - SN3770; ConvF(6.96, 6.96, 6.96); Calibrated: 4/19/2011
- Sensor-Surface: 2mm (Mechanical Surface Detection)
- Electronics: DAE4 Sn856; Calibrated: 5/18/2011
- Phantom: SAM2; Type: SAM
- Measurement SW: DASY52, Version 52.6 (2); SEMCAD X Version 14.4.5 (3634)

**Configuration/Body/Area Scan (61x81x1):** Measurement grid: dx=15mm, dy=15mm  
Maximum value of SAR (interpolated) = 0.162 mW/g

**Configuration/Body/Zoom Scan (7x7x7) (7x7x7)/Cube 0:** Measurement grid: dx=8mm, dy=8mm, dz=5mm  
Reference Value = 7.422 V/m; Power Drift = 0.16 dB  
Peak SAR (extrapolated) = 0.218 W/kg

**SAR(1 g) = 0.110 mW/g; SAR(10 g) = 0.056 mW/g**  
Maximum value of SAR (measured) = 0.162 mW/g



0 dB = 0.160mW/g

This document is issued by the Company subject to its General Conditions of Service printed overleaf or available on request and accessible at [www.sgs.com](http://www.sgs.com). Attention is drawn to the limitations of liability, indemnification, and Jurisdictional issued defined therein. Unless otherwise stated, the results shown in this test report refer only to the sample(s) tested. This document cannot be reproduced except in full, without prior approval of Company. Any unauthorized alteration, forgery or falsification of the content or appearance of this report is unlawful and offenders may be prosecuted to the fullest extent of the law. 此報告是遵循本公司訂定之通用服務條款所製作發放，請注意此條款列印於背面，亦可在[www.sgs.com](http://www.sgs.com)中查閱。將本公司之義務，免責，管轄權皆明確規範之。除非另有說明，此報告結果僅對檢驗之樣品負責。本報告未經本公司書面許可，不可部份複製。對本報告內容或外觀之任何未經授權之變更、偽造、竄改皆屬非法，違犯者將會被依法追訴。

Date: 11/01/2011

## Hotspot mode\_Left side\_WLAN802.11g\_CH6


Communication System: WLAN802.11 b & g & n(20M)(40M); Frequency: 2437 MHz  
Medium parameters used:  $f = 2437$  MHz;  $\sigma = 1.908$  mho/m;  $\epsilon_r = 50.062$ ;  $\rho = 1000$  kg/m<sup>3</sup>  
Phantom section: Flat Section  
Measurement Standard: DASYS (IEEE/IEC/ANSI C63.19-2007)  
DASY5 Configuration:

- Probe: EX3DV4 - SN3770; ConvF(6.96, 6.96, 6.96); Calibrated: 4/19/2011
- Sensor-Surface: 2mm (Mechanical Surface Detection)
- Electronics: DAE4 Sn856; Calibrated: 5/18/2011
- Phantom: SAM2; Type: SAM
- Measurement SW: DASY52, Version 52.6 (2); SEMCAD X Version 14.4.5 (3634)

**Configuration/Body/Area Scan (61x121x1):** Measurement grid: dx=15mm, dy=15mm  
Maximum value of SAR (interpolated) = 0.084 mW/g

**Configuration/Body/Zoom Scan (7x7x7) (7x7x7)/Cube 0:** Measurement grid: dx=8mm, dy=8mm, dz=5mm  
Reference Value = 4.600 V/m; Power Drift = -0.05 dB  
Peak SAR (extrapolated) = 0.115 W/kg

**SAR(1 g) = 0.061 mW/g; SAR(10 g) = 0.034 mW/g**  
Maximum value of SAR (measured) = 0.085 mW/g



0 dB = 0.080mW/g

This document is issued by the Company subject to its General Conditions of Service printed overleaf or available on request and accessible at [www.sgs.com](http://www.sgs.com). Attention is drawn to the limitations of liability, indemnification, and Jurisdictional issued defined therein. Unless otherwise stated, the results shown in this test report refer only to the sample(s) tested. This document cannot be reproduced except in full, without prior approval of Company. Any unauthorized alteration, forgery or falsification of the content or appearance of this report is unlawful and offenders may be prosecuted to the fullest extent of the law. 此報告是遵循本公司訂定之通用服務條款所製作發放，請注意此條款列印於背面，亦可在[www.sgs.com](http://www.sgs.com)中查閱。將本公司之義務，免責，管轄權皆明確規範之。除非另有說明，此報告結果僅對檢驗之樣品負責。本報告未經本公司書面許可，不可部份複製。對本報告內容或外觀之任何未經授權之變更、偽造、竄改皆屬非法，違犯者將會被依法追訴。

Date: 11/01/2011

## RE Cheek\_WLAN802.11n(20M)\_CH6

Communication System: WLAN802.11 b & g & n(20M)(40M); Frequency: 2437 MHz  
Medium parameters used:  $f = 2437$  MHz;  $\sigma = 1.782$  mho/m;  $\epsilon_r = 37.589$ ;  $\rho = 1000$  kg/m<sup>3</sup>  
Phantom section: Right Section  
Measurement Standard: DASYS (IEEE/IEC/ANSI C63.19-2007)  
DASY5 Configuration:

- Probe: EX3DV4 - SN3770; ConvF(6.99, 6.99, 6.99); Calibrated: 4/19/2011
- Sensor-Surface: 2mm (Mechanical Surface Detection)
- Electronics: DAE4 Sn856; Calibrated: 5/18/2011
- Phantom: SAM2; Type: SAM
- Measurement SW: DASY52, Version 52.6 (2); SEMCAD X Version 14.4.5 (3634)

### Configuration/RE Cheek/Area Scan (71x111x1): Measurement grid:

$dx=15$ mm,  $dy=15$ mm

Maximum value of SAR (interpolated) = 0.350 mW/g

### Configuration/RE Cheek/Zoom Scan (7x7x7) (7x7x7)/Cube 0:


Measurement grid:  $dx=8$ mm,  $dy=8$ mm,  $dz=5$ mm

Reference Value = 9.270 V/m; Power Drift = 0.04 dB

Peak SAR (extrapolated) = 0.518 W/kg

**SAR(1 g) = 0.217 mW/g; SAR(10 g) = 0.100 mW/g**

Maximum value of SAR (measured) = 0.359 mW/g



0 dB = 0.360mW/g

This document is issued by the Company subject to its General Conditions of Service printed overleaf or available on request and accessible at [www.sgs.com](http://www.sgs.com). Attention is drawn to the limitations of liability, indemnification, and Jurisdictional issued defined therein. Unless otherwise stated, the results shown in this test report refer only to the sample(s) tested. This document cannot be reproduced except in full, without prior approval of Company. Any unauthorized alteration, forgery or falsification of the content or appearance of this report is unlawful and offenders may be prosecuted to the fullest extent of the law. 此報告是遵循本公司訂定之通用服務條款所製作發放，請注意此條款列印於背面，亦可在[www.sgs.com](http://www.sgs.com)中查閱。將本公司之義務，免責，管轄權皆明確規範之。除非另有說明，此報告結果僅對檢驗之樣品負責。本報告未經本公司書面許可，不可部份複製。對本報告內容或外觀之任何未經授權之變更、偽造、竄改皆屬非法，違犯者將會被依法追訴。

Date: 11/01/2011

## RE Tilt\_WLAN802.11n(20M)\_CH1


Communication System: WLAN802.11 b & g & n(20M)(40M); Frequency: 2412 MHz  
Medium parameters used:  $f = 2412$  MHz;  $\sigma = 1.752$  mho/m;  $\epsilon_r = 37.657$ ;  $\rho = 1000$  kg/m<sup>3</sup>  
Phantom section: Right Section  
Measurement Standard: DASYS (IEEE/IEC/ANSI C63.19-2007)  
DASY5 Configuration:

- Probe: EX3DV4 - SN3770; ConvF(6.99, 6.99, 6.99); Calibrated: 4/19/2011
- Sensor-Surface: 2mm (Mechanical Surface Detection)
- Electronics: DAE4 Sn856; Calibrated: 5/18/2011
- Phantom: SAM2; Type: SAM
- Measurement SW: DASY52, Version 52.6 (2); SEMCAD X Version 14.4.5 (3634)

**Configuration/RE Tilt/Area Scan (71x111x1):** Measurement grid: dx=15mm, dy=15mm  
Maximum value of SAR (interpolated) = 0.100 mW/g

**Configuration/RE Tilt/Zoom Scan (7x7x7) (7x7x7)/Cube 0:** Measurement grid: dx=8mm, dy=8mm, dz=5mm  
Reference Value = 5.131 V/m; Power Drift = 0.10 dB  
Peak SAR (extrapolated) = 0.161 W/kg

**SAR(1 g) = 0.069 mW/g; SAR(10 g) = 0.030 mW/g**  
Maximum value of SAR (measured) = 0.114 mW/g



0 dB = 0.110mW/g

This document is issued by the Company subject to its General Conditions of Service printed overleaf or available on request and accessible at [www.sgs.com](http://www.sgs.com). Attention is drawn to the limitations of liability, indemnification, and Jurisdictional issued defined therein. Unless otherwise stated, the results shown in this test report refer only to the sample(s) tested. This document cannot be reproduced except in full, without prior approval of Company. Any unauthorized alteration, forgery or falsification of the content or appearance of this report is unlawful and offenders may be prosecuted to the fullest extent of the law. 此報告是遵循本公司訂定之通用服務條款所製作發放，請注意此條款列印於背面，亦可在[www.sgs.com](http://www.sgs.com)中查閱。將本公司之義務，免責，管轄權皆明確規範之。除非另有說明，此報告結果僅對檢驗之樣品負責。本報告未經本公司書面許可，不可部份複製。對本報告內容或外觀之任何未經授權之變更、偽造、竄改皆屬非法，違犯者將會被依法追訴。

Date: 11/01/2011

## RE Tilt\_WLAN802.11n(20M)\_CH6


Communication System: WLAN802.11 b & g & n(20M)(40M); Frequency: 2437 MHz  
Medium parameters used:  $f = 2437$  MHz;  $\sigma = 1.782$  mho/m;  $\epsilon_r = 37.589$ ;  $\rho = 1000$  kg/m<sup>3</sup>  
Phantom section: Right Section  
Measurement Standard: DASY5 (IEEE/IEC/ANSI C63.19-2007)  
DASY5 Configuration:

- Probe: EX3DV4 - SN3770; ConvF(6.99, 6.99, 6.99); Calibrated: 4/19/2011
- Sensor-Surface: 2mm (Mechanical Surface Detection)
- Electronics: DAE4 Sn856; Calibrated: 5/18/2011
- Phantom: SAM2; Type: SAM
- Measurement SW: DASY52, Version 52.6 (2); SEMCAD X Version 14.4.5 (3634)

**Configuration/RE Tilt/Area Scan (71x111x1):** Measurement grid: dx=15mm, dy=15mm  
Maximum value of SAR (interpolated) = 0.307 mW/g

**Configuration/RE Tilt/Zoom Scan (7x7x7) (7x7x7)/Cube 0:** Measurement grid: dx=8mm, dy=8mm, dz=5mm  
Reference Value = 8.805 V/m; Power Drift = 0.11 dB  
Peak SAR (extrapolated) = 0.544 W/kg

**SAR(1 g) = 0.231 mW/g; SAR(10 g) = 0.100 mW/g**  
Maximum value of SAR (measured) = 0.374 mW/g



0 dB = 0.370mW/g

This document is issued by the Company subject to its General Conditions of Service printed overleaf or available on request and accessible at [www.sgs.com](http://www.sgs.com). Attention is drawn to the limitations of liability, indemnification, and Jurisdictional issued defined therein. Unless otherwise stated, the results shown in this test report refer only to the sample(s) tested. This document cannot be reproduced except in full, without prior approval of Company. Any unauthorized alteration, forgery or falsification of the content or appearance of this report is unlawful and offenders may be prosecuted to the fullest extent of the law. 此報告是遵循本公司訂定之通用服務條款所製作發放，請注意此條款列印於背面，亦可在[www.sgs.com](http://www.sgs.com)中查閱。將本公司之義務，免責，管轄權皆明確規範之。除非另有說明，此報告結果僅對檢驗之樣品負責。本報告未經本公司書面許可，不可部份複製。對本報告內容或外觀之任何未經授權之變更、偽造、竄改皆屬非法，違犯者將會被依法追訴。



Date: 11/01/2011

## RE Tilt\_WLAN802.11n(20M)\_CH11


Communication System: WLAN802.11 b & g & n(20M)(40M); Frequency: 2462 MHz  
Medium parameters used:  $f = 2462$  MHz;  $\sigma = 1.811$  mho/m;  $\epsilon_r = 37.526$ ;  $\rho = 1000$  kg/m<sup>3</sup>  
Phantom section: Right Section  
Measurement Standard: DASYS (IEEE/IEC/ANSI C63.19-2007)  
DASY5 Configuration:

- Probe: EX3DV4 - SN3770; ConvF(6.99, 6.99, 6.99); Calibrated: 4/19/2011
- Sensor-Surface: 2mm (Mechanical Surface Detection)
- Electronics: DAE4 Sn856; Calibrated: 5/18/2011
- Phantom: SAM2; Type: SAM
- Measurement SW: DASY52, Version 52.6 (2); SEMCAD X Version 14.4.5 (3634)

**Configuration/RE Tilt/Area Scan (71x111x1):** Measurement grid: dx=15mm, dy=15mm  
Maximum value of SAR (interpolated) = 0.197 mW/g

**Configuration/RE Tilt/Zoom Scan (7x7x7) (7x7x7)/Cube 0:** Measurement grid: dx=8mm, dy=8mm, dz=5mm  
Reference Value = 7.158 V/m; Power Drift = 0.04 dB  
Peak SAR (extrapolated) = 0.351 W/kg

**SAR(1 g) = 0.147 mW/g; SAR(10 g) = 0.064 mW/g**  
Maximum value of SAR (measured) = 0.242 mW/g



0 dB = 0.240mW/g

This document is issued by the Company subject to its General Conditions of Service printed overleaf or available on request and accessible at [www.sgs.com](http://www.sgs.com). Attention is drawn to the limitations of liability, indemnification, and Jurisdictional issued defined therein. Unless otherwise stated, the results shown in this test report refer only to the sample(s) tested. This document cannot be reproduced except in full, without prior approval of Company. Any unauthorized alteration, forgery or falsification of the content or appearance of this report is unlawful and offenders may be prosecuted to the fullest extent of the law. 此報告是遵循本公司訂定之通用服務條款所製作發放，請注意此條款列印於背面，亦可在[www.sgs.com](http://www.sgs.com)中查閱。將本公司之義務，免責，管轄權皆明確規範之。除非另有說明，此報告結果僅對檢驗之樣品負責。本報告未經本公司書面許可，不可部份複製。對本報告內容或外觀之任何未經授權之變更、偽造、竄改皆屬非法，違犯者將會被依法追訴。

Date: 11/01/2011

## LE Cheek\_WLAN802.11n(20M)\_CH6

Communication System: WLAN802.11 b & g & n(20M)(40M); Frequency: 2437 MHz  
Medium parameters used:  $f = 2437$  MHz;  $\sigma = 1.782$  mho/m;  $\epsilon_r = 37.589$ ;  $\rho = 1000$  kg/m<sup>3</sup>  
Phantom section: Left Section  
Measurement Standard: DASY5 (IEEE/IEC/ANSI C63.19-2007)  
DASY5 Configuration:

- Probe: EX3DV4 - SN3770; ConvF(6.99, 6.99, 6.99); Calibrated: 4/19/2011
- Sensor-Surface: 2mm (Mechanical Surface Detection)
- Electronics: DAE4 Sn856; Calibrated: 5/18/2011
- Phantom: SAM2; Type: SAM
- Measurement SW: DASY52, Version 52.6 (2); SEMCAD X Version 14.4.5 (3634)

### Configuration/LE Cheek/Area Scan (71x111x1): Measurement grid:

$dx=15$ mm,  $dy=15$ mm

Maximum value of SAR (interpolated) = 0.207 mW/g

### Configuration/LE Cheek/Zoom Scan (7x7x7) (7x7x7)/Cube 0:


Measurement grid:  $dx=8$ mm,  $dy=8$ mm,  $dz=5$ mm

Reference Value = 8.116 V/m; Power Drift = 0.16 dB

Peak SAR (extrapolated) = 0.322 W/kg

**SAR(1 g) = 0.149 mW/g; SAR(10 g) = 0.071 mW/g**

Maximum value of SAR (measured) = 0.232 mW/g



0 dB = 0.230mW/g

This document is issued by the Company subject to its General Conditions of Service printed overleaf or available on request and accessible at [www.sgs.com](http://www.sgs.com). Attention is drawn to the limitations of liability, indemnification, and Jurisdictional issued defined therein. Unless otherwise stated, the results shown in this test report refer only to the sample(s) tested. This document cannot be reproduced except in full, without prior approval of Company. Any unauthorized alteration, forgery or falsification of the content or appearance of this report is unlawful and offenders may be prosecuted to the fullest extent of the law. 此報告是遵循本公司訂定之通用服務條款所製作發放，請注意此條款列印於背面，亦可在[www.sgs.com](http://www.sgs.com)中查閱。將本公司之義務，免責，管轄權皆明確規範之。除非另有說明，此報告結果僅對檢驗之樣品負責。本報告未經本公司書面許可，不可部份複製。對本報告內容或外觀之任何未經授權之變更、偽造、竄改皆屬非法，違犯者將會被依法追訴。

Date: 11/01/2011

## LE Tilt\_WLAN802.11n(20M)\_CH6


Communication System: WLAN802.11 b & g & n(20M)(40M); Frequency: 2437 MHz  
Medium parameters used:  $f = 2437$  MHz;  $\sigma = 1.782$  mho/m;  $\epsilon_r = 37.589$ ;  $\rho = 1000$  kg/m<sup>3</sup>  
Phantom section: Left Section  
Measurement Standard: DASY5 (IEEE/IEC/ANSI C63.19-2007)  
DASY5 Configuration:

- Probe: EX3DV4 - SN3770; ConvF(6.99, 6.99, 6.99); Calibrated: 4/19/2011
- Sensor-Surface: 2mm (Mechanical Surface Detection)
- Electronics: DAE4 Sn856; Calibrated: 5/18/2011
- Phantom: SAM2; Type: SAM
- Measurement SW: DASY52, Version 52.6 (2); SEMCAD X Version 14.4.5 (3634)

**Configuration/LE Tilt/Area Scan (71x111x1):** Measurement grid: dx=15mm, dy=15mm  
Maximum value of SAR (interpolated) = 0.239 mW/g

**Configuration/LE Tilt/Zoom Scan (7x7x7) (7x7x7)/Cube 0:** Measurement grid: dx=8mm, dy=8mm, dz=5mm  
Reference Value = 8.280 V/m; Power Drift = 0.04 dB  
Peak SAR (extrapolated) = 0.368 W/kg

**SAR(1 g) = 0.169 mW/g; SAR(10 g) = 0.079 mW/g**  
Maximum value of SAR (measured) = 0.253 mW/g



0 dB = 0.250mW/g

This document is issued by the Company subject to its General Conditions of Service printed overleaf or available on request and accessible at [www.sgs.com](http://www.sgs.com). Attention is drawn to the limitations of liability, indemnification, and Jurisdictional issued defined therein. Unless otherwise stated, the results shown in this test report refer only to the sample(s) tested. This document cannot be reproduced except in full, without prior approval of Company. Any unauthorized alteration, forgery or falsification of the content or appearance of this report is unlawful and offenders may be prosecuted to the fullest extent of the law. 此報告是遵循本公司訂定之通用服務條款所製作發放，請注意此條款列印於背面，亦可在[www.sgs.com](http://www.sgs.com)中查閱。將本公司之義務，免責，管轄權皆明確規範之。除非另有說明，此報告結果僅對檢驗之樣品負責。本報告未經本公司書面許可，不可部份複製。對本報告內容或外觀之任何未經授權之變更、偽造、竄改皆屬非法，違犯者將會被依法追訴。

Date: 11/01/2011

## Hotspot mode\_Back side\_WLAN802.11n(20M)\_CH6

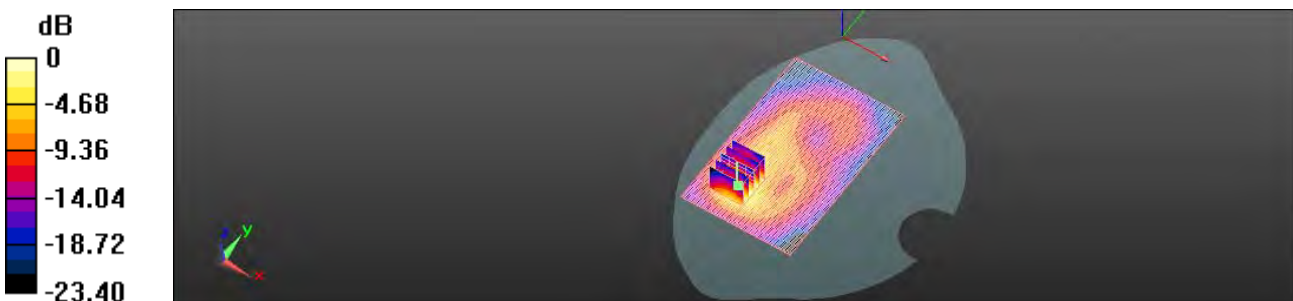
Communication System: WLAN802.11 b & g & n(20M)(40M); Frequency: 2437 MHz  
Medium parameters used:  $f = 2437$  MHz;  $\sigma = 1.908$  mho/m;  $\epsilon_r = 50.062$ ;  $\rho = 1000$  kg/m<sup>3</sup>  
Phantom section: Flat Section  
Measurement Standard: DASYS (IEEE/IEC/ANSI C63.19-2007)  
DASY5 Configuration:

- Probe: EX3DV4 - SN3770; ConvF(6.96, 6.96, 6.96); Calibrated: 4/19/2011
- Sensor-Surface: 2mm (Mechanical Surface Detection)
- Electronics: DAE4 Sn856; Calibrated: 5/18/2011
- Phantom: SAM2; Type: SAM
- Measurement SW: DASY52, Version 52.6 (2); SEMCAD X Version 14.4.5 (3634)

**Configuration/Body/Area Scan (71x111x1):** Measurement grid: dx=15mm, dy=15mm  
Maximum value of SAR (interpolated) = 0.214 mW/g

**Configuration/Body/Zoom Scan (7x7x7) (7x7x7)/Cube 0:** Measurement grid: dx=8mm, dy=8mm, dz=5mm  
Reference Value = 2.638 V/m; Power Drift = 0.09 dB  
Peak SAR (extrapolated) = 0.301 W/kg

**SAR(1 g) = 0.147 mW/g; SAR(10 g) = 0.071 mW/g**  
Maximum value of SAR (measured) = 0.210 mW/g



0 dB = 0.210mW/g

This document is issued by the Company subject to its General Conditions of Service printed overleaf or available on request and accessible at [www.sgs.com](http://www.sgs.com). Attention is drawn to the limitations of liability, indemnification, and Jurisdictional issued defined therein. Unless otherwise stated, the results shown in this test report refer only to the sample(s) tested. This document cannot be reproduced except in full, without prior approval of Company. Any unauthorized alteration, forgery or falsification of the content or appearance of this report is unlawful and offenders may be prosecuted to the fullest extent of the law. 此報告是遵循本公司訂定之通用服務條款所製作發放，請注意此條款列印於背面，亦可在[www.sgs.com](http://www.sgs.com)中查閱。將本公司之義務，免責，管轄權皆明確規範之。除非另有說明，此報告結果僅對檢驗之樣品負責。本報告未經本公司書面許可，不可部份複製。對本報告內容或外觀之任何未經授權之變更、偽造、竄改皆屬非法，違犯者將會被依法追訴。

Date: 11/03/2011

## RE Cheek\_WLAN802.11a\_5.2G\_CH64

Communication System: WLAN 802.11n/a(5G) FCC; Frequency: 5320 MHz

Medium parameters used:  $f = 5320$  MHz;  $\sigma = 4.738$  mho/m;  $\epsilon_r = 35.181$ ;  $\rho = 1000$  kg/m<sup>3</sup>

Phantom section: Right Section

Measurement Standard: DASYS (IEEE/IEC/ANSI C63.19-2007)

DASY5 Configuration:

- Probe: EX3DV4 - SN3661; ConvF(4.59, 4.59, 4.59); Calibrated: 1/24/2011
- Sensor-Surface: 2mm (Mechanical Surface Detection)
- Electronics: DAE4 Sn856; Calibrated: 5/18/2011
- Phantom: SAM2; Type: SAM
- Measurement SW: DASY52, Version 52.6 (2); SEMCAD X Version 14.4.5 (3634)

### Configuration/RE Cheek/Area Scan (71x111x1): Measurement grid:

$dx=15$ mm,  $dy=15$ mm

Maximum value of SAR (interpolated) = 0.079 mW/g

### Configuration/RE Cheek/Zoom Scan (7x7x7) (7x7x9)/Cube 0:


Measurement grid:  $dx=4$ mm,  $dy=4$ mm,  $dz=2.5$ mm

Reference Value = 2.517 V/m; Power Drift = 0.19 dB

Peak SAR (extrapolated) = 0.193 W/kg

**SAR(1 g) = 0.055 mW/g; SAR(10 g) = 0.014 mW/g**

Maximum value of SAR (measured) = 0.116 mW/g



0 dB = 0.120mW/g

This document is issued by the Company subject to its General Conditions of Service printed overleaf or available on request and accessible at [www.sgs.com](http://www.sgs.com). Attention is drawn to the limitations of liability, indemnification, and Jurisdictional issued defined therein. Unless otherwise stated, the results shown in this test report refer only to the sample(s) tested. This document cannot be reproduced except in full, without prior approval of Company. Any unauthorized alteration, forgery or falsification of the content or appearance of this report is unlawful and offenders may be prosecuted to the fullest extent of the law. 此報告是遵循本公司訂定之通用服務條款所製作發放，請注意此條款列印於背面，亦可在[www.sgs.com](http://www.sgs.com)中查閱。將本公司之義務，免責，管轄權皆明確規範之。除非另有說明，此報告結果僅對檢驗之樣品負責。本報告未經本公司書面許可，不可部份複製。對本報告內容或外觀之任何未經授權之變更、偽造、竄改皆屬非法，違犯者將會被依法追訴。

Date: 11/03/2011

## RE Tilt\_WLAN802.11a\_5.2G\_CH64

Communication System: WLAN 802.11n/a(5G) FCC; Frequency: 5320 MHz

Medium parameters used:  $f = 5320$  MHz;  $\sigma = 4.738$  mho/m;  $\epsilon_r = 35.181$ ;  $\rho = 1000$  kg/m<sup>3</sup>

Phantom section: Right Section

Measurement Standard: DASYS (IEEE/IEC/ANSI C63.19-2007)

DASY5 Configuration:

- Probe: EX3DV4 - SN3661; ConvF(4.59, 4.59, 4.59); Calibrated: 1/24/2011
- Sensor-Surface: 2mm (Mechanical Surface Detection)
- Electronics: DAE4 Sn856; Calibrated: 5/18/2011
- Phantom: SAM2; Type: SAM
- Measurement SW: DASY52, Version 52.6 (2); SEMCAD X Version 14.4.5 (3634)

**Configuration/RE Tilt/Area Scan (71x111x1):** Measurement grid: dx=15mm, dy=15mm

Maximum value of SAR (interpolated) = 0.191 mW/g


**Configuration/RE Tilt/Zoom Scan (7x7x7) (7x7x9)/Cube 0:** Measurement grid: dx=4mm, dy=4mm, dz=2.5mm

Reference Value = 2.523 V/m; Power Drift = -0.15 dB

Peak SAR (extrapolated) = 0.672 W/kg

**SAR(1 g) = 0.067 mW/g; SAR(10 g) = 0.019 mW/g**

Maximum value of SAR (measured) = 0.134 mW/g



0 dB = 0.130mW/g

This document is issued by the Company subject to its General Conditions of Service printed overleaf or available on request and accessible at [www.sgs.com](http://www.sgs.com). Attention is drawn to the limitations of liability, indemnification, and Jurisdictional issued defined therein. Unless otherwise stated, the results shown in this test report refer only to the sample(s) tested. This document cannot be reproduced except in full, without prior approval of Company. Any unauthorized alteration, forgery or falsification of the content or appearance of this report is unlawful and offenders may be prosecuted to the fullest extent of the law. 此報告是遵循本公司訂定之通用服務條款所製作發放，請注意此條款列印於背面，亦可在[www.sgs.com](http://www.sgs.com)中查閱。將本公司之義務，免責，管轄權皆明確規範之。除非另有說明，此報告結果僅對檢驗之樣品負責。本報告未經本公司書面許可，不可部份複製。對本報告內容或外觀之任何未經授權之變更、偽造、竄改皆屬非法，違犯者將會被依法追訴。

Date: 11/03/2011

## LE Cheek\_WLAN802.11a\_5.2G\_CH36

Communication System: WLAN 802.11n/a(5G) FCC; Frequency: 5180 MHz

Medium parameters used:  $f = 5180$  MHz;  $\sigma = 4.558$  mho/m;  $\epsilon_r = 35.539$ ;  $\rho = 1000$  kg/m<sup>3</sup>

Phantom section: Left Section

Measurement Standard: DASYS (IEEE/IEC/ANSI C63.19-2007)

DASY5 Configuration:

- Probe: EX3DV4 - SN3661; ConvF(4.88, 4.88, 4.88); Calibrated: 1/24/2011
- Sensor-Surface: 2mm (Mechanical Surface Detection)
- Electronics: DAE4 Sn856; Calibrated: 5/18/2011
- Phantom: SAM2; Type: SAM
- Measurement SW: DASY52, Version 52.6 (2); SEMCAD X Version 14.4.5 (3634)

### Configuration/LE Cheek/Area Scan (71x111x1): Measurement grid:

$dx=15$ mm,  $dy=15$ mm

Maximum value of SAR (interpolated) = 0.065 mW/g

### Configuration/LE Cheek/Zoom Scan (7x7x7) (7x7x9)/Cube 0:


Measurement grid:  $dx=4$ mm,  $dy=4$ mm,  $dz=2.5$ mm

Reference Value = 3.598 V/m; Power Drift = 0.08 dB

Peak SAR (extrapolated) = 0.154 W/kg

**SAR(1 g) = 0.045 mW/g; SAR(10 g) = 0.015 mW/g**

Maximum value of SAR (measured) = 0.084 mW/g



0 dB = 0.080mW/g

This document is issued by the Company subject to its General Conditions of Service printed overleaf or available on request and accessible at [www.sgs.com](http://www.sgs.com). Attention is drawn to the limitations of liability, indemnification, and Jurisdictional issued defined therein. Unless otherwise stated, the results shown in this test report refer only to the sample(s) tested. This document cannot be reproduced except in full, without prior approval of Company. Any unauthorized alteration, forgery or falsification of the content or appearance of this report is unlawful and offenders may be prosecuted to the fullest extent of the law. 此報告是遵循本公司訂定之通用服務條款所製作發放，請注意此條款列印於背面，亦可在[www.sgs.com](http://www.sgs.com)中查閱。將本公司之義務，免責，管轄權皆明確規範之。除非另有說明，此報告結果僅對檢驗之樣品負責。本報告未經本公司書面許可，不可部份複製。對本報告內容或外觀之任何未經授權之變更、偽造、竄改皆屬非法，違犯者將會被依法追訴。

Date: 11/03/2011

## LE Cheek\_WLAN802.11a\_5.2G\_CH48

Communication System: WLAN 802.11n/a(5G) FCC; Frequency: 5240 MHz

Medium parameters used:  $f = 5240$  MHz;  $\sigma = 4.628$  mho/m;  $\epsilon_r = 35.158$ ;  $\rho = 1000$  kg/m<sup>3</sup>

Phantom section: Left Section

Measurement Standard: DASYS (IEEE/IEC/ANSI C63.19-2007)

DASY5 Configuration:

- Probe: EX3DV4 - SN3661; ConvF(4.88, 4.88, 4.88); Calibrated: 1/24/2011
- Sensor-Surface: 2mm (Mechanical Surface Detection)
- Electronics: DAE4 Sn856; Calibrated: 5/18/2011
- Phantom: SAM2; Type: SAM
- Measurement SW: DASY52, Version 52.6 (2); SEMCAD X Version 14.4.5 (3634)

### Configuration/LE Cheek/Area Scan (71x111x1): Measurement grid:

$dx=15$ mm,  $dy=15$ mm

Maximum value of SAR (interpolated) = 0.178 mW/g

### Configuration/LE Cheek/Zoom Scan (7x7x7) (7x7x9)/Cube 0:

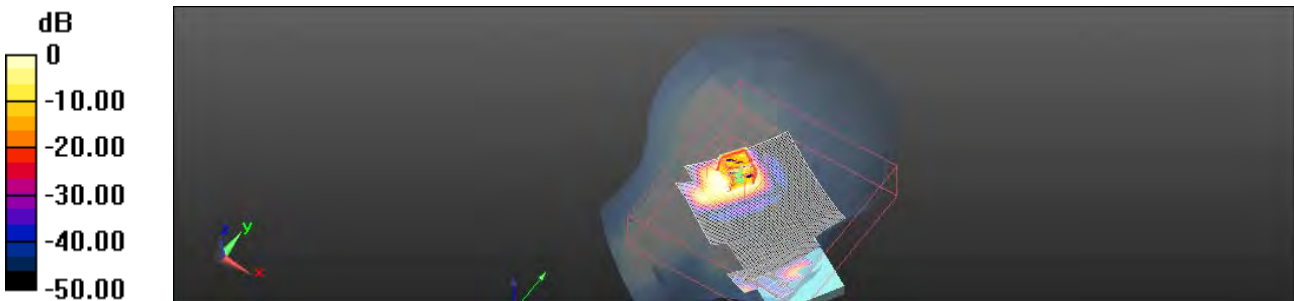
Measurement grid:  $dx=4$ mm,  $dy=4$ mm,  $dz=2.5$ mm

Reference Value = 3.000 V/m; Power Drift = 0.15 dB

Peak SAR (extrapolated) = 0.134 W/kg

**SAR(1 g) = 0.035 mW/g; SAR(10 g) = 0.013 mW/g**

Maximum value of SAR (measured) = 0.072 mW/g



0 dB = 0.070mW/g

This document is issued by the Company subject to its General Conditions of Service printed overleaf or available on request and accessible at [www.sgs.com](http://www.sgs.com). Attention is drawn to the limitations of liability, indemnification, and Jurisdictional issued defined therein. Unless otherwise stated, the results shown in this test report refer only to the sample(s) tested. This document cannot be reproduced except in full, without prior approval of Company. Any unauthorized alteration, forgery or falsification of the content or appearance of this report is unlawful and offenders may be prosecuted to the fullest extent of the law. 此報告是遵循本公司訂定之通用服務條款所製作發放，請注意此條款列印於背面，亦可在[www.sgs.com](http://www.sgs.com)中查閱。將本公司之義務，免責，管轄權皆明確規範之。除非另有說明，此報告結果僅對檢驗之樣品負責。本報告未經本公司書面許可，不可部份複製。對本報告內容或外觀之任何未經授權之變更、偽造、竄改皆屬非法，違犯者將會被依法追訴。



Date: 11/03/2011

## LE Cheek\_WLAN802.11a\_5.2G\_CH52

Communication System: WLAN 802.11n/a(5G) FCC; Frequency: 5260 MHz

Medium parameters used:  $f = 5260$  MHz;  $\sigma = 4.665$  mho/m;  $\epsilon_r = 35.128$ ;  $\rho = 1000$  kg/m<sup>3</sup>

Phantom section: Left Section

Measurement Standard: DASYS (IEEE/IEC/ANSI C63.19-2007)

DASY5 Configuration:

- Probe: EX3DV4 - SN3661; ConvF(4.59, 4.59, 4.59); Calibrated: 1/24/2011
- Sensor-Surface: 2mm (Mechanical Surface Detection)
- Electronics: DAE4 Sn856; Calibrated: 5/18/2011
- Phantom: SAM2; Type: SAM
- Measurement SW: DASY52, Version 52.6 (2); SEMCAD X Version 14.4.5 (3634)

### Configuration/LE Cheek/Area Scan (71x111x1): Measurement grid:

$dx=15$ mm,  $dy=15$ mm

Maximum value of SAR (interpolated) = 0.091 mW/g

### Configuration/LE Cheek/Zoom Scan (7x7x7) (7x7x9)/Cube 0:


Measurement grid:  $dx=4$ mm,  $dy=4$ mm,  $dz=2.5$ mm

Reference Value = 3.784 V/m; Power Drift = 0.15 dB

Peak SAR (extrapolated) = 0.187 W/kg

**SAR(1 g) = 0.054 mW/g; SAR(10 g) = 0.019 mW/g**

Maximum value of SAR (measured) = 0.113 mW/g



0 dB = 0.110mW/g

This document is issued by the Company subject to its General Conditions of Service printed overleaf or available on request and accessible at [www.sgs.com](http://www.sgs.com). Attention is drawn to the limitations of liability, indemnification, and Jurisdictional issued defined therein. Unless otherwise stated, the results shown in this test report refer only to the sample(s) tested. This document cannot be reproduced except in full, without prior approval of Company. Any unauthorized alteration, forgery or falsification of the content or appearance of this report is unlawful and offenders may be prosecuted to the fullest extent of the law. 此報告是遵循本公司訂定之通用服務條款所製作發放，請注意此條款列印於背面，亦可在[www.sgs.com](http://www.sgs.com)中查閱。將本公司之義務，免責，管轄權皆明確規範之。除非另有說明，此報告結果僅對檢驗之樣品負責。本報告未經本公司書面許可，不可部份複製。對本報告內容或外觀之任何未經授權之變更、偽造、竄改皆屬非法，違犯者將會被依法追訴。

Date: 11/03/2011

## LE Cheek\_WLAN802.11a\_5.2G\_CH64

Communication System: WLAN 802.11n/a(5G) FCC; Frequency: 5320 MHz

Medium parameters used:  $f = 5320$  MHz;  $\sigma = 4.738$  mho/m;  $\epsilon_r = 35.181$ ;  $\rho = 1000$  kg/m<sup>3</sup>

Phantom section: Left Section

Measurement Standard: DASYS (IEEE/IEC/ANSI C63.19-2007)

DASY5 Configuration:

- Probe: EX3DV4 - SN3661; ConvF(4.59, 4.59, 4.59); Calibrated: 1/24/2011
- Sensor-Surface: 2mm (Mechanical Surface Detection)
- Electronics: DAE4 Sn856; Calibrated: 5/18/2011
- Phantom: SAM2; Type: SAM
- Measurement SW: DASY52, Version 52.6 (2); SEMCAD X Version 14.4.5 (3634)

### Configuration/LE Cheek/Area Scan (71x111x1): Measurement grid:

$dx=15$ mm,  $dy=15$ mm

Maximum value of SAR (interpolated) = 0.191 mW/g

### Configuration/LE Cheek/Zoom Scan (7x7x7) (7x7x9)/Cube 0:

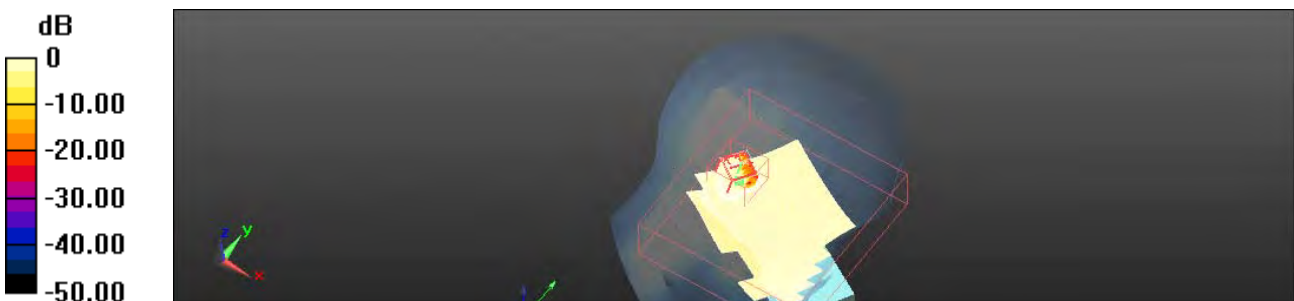
Measurement grid:  $dx=4$ mm,  $dy=4$ mm,  $dz=2.5$ mm

Reference Value = 2.060 V/m; Power Drift = -0.17 dB

Peak SAR (extrapolated) = 0.523 W/kg

**SAR(1 g) = 0.224 mW/g; SAR(10 g) = 0.134 mW/g**

Maximum value of SAR (measured) = 0.283 mW/g



0 dB = 0.280mW/g

This document is issued by the Company subject to its General Conditions of Service printed overleaf or available on request and accessible at [www.sgs.com](http://www.sgs.com). Attention is drawn to the limitations of liability, indemnification, and Jurisdictional issued defined therein. Unless otherwise stated, the results shown in this test report refer only to the sample(s) tested. This document cannot be reproduced except in full, without prior approval of Company. Any unauthorized alteration, forgery or falsification of the content or appearance of this report is unlawful and offenders may be prosecuted to the fullest extent of the law. 此報告是遵循本公司訂定之通用服務條款所製作發放，請注意此條款列印於背面，亦可在[www.sgs.com](http://www.sgs.com)中查閱。將本公司之義務，免責，管轄權皆明確規範之。除非另有說明，此報告結果僅對檢驗之樣品負責。本報告未經本公司書面許可，不可部份複製。對本報告內容或外觀之任何未經授權之變更、偽造、竄改皆屬非法，違犯者將會被依法追訴。

Date: 11/03/2011

## LE Tilt\_WLAN802.11a\_5.2G\_CH64

Communication System: WLAN 802.11n/a(5G) FCC; Frequency: 5320 MHz

Medium parameters used:  $f = 5320$  MHz;  $\sigma = 4.738$  mho/m;  $\epsilon_r = 35.181$ ;  $\rho = 1000$  kg/m<sup>3</sup>

Phantom section: Left Section

Measurement Standard: DASY5 (IEEE/IEC/ANSI C63.19-2007)

DASY5 Configuration:

- Probe: EX3DV4 - SN3661; ConvF(4.59, 4.59, 4.59); Calibrated: 1/24/2011
- Sensor-Surface: 2mm (Mechanical Surface Detection)
- Electronics: DAE4 Sn856; Calibrated: 5/18/2011
- Phantom: SAM2; Type: SAM
- Measurement SW: DASY52, Version 52.6 (2); SEMCAD X Version 14.4.5 (3634)

### Configuration/LE Cheek/Area Scan (71x111x1): Measurement grid:

$dx=15$ mm,  $dy=15$ mm

Maximum value of SAR (interpolated) = 0.207 mW/g

### Configuration/LE Cheek/Zoom Scan (7x7x7) (7x7x9)/Cube 0:


Measurement grid:  $dx=4$ mm,  $dy=4$ mm,  $dz=2.5$ mm

Reference Value = 3.859 V/m; Power Drift = 0.18 dB

Peak SAR (extrapolated) = 0.174 W/kg

**SAR(1 g) = 0.049 mW/g; SAR(10 g) = 0.018 mW/g**

Maximum value of SAR (measured) = 0.100 mW/g



0 dB = 0.100mW/g

This document is issued by the Company subject to its General Conditions of Service printed overleaf or available on request and accessible at [www.sgs.com](http://www.sgs.com). Attention is drawn to the limitations of liability, indemnification, and Jurisdictional issued defined therein. Unless otherwise stated, the results shown in this test report refer only to the sample(s) tested. This document cannot be reproduced except in full, without prior approval of Company. Any unauthorized alteration, forgery or falsification of the content or appearance of this report is unlawful and offenders may be prosecuted to the fullest extent of the law. 此報告是遵循本公司訂定之通用服務條款所製作發放，請注意此條款列印於背面，亦可在[www.sgs.com](http://www.sgs.com)中查閱。將本公司之義務，免責，管轄權皆明確規範之。除非另有說明，此報告結果僅對檢驗之樣品負責。本報告未經本公司書面許可，不可部份複製。對本報告內容或外觀之任何未經授權之變更、偽造、竄改皆屬非法，違犯者將會被依法追訴。

Date: 11/03/2011

## Hotspot mode\_Back side\_WLAN802.11a\_5.2G\_CH64

Communication System: WLAN 802.11n/a(5G) FCC; Frequency: 5320 MHz

Medium parameters used:  $f = 5320$  MHz;  $\sigma = 5.499$  mho/m;  $\epsilon_r = 47.747$ ;  $\rho = 1000$  kg/m<sup>3</sup>

Phantom section: Flat Section

Measurement Standard: DASYS (IEEE/IEC/ANSI C63.19-2007)

DASY5 Configuration:

- Probe: EX3DV4 - SN3770; ConvF(4.12, 4.12, 4.12); Calibrated: 4/19/2011
- Sensor-Surface: 2mm (Mechanical Surface Detection)
- Electronics: DAE4 Sn856; Calibrated: 5/18/2011
- Phantom: SAM2; Type: SAM
- Measurement SW: DASY52, Version 52.6 (2); SEMCAD X Version 14.4.5 (3634)

**Configuration/Body/Area Scan (71x111x1):** Measurement grid: dx=15mm, dy=15mm

Maximum value of SAR (interpolated) = 0.137 mW/g


**Configuration/Body/Zoom Scan (7x7x7) (7x7x9)/Cube 0:** Measurement grid: dx=4mm, dy=4mm, dz=2.5mm

Reference Value = 0.489 V/m; Power Drift = -0.12 dB

Peak SAR (extrapolated) = 0.127 W/kg

**SAR(1 g) = 0.037 mW/g; SAR(10 g) = 0.011 mW/g**

Maximum value of SAR (measured) = 0.080 mW/g



0 dB = 0.080mW/g

This document is issued by the Company subject to its General Conditions of Service printed overleaf or available on request and accessible at [www.sgs.com](http://www.sgs.com). Attention is drawn to the limitations of liability, indemnification, and Jurisdictional issued defined therein. Unless otherwise stated, the results shown in this test report refer only to the sample(s) tested. This document cannot be reproduced except in full, without prior approval of Company. Any unauthorized alteration, forgery or falsification of the content or appearance of this report is unlawful and offenders may be prosecuted to the fullest extent of the law. 此報告是遵循本公司訂定之通用服務條款所製作發放，請注意此條款列印於背面，亦可在[www.sgs.com](http://www.sgs.com)中查閱。將本公司之義務，免責，管轄權皆明確規範之。除非另有說明，此報告結果僅對檢驗之樣品負責。本報告未經本公司書面許可，不可部份複製。對本報告內容或外觀之任何未經授權之變更、偽造、竄改皆屬非法，違犯者將會被依法追訴。

Date: 11/03/2011

## RE Cheek\_WLAN802.11n(20M)5.2G\_CH64

Communication System: WLAN 802.11n/a(5G) FCC; Frequency: 5320 MHz

Medium parameters used:  $f = 5320$  MHz;  $\sigma = 4.738$  mho/m;  $\epsilon_r = 35.181$ ;  $\rho = 1000$  kg/m<sup>3</sup>

Phantom section: Right Section

Measurement Standard: DASYS (IEEE/IEC/ANSI C63.19-2007)

DASY5 Configuration:

- Probe: EX3DV4 - SN3661; ConvF(4.59, 4.59, 4.59); Calibrated: 1/24/2011
- Sensor-Surface: 2mm (Mechanical Surface Detection)
- Electronics: DAE4 Sn856; Calibrated: 5/18/2011
- Phantom: SAM2; Type: SAM
- Measurement SW: DASY52, Version 52.6 (2); SEMCAD X Version 14.4.5 (3634)

### Configuration/RE Cheek/Area Scan (71x111x1): Measurement grid:

$dx=15$ mm,  $dy=15$ mm

Maximum value of SAR (interpolated) = 0.216 mW/g

### Configuration/RE Cheek/Zoom Scan (7x7x7) (7x7x9)/Cube 0:


Measurement grid:  $dx=4$ mm,  $dy=4$ mm,  $dz=2.5$ mm

Reference Value = 2.808 V/m; Power Drift = 0.09 dB

Peak SAR (extrapolated) = 0.176 W/kg

**SAR(1 g) = 0.051 mW/g; SAR(10 g) = 0.015 mW/g**

Maximum value of SAR (measured) = 0.101 mW/g



0 dB = 0.100mW/g

This document is issued by the Company subject to its General Conditions of Service printed overleaf or available on request and accessible at [www.sgs.com](http://www.sgs.com). Attention is drawn to the limitations of liability, indemnification, and Jurisdictional issued defined therein. Unless otherwise stated, the results shown in this test report refer only to the sample(s) tested. This document cannot be reproduced except in full, without prior approval of Company. Any unauthorized alteration, forgery or falsification of the content or appearance of this report is unlawful and offenders may be prosecuted to the fullest extent of the law. 此報告是遵循本公司訂定之通用服務條款所製作發放，請注意此條款列印於背面，亦可在[www.sgs.com](http://www.sgs.com)中查閱。將本公司之義務，免責，管轄權皆明確規範之。除非另有說明，此報告結果僅對檢驗之樣品負責。本報告未經本公司書面許可，不可部份複製。對本報告內容或外觀之任何未經授權之變更、偽造、竄改皆屬非法，違犯者將會被依法追訴。

Date: 11/03/2011

## RE Tilt\_WLAN802.11n(20M)5.2G\_CH36

Communication System: WLAN 802.11n/a(5G) FCC; Frequency: 5180 MHz

Medium parameters used:  $f = 5180$  MHz;  $\sigma = 4.558$  mho/m;  $\epsilon_r = 35.539$ ;  $\rho = 1000$  kg/m<sup>3</sup>

Phantom section: Right Section

Measurement Standard: DASYS (IEEE/IEC/ANSI C63.19-2007)

DASY5 Configuration:

- Probe: EX3DV4 - SN3661; ConvF(4.88, 4.88, 4.88); Calibrated: 1/24/2011
- Sensor-Surface: 2mm (Mechanical Surface Detection)
- Electronics: DAE4 Sn856; Calibrated: 5/18/2011
- Phantom: SAM2; Type: SAM
- Measurement SW: DASY52, Version 52.6 (2); SEMCAD X Version 14.4.5 (3634)

**Configuration/RE Tilt/Area Scan (71x111x1):** Measurement grid: dx=15mm, dy=15mm

Maximum value of SAR (interpolated) = 0.252 mW/g


**Configuration/RE Tilt/Zoom Scan (7x7x7) (7x7x9)/Cube 0:** Measurement grid: dx=4mm, dy=4mm, dz=2.5mm

Reference Value = 3.215 V/m; Power Drift = 0.09 dB

Peak SAR (extrapolated) = 0.170 W/kg

**SAR(1 g) = 0.050 mW/g; SAR(10 g) = 0.016 mW/g**

Maximum value of SAR (measured) = 0.095 mW/g



0 dB = 0.090mW/g

This document is issued by the Company subject to its General Conditions of Service printed overleaf or available on request and accessible at [www.sgs.com](http://www.sgs.com). Attention is drawn to the limitations of liability, indemnification, and Jurisdictional issued defined therein. Unless otherwise stated, the results shown in this test report refer only to the sample(s) tested. This document cannot be reproduced except in full, without prior approval of Company. Any unauthorized alteration, forgery or falsification of the content or appearance of this report is unlawful and offenders may be prosecuted to the fullest extent of the law. 此報告是遵循本公司訂定之通用服務條款所製作發放，請注意此條款列印於背面，亦可在[www.sgs.com](http://www.sgs.com)中查閱。將本公司之義務，免責，管轄權皆明確規範之。除非另有說明，此報告結果僅對檢驗之樣品負責。本報告未經本公司書面許可，不可部份複製。對本報告內容或外觀之任何未經授權之變更、偽造、竄改皆屬非法，違犯者將會被依法追訴。

Date: 11/03/2011

## RE Tilt\_WLAN802.11n(20M)5.2G\_CH48

Communication System: WLAN 802.11n/a(5G) FCC; Frequency: 5240 MHz

Medium parameters used:  $f = 5240$  MHz;  $\sigma = 4.628$  mho/m;  $\epsilon_r = 35.158$ ;  $\rho = 1000$  kg/m<sup>3</sup>

Phantom section: Right Section

Measurement Standard: DASYS (IEEE/IEC/ANSI C63.19-2007)

DASY5 Configuration:

- Probe: EX3DV4 - SN3661; ConvF(4.88, 4.88, 4.88); Calibrated: 1/24/2011
- Sensor-Surface: 2mm (Mechanical Surface Detection)
- Electronics: DAE4 Sn856; Calibrated: 5/18/2011
- Phantom: SAM2; Type: SAM
- Measurement SW: DASY52, Version 52.6 (2); SEMCAD X Version 14.4.5 (3634)

**Configuration/RE Tilt/Area Scan (71x111x1):** Measurement grid: dx=15mm, dy=15mm

Maximum value of SAR (interpolated) = 0.136 mW/g


**Configuration/RE Tilt/Zoom Scan (7x7x7) (7x7x9)/Cube 0:** Measurement grid: dx=4mm, dy=4mm, dz=2.5mm

Reference Value = 2.789 V/m; Power Drift = -0.10 dB

Peak SAR (extrapolated) = 0.101 W/kg

**SAR(1 g) = 0.027 mW/g; SAR(10 g) = 0.00826 mW/g**

Maximum value of SAR (measured) = 0.060 mW/g



0 dB = 0.060mW/g

This document is issued by the Company subject to its General Conditions of Service printed overleaf or available on request and accessible at [www.sgs.com](http://www.sgs.com). Attention is drawn to the limitations of liability, indemnification, and Jurisdictional issued defined therein. Unless otherwise stated, the results shown in this test report refer only to the sample(s) tested. This document cannot be reproduced except in full, without prior approval of Company. Any unauthorized alteration, forgery or falsification of the content or appearance of this report is unlawful and offenders may be prosecuted to the fullest extent of the law. 此報告是遵循本公司訂定之通用服務條款所製作發放，請注意此條款列印於背面，亦可在[www.sgs.com](http://www.sgs.com)中查閱。將本公司之義務，免責，管轄權皆明確規範之。除非另有說明，此報告結果僅對檢驗之樣品負責。本報告未經本公司書面許可，不可部份複製。對本報告內容或外觀之任何未經授權之變更、偽造、竄改皆屬非法，違犯者將會被依法追訴。

Date: 11/03/2011

## RE Tilt\_WLAN802.11n(20M)5.2G\_CH52

Communication System: WLAN 802.11n/a(5G) FCC; Frequency: 5260 MHz

Medium parameters used:  $f = 5260$  MHz;  $\sigma = 5.393$  mho/m;  $\epsilon_r = 35.128$ ;  $\rho = 1000$  kg/m<sup>3</sup>

Phantom section: Right Section

Measurement Standard: DASYS (IEEE/IEC/ANSI C63.19-2007)

DASY5 Configuration:

- Probe: EX3DV4 - SN3661; ConvF(4.59, 4.59, 4.59); Calibrated: 1/24/2011
- Sensor-Surface: 2mm (Mechanical Surface Detection)
- Electronics: DAE4 Sn856; Calibrated: 5/18/2011
- Phantom: SAM2; Type: SAM
- Measurement SW: DASY52, Version 52.6 (2); SEMCAD X Version 14.4.5 (3634)

**Configuration/RE Tilt/Area Scan (71x111x1):** Measurement grid: dx=15mm, dy=15mm

Maximum value of SAR (interpolated) = 0.267 mW/g


**Configuration/RE Tilt/Zoom Scan (7x7x7) (7x7x9)/Cube 0:** Measurement grid: dx=4mm, dy=4mm, dz=2.5mm

Reference Value = 2.950 V/m; Power Drift = 0.07 dB

Peak SAR (extrapolated) = 0.166 W/kg

**SAR(1 g) = 0.049 mW/g; SAR(10 g) = 0.015 mW/g**

Maximum value of SAR (measured) = 0.099 mW/g



0 dB = 0.100mW/g

This document is issued by the Company subject to its General Conditions of Service printed overleaf or available on request and accessible at [www.sgs.com](http://www.sgs.com). Attention is drawn to the limitations of liability, indemnification, and Jurisdictional issued defined therein. Unless otherwise stated, the results shown in this test report refer only to the sample(s) tested. This document cannot be reproduced except in full, without prior approval of Company. Any unauthorized alteration, forgery or falsification of the content or appearance of this report is unlawful and offenders may be prosecuted to the fullest extent of the law. 此報告是遵循本公司訂定之通用服務條款所製作發放，請注意此條款列印於背面，亦可在[www.sgs.com](http://www.sgs.com)中查閱。將本公司之義務，免責，管轄權皆明確規範之。除非另有說明，此報告結果僅對檢驗之樣品負責。本報告未經本公司書面許可，不可部份複製。對本報告內容或外觀之任何未經授權之變更、偽造、竄改皆屬非法，違犯者將會被依法追訴。



Date: 11/03/2011

## RE Tilt\_WLAN802.11n(20M)5.2G\_CH64

Communication System: WLAN 802.11n/a(5G) FCC; Frequency: 5320 MHz

Medium parameters used:  $f = 5320$  MHz;  $\sigma = 4.738$  mho/m;  $\epsilon_r = 35.181$ ;  $\rho = 1000$  kg/m<sup>3</sup>

Phantom section: Right Section

Measurement Standard: DASYS (IEEE/IEC/ANSI C63.19-2007)

DASY5 Configuration:

- Probe: EX3DV4 - SN3661; ConvF(4.59, 4.59, 4.59); Calibrated: 1/24/2011
- Sensor-Surface: 2mm (Mechanical Surface Detection)
- Electronics: DAE4 Sn856; Calibrated: 5/18/2011
- Phantom: SAM2; Type: SAM
- Measurement SW: DASY52, Version 52.6 (2); SEMCAD X Version 14.4.5 (3634)

**Configuration/RE Tilt/Area Scan (71x111x1):** Measurement grid: dx=15mm, dy=15mm

Maximum value of SAR (interpolated) = 0.106 mW/g


**Configuration/RE Tilt/Zoom Scan (7x7x7) (7x7x9)/Cube 0:** Measurement grid: dx=4mm, dy=4mm, dz=2.5mm

Reference Value = 3.330 V/m; Power Drift = 0.17 dB

Peak SAR (extrapolated) = 0.173 W/kg

**SAR(1 g) = 0.053 mW/g; SAR(10 g) = 0.016 mW/g**

Maximum value of SAR (measured) = 0.104 mW/g



0 dB = 0.100mW/g

This document is issued by the Company subject to its General Conditions of Service printed overleaf or available on request and accessible at [www.sgs.com](http://www.sgs.com). Attention is drawn to the limitations of liability, indemnification, and Jurisdictional issued defined therein. Unless otherwise stated, the results shown in this test report refer only to the sample(s) tested. This document cannot be reproduced except in full, without prior approval of Company. Any unauthorized alteration, forgery or falsification of the content or appearance of this report is unlawful and offenders may be prosecuted to the fullest extent of the law. 此報告是遵循本公司訂定之通用服務條款所製作發放，請注意此條款列印於背面，亦可在[www.sgs.com](http://www.sgs.com)中查閱。將本公司之義務，免責，管轄權皆明確規範之。除非另有說明，此報告結果僅對檢驗之樣品負責。本報告未經本公司書面許可，不可部份複製。對本報告內容或外觀之任何未經授權之變更、偽造、竄改皆屬非法，違犯者將會被依法追訴。

Date: 11/03/2011

## LE Cheek\_WLAN802.11n(20M)\_5.2G\_CH64

Communication System: WLAN 802.11n/a(5G) FCC; Frequency: 5320 MHz

Medium parameters used:  $f = 5320$  MHz;  $\sigma = 4.738$  mho/m;  $\epsilon_r = 35.181$ ;  $\rho = 1000$  kg/m<sup>3</sup>

Phantom section: Left Section

Measurement Standard: DASYS (IEEE/IEC/ANSI C63.19-2007)

DASY5 Configuration:

- Probe: EX3DV4 - SN3661; ConvF(4.59, 4.59, 4.59); Calibrated: 1/24/2011
- Sensor-Surface: 2mm (Mechanical Surface Detection)
- Electronics: DAE4 Sn856; Calibrated: 5/18/2011
- Phantom: SAM2; Type: SAM
- Measurement SW: DASY52, Version 52.6 (2); SEMCAD X Version 14.4.5 (3634)

### Configuration/LE Cheek/Area Scan (71x111x1): Measurement grid:

$dx=15$ mm,  $dy=15$ mm

Maximum value of SAR (interpolated) = 0.079 mW/g

### Configuration/LE Cheek/Zoom Scan (7x7x7) (7x7x9)/Cube 0:


Measurement grid:  $dx=4$ mm,  $dy=4$ mm,  $dz=2.5$ mm

Reference Value = 3.494 V/m; Power Drift = 0.0097 dB

Peak SAR (extrapolated) = 0.156 W/kg

**SAR(1 g) = 0.045 mW/g; SAR(10 g) = 0.017 mW/g**

Maximum value of SAR (measured) = 0.089 mW/g



0 dB = 0.090mW/g

This document is issued by the Company subject to its General Conditions of Service printed overleaf or available on request and accessible at [www.sgs.com](http://www.sgs.com). Attention is drawn to the limitations of liability, indemnification, and Jurisdictional issued defined therein. Unless otherwise stated, the results shown in this test report refer only to the sample(s) tested. This document cannot be reproduced except in full, without prior approval of Company. Any unauthorized alteration, forgery or falsification of the content or appearance of this report is unlawful and offenders may be prosecuted to the fullest extent of the law. 此報告是遵循本公司訂定之通用服務條款所製作發放，請注意此條款列印於背面，亦可在[www.sgs.com](http://www.sgs.com)中查閱。將本公司之義務，免責，管轄權皆明確規範之。除非另有說明，此報告結果僅對檢驗之樣品負責。本報告未經本公司書面許可，不可部份複製。對本報告內容或外觀之任何未經授權之變更、偽造、竄改皆屬非法，違犯者將會被依法追訴。

Date: 11/03/2011

## LE Tilt\_WLAN802.11n(20M)\_5.2G\_CH64

Communication System: WLAN 802.11n/a(5G) FCC; Frequency: 5320 MHz

Medium parameters used:  $f = 5320$  MHz;  $\sigma = 4.738$  mho/m;  $\epsilon_r = 35.181$ ;  $\rho = 1000$  kg/m<sup>3</sup>

Phantom section: Left Section

Measurement Standard: DASYS (IEEE/IEC/ANSI C63.19-2007)

DASY5 Configuration:

- Probe: EX3DV4 - SN3661; ConvF(4.59, 4.59, 4.59); Calibrated: 1/24/2011
- Sensor-Surface: 2mm (Mechanical Surface Detection)
- Electronics: DAE4 Sn856; Calibrated: 5/18/2011
- Phantom: SAM2; Type: SAM
- Measurement SW: DASY52, Version 52.6 (2); SEMCAD X Version 14.4.5 (3634)

**Configuration/LE Tilt/Area Scan (71x111x1):** Measurement grid: dx=15mm, dy=15mm

Maximum value of SAR (interpolated) = 0.077 mW/g


**Configuration/LE Tilt/Zoom Scan (7x7x7) (7x7x9)/Cube 0:** Measurement grid: dx=4mm, dy=4mm, dz=2.5mm

Reference Value = 3.626 V/m; Power Drift = 0.17 dB

Peak SAR (extrapolated) = 0.140 W/kg

**SAR(1 g) = 0.042 mW/g; SAR(10 g) = 0.016 mW/g**

Maximum value of SAR (measured) = 0.082 mW/g



0 dB = 0.080mW/g

This document is issued by the Company subject to its General Conditions of Service printed overleaf or available on request and accessible at [www.sgs.com](http://www.sgs.com). Attention is drawn to the limitations of liability, indemnification, and Jurisdictional issued defined therein. Unless otherwise stated, the results shown in this test report refer only to the sample(s) tested. This document cannot be reproduced except in full, without prior approval of Company. Any unauthorized alteration, forgery or falsification of the content or appearance of this report is unlawful and offenders may be prosecuted to the fullest extent of the law. 此報告是遵循本公司訂定之通用服務條款所製作發放，請注意此條款列印於背面，亦可在[www.sgs.com](http://www.sgs.com)中查閱。將本公司之義務，免責，管轄權皆明確規範之。除非另有說明，此報告結果僅對檢驗之樣品負責。本報告未經本公司書面許可，不可部份複製。對本報告內容或外觀之任何未經授權之變更、偽造、竄改皆屬非法，違犯者將會被依法追訴。

Date: 11/03/2011

## Hotspot mode\_Back side\_WLAN802.11n(20M)5.2G\_CH64

Communication System: WLAN 802.11n/a(5G) FCC; Frequency: 5320 MHz

Medium parameters used:  $f = 5320$  MHz;  $\sigma = 5.499$  mho/m;  $\epsilon_r = 47.747$ ;  $\rho = 1000$  kg/m<sup>3</sup>

Phantom section: Flat Section

Measurement Standard: DASYS (IEEE/IEC/ANSI C63.19-2007)

DASY5 Configuration:

- Probe: EX3DV4 - SN3770; ConvF(4.12, 4.12, 4.12); Calibrated: 4/19/2011
- Sensor-Surface: 2mm (Mechanical Surface Detection)
- Electronics: DAE4 Sn856; Calibrated: 5/18/2011
- Phantom: SAM2; Type: SAM
- Measurement SW: DASYS2, Version 52.6 (2); SEMCAD X Version 14.4.5 (3634)

**Configuration/Body/Area Scan (71x111x1):** Measurement grid: dx=15mm, dy=15mm

Maximum value of SAR (interpolated) = 0.073 mW/g

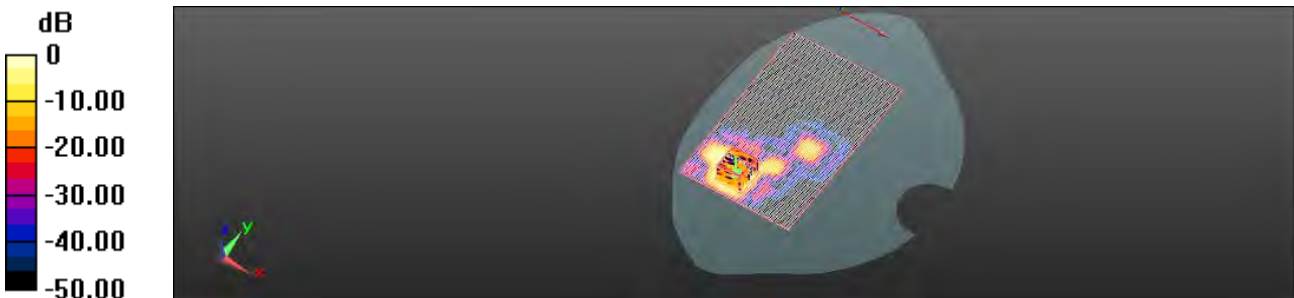
**Configuration/Body/Zoom Scan (7x7x7) (7x7x9)/Cube 0:** Measurement grid: dx=4mm, dy=4mm, dz=2.5mm

Reference Value = 0.379 V/m; Power Drift = -0.13 dB

Peak SAR (extrapolated) = 0.137 W/kg

**SAR(1 g) = 0.038 mW/g; SAR(10 g) = 0.012 mW/g**

Maximum value of SAR (measured) = 0.084 mW/g



0 dB = 0.080mW/g

This document is issued by the Company subject to its General Conditions of Service printed overleaf or available on request and accessible at [www.sgs.com](http://www.sgs.com). Attention is drawn to the limitations of liability, indemnification, and Jurisdictional issued defined therein. Unless otherwise stated, the results shown in this test report refer only to the sample(s) tested. This document cannot be reproduced except in full, without prior approval of Company. Any unauthorized alteration, forgery or falsification of the content or appearance of this report is unlawful and offenders may be prosecuted to the fullest extent of the law. 此報告是遵循本公司訂定之通用服務條款所製作發放，請注意此條款列印於背面，亦可在[www.sgs.com](http://www.sgs.com)中查閱。將本公司之義務，免責，管轄權皆明確規範之。除非另有說明，此報告結果僅對檢驗之樣品負責。本報告未經本公司書面許可，不可部份複製。對本報告內容或外觀之任何未經授權之變更、偽造、竄改皆屬非法，違犯者將會被依法追訴。

Date: 11/03/2011

## RE Cheek\_WLAN802.11a\_5.8G\_CH149

Communication System: WLAN 802.11n/a(5G) FCC; Frequency: 5745 MHz

Medium parameters used:  $f = 5745$  MHz;  $\sigma = 5.183$  mho/m;  $\epsilon_r = 34.088$ ;  $\rho = 1000$  kg/m<sup>3</sup>

Phantom section: Right Section

Measurement Standard: DASY5 (IEEE/IEC/ANSI C63.19-2007)

DASY5 Configuration:

- Probe: EX3DV4 - SN3661; ConvF(4.15, 4.15, 4.15); Calibrated: 1/24/2011
- Sensor-Surface: 2mm (Mechanical Surface Detection)
- Electronics: DAE4 Sn856; Calibrated: 5/18/2011
- Phantom: SAM2; Type: SAM
- Measurement SW: DASY52, Version 52.6 (2); SEMCAD X Version 14.4.5 (3634)

### Configuration/RE Cheek/Area Scan (71x111x1): Measurement grid:

$dx=15$ mm,  $dy=15$ mm

Maximum value of SAR (interpolated) = 0.219 mW/g

### Configuration/RE Cheek/Zoom Scan (7x7x7) (7x7x9)/Cube 0:


Measurement grid:  $dx=4$ mm,  $dy=4$ mm,  $dz=2.5$ mm

Reference Value = 3.445 V/m; Power Drift = 0.12 dB

Peak SAR (extrapolated) = 0.348 W/kg

**SAR(1 g) = 0.090 mW/g; SAR(10 g) = 0.030 mW/g**

Maximum value of SAR (measured) = 0.192 mW/g



0 dB = 0.190mW/g

This document is issued by the Company subject to its General Conditions of Service printed overleaf or available on request and accessible at [www.sgs.com](http://www.sgs.com). Attention is drawn to the limitations of liability, indemnification, and Jurisdictional issued defined therein. Unless otherwise stated, the results shown in this test report refer only to the sample(s) tested. This document cannot be reproduced except in full, without prior approval of Company. Any unauthorized alteration, forgery or falsification of the content or appearance of this report is unlawful and offenders may be prosecuted to the fullest extent of the law. 此報告是遵循本公司訂定之通用服務條款所製作發放，請注意此條款列印於背面，亦可在[www.sgs.com](http://www.sgs.com)中查閱。將本公司之義務，免責，管轄權皆明確規範之。除非另有說明，此報告結果僅對檢驗之樣品負責。本報告未經本公司書面許可，不可部份複製。對本報告內容或外觀之任何未經授權之變更、偽造、竄改皆屬非法，違犯者將會被依法追訴。

Date: 11/03/2011

## RE Tilt\_WLAN802.11a\_5.8G\_CH149

Communication System: WLAN 802.11n/a(5G) FCC; Frequency: 5745 MHz

Medium parameters used:  $f = 5745$  MHz;  $\sigma = 5.183$  mho/m;  $\epsilon_r = 34.088$ ;  $\rho = 1000$  kg/m<sup>3</sup>

Phantom section: Right Section

Measurement Standard: DASYS (IEEE/IEC/ANSI C63.19-2007)

DASY5 Configuration:

- Probe: EX3DV4 - SN3661; ConvF(4.15, 4.15, 4.15); Calibrated: 1/24/2011
- Sensor-Surface: 2mm (Mechanical Surface Detection)
- Electronics: DAE4 Sn856; Calibrated: 5/18/2011
- Phantom: SAM2; Type: SAM
- Measurement SW: DASY52, Version 52.6 (2); SEMCAD X Version 14.4.5 (3634)

**Configuration/RE Tilt/Area Scan (71x111x1):** Measurement grid: dx=15mm, dy=15mm

Maximum value of SAR (interpolated) = 0.313 mW/g


**Configuration/RE Tilt/Zoom Scan (7x7x7) (7x7x9)/Cube 0:** Measurement grid: dx=4mm, dy=4mm, dz=2.5mm

Reference Value = 4.491 V/m; Power Drift = -0.15 dB

Peak SAR (extrapolated) = 0.539 W/kg

**SAR(1 g) = 0.130 mW/g; SAR(10 g) = 0.039 mW/g**

Maximum value of SAR (measured) = 0.265 mW/g



0 dB = 0.260mW/g

This document is issued by the Company subject to its General Conditions of Service printed overleaf or available on request and accessible at [www.sgs.com](http://www.sgs.com). Attention is drawn to the limitations of liability, indemnification, and Jurisdictional issued defined therein. Unless otherwise stated, the results shown in this test report refer only to the sample(s) tested. This document cannot be reproduced except in full, without prior approval of Company. Any unauthorized alteration, forgery or falsification of the content or appearance of this report is unlawful and offenders may be prosecuted to the fullest extent of the law. 此報告是遵循本公司訂定之通用服務條款所製作發放，請注意此條款列印於背面，亦可在[www.sgs.com](http://www.sgs.com)中查閱。將本公司之義務，免責，管轄權皆明確規範之。除非另有說明，此報告結果僅對檢驗之樣品負責。本報告未經本公司書面許可，不可部份複製。對本報告內容或外觀之任何未經授權之變更、偽造、竄改皆屬非法，違犯者將會被依法追訴。

Date: 11/03/2011

## LE Cheek\_WLAN802.11a\_5.8G\_CH149

Communication System: WLAN 802.11n/a(5G) FCC; Frequency: 5745 MHz

Medium parameters used:  $f = 5745$  MHz;  $\sigma = 5.183$  mho/m;  $\epsilon_r = 34.088$ ;  $\rho = 1000$  kg/m<sup>3</sup>

Phantom section: Left Section

Measurement Standard: DASYS (IEEE/IEC/ANSI C63.19-2007)

DASY5 Configuration:

- Probe: EX3DV4 - SN3661; ConvF(4.15, 4.15, 4.15); Calibrated: 1/24/2011
- Sensor-Surface: 2mm (Mechanical Surface Detection)
- Electronics: DAE4 Sn856; Calibrated: 5/18/2011
- Phantom: SAM2; Type: SAM
- Measurement SW: DASY52, Version 52.6 (2); SEMCAD X Version 14.4.5 (3634)

### Configuration/LE Cheek/Area Scan (71x111x1): Measurement grid:

$dx=15$ mm,  $dy=15$ mm

Maximum value of SAR (interpolated) = 0.273 mW/g

### Configuration/LE Cheek/Zoom Scan (7x7x7) (7x7x9)/Cube 0:


Measurement grid:  $dx=4$ mm,  $dy=4$ mm,  $dz=2.5$ mm

Reference Value = 3.333 V/m; Power Drift = 0.12 dB

Peak SAR (extrapolated) = 0.405 W/kg

**SAR(1 g) = 0.110 mW/g; SAR(10 g) = 0.036 mW/g**

Maximum value of SAR (measured) = 0.216 mW/g



0 dB = 0.220mW/g

This document is issued by the Company subject to its General Conditions of Service printed overleaf or available on request and accessible at [www.sgs.com](http://www.sgs.com). Attention is drawn to the limitations of liability, indemnification, and Jurisdictional issued defined therein. Unless otherwise stated, the results shown in this test report refer only to the sample(s) tested. This document cannot be reproduced except in full, without prior approval of Company. Any unauthorized alteration, forgery or falsification of the content or appearance of this report is unlawful and offenders may be prosecuted to the fullest extent of the law. 此報告是遵循本公司訂定之通用服務條款所製作發放，請注意此條款列印於背面，亦可在[www.sgs.com](http://www.sgs.com)中查閱。將本公司之義務，免責，管轄權皆明確規範之。除非另有說明，此報告結果僅對檢驗之樣品負責。本報告未經本公司書面許可，不可部份複製。對本報告內容或外觀之任何未經授權之變更、偽造、竄改皆屬非法，違犯者將會被依法追訴。

Date: 11/03/2011

## LE Tilt\_WLAN802.11a\_5.8G\_CH149


Communication System: WLAN 802.11n/a(5G) FCC; Frequency: 5745 MHz  
Medium parameters used:  $f = 5745$  MHz;  $\sigma = 5.183$  mho/m;  $\epsilon_r = 34.088$ ;  $\rho = 1000$  kg/m<sup>3</sup>  
Phantom section: Left Section  
Measurement Standard: DASYS (IEEE/IEC/ANSI C63.19-2007)  
DASY5 Configuration:

- Probe: EX3DV4 - SN3661; ConvF(4.15, 4.15, 4.15); Calibrated: 1/24/2011
- Sensor-Surface: 2mm (Mechanical Surface Detection)
- Electronics: DAE4 Sn856; Calibrated: 5/18/2011
- Phantom: SAM2; Type: SAM
- Measurement SW: DASY52, Version 52.6 (2); SEMCAD X Version 14.4.5 (3634)

**Configuration/LE Tilt/Area Scan (71x111x1):** Measurement grid: dx=15mm, dy=15mm  
Maximum value of SAR (interpolated) = 0.349 mW/g

**Configuration/LE Tilt/Zoom Scan (7x7x7) (7x7x9)/Cube 0:** Measurement grid: dx=4mm, dy=4mm, dz=2.5mm  
Reference Value = 4.585 V/m; Power Drift = 0.18 dB  
Peak SAR (extrapolated) = 0.494 W/kg

**SAR(1 g) = 0.139 mW/g; SAR(10 g) = 0.050 mW/g**  
Maximum value of SAR (measured) = 0.261 mW/g



0 dB = 0.260mW/g

This document is issued by the Company subject to its General Conditions of Service printed overleaf or available on request and accessible at [www.sgs.com](http://www.sgs.com). Attention is drawn to the limitations of liability, indemnification, and Jurisdictional issued defined therein. Unless otherwise stated, the results shown in this test report refer only to the sample(s) tested. This document cannot be reproduced except in full, without prior approval of Company. Any unauthorized alteration, forgery or falsification of the content or appearance of this report is unlawful and offenders may be prosecuted to the fullest extent of the law. 此報告是遵循本公司訂定之通用服務條款所製作發放，請注意此條款列印於背面，亦可在[www.sgs.com](http://www.sgs.com)中查閱。將本公司之義務，免責，管轄權皆明確規範之。除非另有說明，此報告結果僅對檢驗之樣品負責。本報告未經本公司書面許可，不可部份複製。對本報告內容或外觀之任何未經授權之變更、偽造、竄改皆屬非法，違犯者將會被依法追訴。



Date: 11/03/2011

## LE Tilt\_WLAN802.11a\_5.8G\_CH157

Communication System: WLAN 802.11n/a(5G) FCC; Frequency: 5785 MHz

Medium parameters used:  $f = 5785$  MHz;  $\sigma = 5.261$  mho/m;  $\epsilon_r = 34.048$ ;  $\rho = 1000$  kg/m<sup>3</sup>

Phantom section: Left Section

Measurement Standard: DASYS (IEEE/IEC/ANSI C63.19-2007)

DASY5 Configuration:

- Probe: EX3DV4 - SN3661; ConvF(4.15, 4.15, 4.15); Calibrated: 1/24/2011
- Sensor-Surface: 2mm (Mechanical Surface Detection)
- Electronics: DAE4 Sn856; Calibrated: 5/18/2011
- Phantom: SAM2; Type: SAM
- Measurement SW: DASY52, Version 52.6 (2); SEMCAD X Version 14.4.5 (3634)

**Configuration/LE Tilt/Area Scan (71x111x1):** Measurement grid: dx=15mm, dy=15mm

Maximum value of SAR (interpolated) = 0.396 mW/g


**Configuration/LE Tilt/Zoom Scan (7x7x7) (7x7x9)/Cube 0:** Measurement grid: dx=4mm, dy=4mm, dz=2.5mm

Reference Value = 4.953 V/m; Power Drift = 0.03 dB

Peak SAR (extrapolated) = 0.536 W/kg

**SAR(1 g) = 0.154 mW/g; SAR(10 g) = 0.052 mW/g**

Maximum value of SAR (measured) = 0.311 mW/g



0 dB = 0.310mW/g

This document is issued by the Company subject to its General Conditions of Service printed overleaf or available on request and accessible at [www.sgs.com](http://www.sgs.com). Attention is drawn to the limitations of liability, indemnification, and Jurisdictional issued defined therein. Unless otherwise stated, the results shown in this test report refer only to the sample(s) tested. This document cannot be reproduced except in full, without prior approval of Company. Any unauthorized alteration, forgery or falsification of the content or appearance of this report is unlawful and offenders may be prosecuted to the fullest extent of the law. 此報告是遵循本公司訂定之通用服務條款所製作發放，請注意此條款列印於背面，亦可在[www.sgs.com](http://www.sgs.com)中查閱。將本公司之義務，免責，管轄權皆明確規範之。除非另有說明，此報告結果僅對檢驗之樣品負責。本報告未經本公司書面許可，不可部份複製。對本報告內容或外觀之任何未經授權之變更、偽造、竄改皆屬非法，違犯者將會被依法追訴。

Date: 11/03/2011

## LE Tilt\_WLAN802.11a\_5.8G\_CH165

Communication System: WLAN 802.11n/a(5G) FCC; Frequency: 5825 MHz

Medium parameters used:  $f = 5825$  MHz;  $\sigma = 5.298$  mho/m;  $\epsilon_r = 33.948$ ;  $\rho = 1000$  kg/m<sup>3</sup>

Phantom section: Left Section

Measurement Standard: DASYS (IEEE/IEC/ANSI C63.19-2007)

DASY5 Configuration:

- Probe: EX3DV4 - SN3661; ConvF(4.15, 4.15, 4.15); Calibrated: 1/24/2011
- Sensor-Surface: 2mm (Mechanical Surface Detection)
- Electronics: DAE4 Sn856; Calibrated: 5/18/2011
- Phantom: SAM2; Type: SAM
- Measurement SW: DASY52, Version 52.6 (2); SEMCAD X Version 14.4.5 (3634)

**Configuration/LE Tilt/Area Scan (71x111x1):** Measurement grid: dx=15mm, dy=15mm

Maximum value of SAR (interpolated) = 0.436 mW/g


**Configuration/LE Tilt/Zoom Scan (7x7x7) (7x7x9)/Cube 0:** Measurement grid: dx=4mm, dy=4mm, dz=2.5mm

Reference Value = 5.077 V/m; Power Drift = 0.10 dB

Peak SAR (extrapolated) = 0.727 W/kg

**SAR(1 g) = 0.194 mW/g; SAR(10 g) = 0.067 mW/g**

Maximum value of SAR (measured) = 0.384 mW/g



0 dB = 0.380mW/g

This document is issued by the Company subject to its General Conditions of Service printed overleaf or available on request and accessible at [www.sgs.com](http://www.sgs.com). Attention is drawn to the limitations of liability, indemnification, and Jurisdictional issued defined therein. Unless otherwise stated, the results shown in this test report refer only to the sample(s) tested. This document cannot be reproduced except in full, without prior approval of Company. Any unauthorized alteration, forgery or falsification of the content or appearance of this report is unlawful and offenders may be prosecuted to the fullest extent of the law. 此報告是遵循本公司訂定之通用服務條款所製作發放，請注意此條款列印於背面，亦可在[www.sgs.com](http://www.sgs.com)中查閱。將本公司之義務，免責，管轄權皆明確規範之。除非另有說明，此報告結果僅對檢驗之樣品負責。本報告未經本公司書面許可，不可部份複製。對本報告內容或外觀之任何未經授權之變更、偽造、竄改皆屬非法，違犯者將會被依法追訴。

Date: 11/03/2011

## Hotspot mode\_Back side\_WLAN802.11a\_5.8G\_CH149

Communication System: WLAN 802.11n/a(5G) FCC; Frequency: 5745 MHz

Medium parameters used:  $f = 5745$  MHz;  $\sigma = 6.076$  mho/m;  $\epsilon_r = 46.427$ ;  $\rho = 1000$  kg/m<sup>3</sup>

Phantom section: Flat Section

Measurement Standard: DASYS (IEEE/IEC/ANSI C63.19-2007)

DASY5 Configuration:

- Probe: EX3DV4 - SN3770; ConvF(3.8, 3.8, 3.8); Calibrated: 4/19/2011
- Sensor-Surface: 2mm (Mechanical Surface Detection)
- Electronics: DAE4 Sn856; Calibrated: 5/18/2011
- Phantom: SAM2; Type: SAM
- Measurement SW: DASY52, Version 52.6 (2); SEMCAD X Version 14.4.5 (3634)

**Configuration/Body/Area Scan (71x111x1):** Measurement grid: dx=15mm, dy=15mm

Maximum value of SAR (interpolated) = 0.299 mW/g


**Configuration/Body/Zoom Scan (7x7x7) (7x7x9)/Cube 0:** Measurement grid: dx=4mm, dy=4mm, dz=2.5mm

Reference Value = 0.722 V/m; Power Drift = 0.03 dB

Peak SAR (extrapolated) = 1.067 W/kg

**SAR(1 g) = 0.130 mW/g; SAR(10 g) = 0.039 mW/g**

Maximum value of SAR (measured) = 0.283 mW/g



0 dB = 0.280mW/g

This document is issued by the Company subject to its General Conditions of Service printed overleaf or available on request and accessible at [www.sgs.com](http://www.sgs.com). Attention is drawn to the limitations of liability, indemnification, and Jurisdictional issued defined therein. Unless otherwise stated, the results shown in this test report refer only to the sample(s) tested. This document cannot be reproduced except in full, without prior approval of Company. Any unauthorized alteration, forgery or falsification of the content or appearance of this report is unlawful and offenders may be prosecuted to the fullest extent of the law. 此報告是遵循本公司訂定之通用服務條款所製作發放，請注意此條款列印於背面，亦可在[www.sgs.com](http://www.sgs.com)中查閱。將本公司之義務，免責，管轄權皆明確規範之。除非另有說明，此報告結果僅對檢驗之樣品負責。本報告未經本公司書面許可，不可部份複製。對本報告內容或外觀之任何未經授權之變更、偽造、竄改皆屬非法，違犯者將會被依法追訴。

Date: 11/03/2011

## RE Cheek\_WLAN802.11n(20M)5.8G\_CH149

Communication System: WLAN 802.11n/a(5G) FCC; Frequency: 5745 MHz

Medium parameters used:  $f = 5745$  MHz;  $\sigma = 5.183$  mho/m;  $\epsilon_r = 34.088$ ;  $\rho = 1000$  kg/m<sup>3</sup>

Phantom section: Right Section

Measurement Standard: DASYS (IEEE/IEC/ANSI C63.19-2007)

DASY5 Configuration:

- Probe: EX3DV4 - SN3661; ConvF(4.15, 4.15, 4.15); Calibrated: 1/24/2011
- Sensor-Surface: 2mm (Mechanical Surface Detection)
- Electronics: DAE4 Sn856; Calibrated: 5/18/2011
- Phantom: SAM2; Type: SAM
- Measurement SW: DASY52, Version 52.6 (2); SEMCAD X Version 14.4.5 (3634)

### Configuration/RE Cheek/Area Scan (71x111x1): Measurement grid:

$dx=15$ mm,  $dy=15$ mm

Maximum value of SAR (interpolated) = 0.289 mW/g

### Configuration/RE Cheek/Zoom Scan (7x7x7) (7x7x9)/Cube 0:


Measurement grid:  $dx=4$ mm,  $dy=4$ mm,  $dz=2.5$ mm

Reference Value = 5.521 V/m; Power Drift = 0.18 dB

Peak SAR (extrapolated) = 0.397 W/kg

**SAR(1 g) = 0.106 mW/g; SAR(10 g) = 0.033 mW/g**

Maximum value of SAR (measured) = 0.224 mW/g



0 dB = 0.220mW/g

This document is issued by the Company subject to its General Conditions of Service printed overleaf or available on request and accessible at [www.sgs.com](http://www.sgs.com). Attention is drawn to the limitations of liability, indemnification, and Jurisdictional issued defined therein. Unless otherwise stated, the results shown in this test report refer only to the sample(s) tested. This document cannot be reproduced except in full, without prior approval of Company. Any unauthorized alteration, forgery or falsification of the content or appearance of this report is unlawful and offenders may be prosecuted to the fullest extent of the law. 此報告是遵循本公司訂定之通用服務條款所製作發放，請注意此條款列印於背面，亦可在[www.sgs.com](http://www.sgs.com)中查閱。將本公司之義務，免責，管轄權皆明確規範之。除非另有說明，此報告結果僅對檢驗之樣品負責。本報告未經本公司書面許可，不可部份複製。對本報告內容或外觀之任何未經授權之變更、偽造、竄改皆屬非法，違犯者將會被依法追訴。

Date: 11/03/2011

## RE Tilt\_WLAN802.11n(20M)5.8G\_CH149

Communication System: WLAN 802.11n/a(5G) FCC; Frequency: 5745 MHz

Medium parameters used:  $f = 5745$  MHz;  $\sigma = 5.183$  mho/m;  $\epsilon_r = 34.088$ ;  $\rho = 1000$  kg/m<sup>3</sup>

Phantom section: Right Section

Measurement Standard: DASY5 (IEEE/IEC/ANSI C63.19-2007)

DASY5 Configuration:

- Probe: EX3DV4 - SN3661; ConvF(4.15, 4.15, 4.15); Calibrated: 1/24/2011
- Sensor-Surface: 2mm (Mechanical Surface Detection)
- Electronics: DAE4 Sn856; Calibrated: 5/18/2011
- Phantom: SAM2; Type: SAM
- Measurement SW: DASY52, Version 52.6 (2); SEMCAD X Version 14.4.5 (3634)

**Configuration/RE Tilt/Area Scan (71x111x1):** Measurement grid: dx=15mm, dy=15mm

Maximum value of SAR (interpolated) = 0.398 mW/g


**Configuration/RE Tilt/Zoom Scan (7x7x7) (7x7x9)/Cube 0:** Measurement grid: dx=4mm, dy=4mm, dz=2.5mm

Reference Value = 6.748 V/m; Power Drift = 0.16 dB

Peak SAR (extrapolated) = 0.501 W/kg

**SAR(1 g) = 0.133 mW/g; SAR(10 g) = 0.041 mW/g**

Maximum value of SAR (measured) = 0.282 mW/g



0 dB = 0.280mW/g

This document is issued by the Company subject to its General Conditions of Service printed overleaf or available on request and accessible at [www.sgs.com](http://www.sgs.com). Attention is drawn to the limitations of liability, indemnification, and Jurisdictional issued defined therein. Unless otherwise stated, the results shown in this test report refer only to the sample(s) tested. This document cannot be reproduced except in full, without prior approval of Company. Any unauthorized alteration, forgery or falsification of the content or appearance of this report is unlawful and offenders may be prosecuted to the fullest extent of the law. 此報告是遵循本公司訂定之通用服務條款所製作發放，請注意此條款列印於背面，亦可在[www.sgs.com](http://www.sgs.com)中查閱。將本公司之義務，免責，管轄權皆明確規範之。除非另有說明，此報告結果僅對檢驗之樣品負責。本報告未經本公司書面許可，不可部份複製。對本報告內容或外觀之任何未經授權之變更、偽造、竄改皆屬非法，違犯者將會被依法追訴。

Date: 11/03/2011

## RE Tilt\_WLAN802.11n(20M)5.8G\_CH157

Communication System: WLAN 802.11n/a(5G) FCC; Frequency: 5785 MHz

Medium parameters used:  $f = 5785$  MHz;  $\sigma = 5.261$  mho/m;  $\epsilon_r = 34.048$ ;  $\rho = 1000$  kg/m<sup>3</sup>

Phantom section: Right Section

Measurement Standard: DASY5 (IEEE/IEC/ANSI C63.19-2007)

DASY5 Configuration:

- Probe: EX3DV4 - SN3661; ConvF(4.15, 4.15, 4.15); Calibrated: 1/24/2011
- Sensor-Surface: 2mm (Mechanical Surface Detection)
- Electronics: DAE4 Sn856; Calibrated: 5/18/2011
- Phantom: SAM2; Type: SAM
- Measurement SW: DASY52, Version 52.6 (2); SEMCAD X Version 14.4.5 (3634)

**Configuration/RE Tilt/Area Scan (71x111x1):** Measurement grid: dx=15mm, dy=15mm

Maximum value of SAR (interpolated) = 0.282 mW/g


**Configuration/RE Tilt/Zoom Scan (7x7x7) (7x7x9)/Cube 0:** Measurement grid: dx=4mm, dy=4mm, dz=2.5mm

Reference Value = 5.089 V/m; Power Drift = -0.18 dB

Peak SAR (extrapolated) = 0.732 W/kg

**SAR(1 g) = 0.168 mW/g; SAR(10 g) = 0.049 mW/g**

Maximum value of SAR (measured) = 0.376 mW/g



0 dB = 0.380mW/g

This document is issued by the Company subject to its General Conditions of Service printed overleaf or available on request and accessible at [www.sgs.com](http://www.sgs.com). Attention is drawn to the limitations of liability, indemnification, and Jurisdictional issued defined therein. Unless otherwise stated, the results shown in this test report refer only to the sample(s) tested. This document cannot be reproduced except in full, without prior approval of Company. Any unauthorized alteration, forgery or falsification of the content or appearance of this report is unlawful and offenders may be prosecuted to the fullest extent of the law. 此報告是遵循本公司訂定之通用服務條款所製作發放，請注意此條款列印於背面，亦可在[www.sgs.com](http://www.sgs.com)中查閱。將本公司之義務，免責，管轄權皆明確規範之。除非另有說明，此報告結果僅對檢驗之樣品負責。本報告未經本公司書面許可，不可部份複製。對本報告內容或外觀之任何未經授權之變更、偽造、竄改皆屬非法，違犯者將會被依法追訴。

Date: 11/03/2011

## RE Tilt\_WLAN802.11n(20M)5.8G\_CH165

Communication System: WLAN 802.11n/a(5G) FCC; Frequency: 5825 MHz

Medium parameters used:  $f = 5825$  MHz;  $\sigma = 5.298$  mho/m;  $\epsilon_r = 33.948$ ;  $\rho = 1000$  kg/m<sup>3</sup>

Phantom section: Right Section

Measurement Standard: DASYS (IEEE/IEC/ANSI C63.19-2007)

DASY5 Configuration:

- Probe: EX3DV4 - SN3661; ConvF(4.15, 4.15, 4.15); Calibrated: 1/24/2011
- Sensor-Surface: 2mm (Mechanical Surface Detection)
- Electronics: DAE4 Sn856; Calibrated: 5/18/2011
- Phantom: SAM2; Type: SAM
- Measurement SW: DASY52, Version 52.6 (2); SEMCAD X Version 14.4.5 (3634)

**Configuration/RE Tilt/Area Scan (71x111x1):** Measurement grid: dx=15mm, dy=15mm

Maximum value of SAR (interpolated) = 0.327 mW/g


**Configuration/RE Tilt/Zoom Scan (7x7x7) (7x7x9)/Cube 0:** Measurement grid: dx=4mm, dy=4mm, dz=2.5mm

Reference Value = 5.170 V/m; Power Drift = 0.16 dB

Peak SAR (extrapolated) = 0.814 W/kg

**SAR(1 g) = 0.195 mW/g; SAR(10 g) = 0.056 mW/g**

Maximum value of SAR (measured) = 0.411 mW/g



0 dB = 0.410mW/g

This document is issued by the Company subject to its General Conditions of Service printed overleaf or available on request and accessible at [www.sgs.com](http://www.sgs.com). Attention is drawn to the limitations of liability, indemnification, and Jurisdictional issued defined therein. Unless otherwise stated, the results shown in this test report refer only to the sample(s) tested. This document cannot be reproduced except in full, without prior approval of Company. Any unauthorized alteration, forgery or falsification of the content or appearance of this report is unlawful and offenders may be prosecuted to the fullest extent of the law. 此報告是遵循本公司訂定之通用服務條款所製作發放，請注意此條款列印於背面，亦可在[www.sgs.com](http://www.sgs.com)中查閱。將本公司之義務，免責，管轄權皆明確規範之。除非另有說明，此報告結果僅對檢驗之樣品負責。本報告未經本公司書面許可，不可部份複製。對本報告內容或外觀之任何未經授權之變更、偽造、竄改皆屬非法，違犯者將會被依法追訴。

Date: 11/03/2011

## LE Cheek\_WLAN802.11n(20M)\_5.8G\_CH149

Communication System: WLAN 802.11n/a(5G) FCC; Frequency: 5745 MHz

Medium parameters used:  $f = 5745$  MHz;  $\sigma = 5.183$  mho/m;  $\epsilon_r = 34.088$ ;  $\rho = 1000$  kg/m<sup>3</sup>

Phantom section: Left Section

Measurement Standard: DASYS (IEEE/IEC/ANSI C63.19-2007)

DASY5 Configuration:

- Probe: EX3DV4 - SN3661; ConvF(4.15, 4.15, 4.15); Calibrated: 1/24/2011
- Sensor-Surface: 2mm (Mechanical Surface Detection)
- Electronics: DAE4 Sn856; Calibrated: 5/18/2011
- Phantom: SAM2; Type: SAM
- Measurement SW: DASY52, Version 52.6 (2); SEMCAD X Version 14.4.5 (3634)

### Configuration/LE Cheek/Area Scan (71x111x1): Measurement grid:

$dx=15$ mm,  $dy=15$ mm

Maximum value of SAR (interpolated) = 0.252 mW/g

### Configuration/LE Cheek/Zoom Scan (7x7x7) (7x7x9)/Cube 0:


Measurement grid:  $dx=4$ mm,  $dy=4$ mm,  $dz=2.5$ mm

Reference Value = 3.807 V/m; Power Drift = 0.11 dB

Peak SAR (extrapolated) = 0.392 W/kg

**SAR(1 g) = 0.113 mW/g; SAR(10 g) = 0.039 mW/g**

Maximum value of SAR (measured) = 0.225 mW/g



0 dB = 0.220mW/g

This document is issued by the Company subject to its General Conditions of Service printed overleaf or available on request and accessible at [www.sgs.com](http://www.sgs.com). Attention is drawn to the limitations of liability, indemnification, and Jurisdictional issued defined therein. Unless otherwise stated, the results shown in this test report refer only to the sample(s) tested. This document cannot be reproduced except in full, without prior approval of Company. Any unauthorized alteration, forgery or falsification of the content or appearance of this report is unlawful and offenders may be prosecuted to the fullest extent of the law. 此報告是遵循本公司訂定之通用服務條款所製作發放，請注意此條款列印於背面，亦可在[www.sgs.com](http://www.sgs.com)中查閱。將本公司之義務，免責，管轄權皆明確規範之。除非另有說明，此報告結果僅對檢驗之樣品負責。本報告未經本公司書面許可，不可部份複製。對本報告內容或外觀之任何未經授權之變更、偽造、竄改皆屬非法，違犯者將會被依法追訴。



Date: 11/03/2011

## LE Tilt\_WLAN802.11n(20M)\_5.8G\_CH149

Communication System: WLAN 802.11n/a(5G) FCC; Frequency: 5745 MHz

Medium parameters used:  $f = 5745$  MHz;  $\sigma = 5.183$  mho/m;  $\epsilon_r = 34.088$ ;  $\rho = 1000$  kg/m<sup>3</sup>

Phantom section: Left Section

Measurement Standard: DASYS (IEEE/IEC/ANSI C63.19-2007)

DASY5 Configuration:

- Probe: EX3DV4 - SN3661; ConvF(4.15, 4.15, 4.15); Calibrated: 1/24/2011
- Sensor-Surface: 2mm (Mechanical Surface Detection)
- Electronics: DAE4 Sn856; Calibrated: 5/18/2011
- Phantom: SAM2; Type: SAM
- Measurement SW: DASY52, Version 52.6 (2); SEMCAD X Version 14.4.5 (3634)

**Configuration/LE Tilt/Area Scan (71x111x1):** Measurement grid: dx=15mm, dy=15mm

Maximum value of SAR (interpolated) = 0.647 mW/g


**Configuration/LE Tilt/Zoom Scan (7x7x7) (7x7x9)/Cube 0:** Measurement grid: dx=4mm, dy=4mm, dz=2.5mm

Reference Value = 6.021 V/m; Power Drift = -0.08 dB

Peak SAR (extrapolated) = 0.459 W/kg

**SAR(1 g) = 0.113 mW/g; SAR(10 g) = 0.039 mW/g**

Maximum value of SAR (measured) = 0.225 mW/g



0 dB = 0.220mW/g

This document is issued by the Company subject to its General Conditions of Service printed overleaf or available on request and accessible at [www.sgs.com](http://www.sgs.com). Attention is drawn to the limitations of liability, indemnification, and Jurisdictional issued defined therein. Unless otherwise stated, the results shown in this test report refer only to the sample(s) tested. This document cannot be reproduced except in full, without prior approval of Company. Any unauthorized alteration, forgery or falsification of the content or appearance of this report is unlawful and offenders may be prosecuted to the fullest extent of the law. 此報告是遵循本公司訂定之通用服務條款所製作發放，請注意此條款列印於背面，亦可在[www.sgs.com](http://www.sgs.com)中查閱。將本公司之義務，免責，管轄權皆明確規範之。除非另有說明，此報告結果僅對檢驗之樣品負責。本報告未經本公司書面許可，不可部份複製。對本報告內容或外觀之任何未經授權之變更、偽造、竄改皆屬非法，違犯者將會被依法追訴。

Date: 11/03/2011

## Hotspot mode\_Back side\_WLAN802.11n(20M)5.8G\_CH149

Communication System: WLAN 802.11n/a(5G) FCC; Frequency: 5745 MHz

Medium parameters used:  $f = 5745$  MHz;  $\sigma = 6.076$  mho/m;  $\epsilon_r = 46.427$ ;  $\rho = 1000$  kg/m<sup>3</sup>

Phantom section: Flat Section

Measurement Standard: DASYS (IEEE/IEC/ANSI C63.19-2007)

DASY5 Configuration:

- Probe: EX3DV4 - SN3770; ConvF(3.8, 3.8, 3.8); Calibrated: 4/19/2011
- Sensor-Surface: 2mm (Mechanical Surface Detection)
- Electronics: DAE4 Sn856; Calibrated: 5/18/2011
- Phantom: SAM2; Type: SAM
- Measurement SW: DASY52, Version 52.6 (2); SEMCAD X Version 14.4.5 (3634)

**Configuration/Body/Area Scan (71x111x1):** Measurement grid: dx=15mm, dy=15mm

Maximum value of SAR (interpolated) = 0.226 mW/g


**Configuration/Body/Zoom Scan (7x7x7) (7x7x9)/Cube 0:** Measurement grid: dx=4mm, dy=4mm, dz=2.5mm

Reference Value = 0.796 V/m; Power Drift = 0.16 dB

Peak SAR (extrapolated) = 0.998 W/kg

**SAR(1 g) = 0.165 mW/g; SAR(10 g) = 0.042 mW/g**

Maximum value of SAR (measured) = 0.350 mW/g



0 dB = 0.350mW/g

This document is issued by the Company subject to its General Conditions of Service printed overleaf or available on request and accessible at [www.sgs.com](http://www.sgs.com). Attention is drawn to the limitations of liability, indemnification, and Jurisdictional issued defined therein. Unless otherwise stated, the results shown in this test report refer only to the sample(s) tested. This document cannot be reproduced except in full, without prior approval of Company. Any unauthorized alteration, forgery or falsification of the content or appearance of this report is unlawful and offenders may be prosecuted to the fullest extent of the law. 此報告是遵循本公司訂定之通用服務條款所製作發放，請注意此條款列印於背面，亦可在[www.sgs.com](http://www.sgs.com)中查閱。將本公司之義務，免責，管轄權皆明確規範之。除非另有說明，此報告結果僅對檢驗之樣品負責。本報告未經本公司書面許可，不可部份複製。對本報告內容或外觀之任何未經授權之變更、偽造、竄改皆屬非法，違犯者將會被依法追訴。

## 5. System Verification

Date: 10/27/2011

Communication System: CW; Frequency: 835 MHz

Medium parameters used:  $f = 835 \text{ MHz}$ ;  $\sigma = 0.868 \text{ mho/m}$ ;  $\epsilon_r = 41.855$ ;  $\rho = 1000 \text{ kg/m}^3$

Phantom section: Flat Section

Measurement Standard: DASYS (IEEE/IEC/ANSI C63.19-2007)

DASY5 Configuration:

- Probe: EX3DV4 - SN3770; ConvF(9.25, 9.25, 9.25); Calibrated: 4/19/2011
- Sensor-Surface: 2mm (Mechanical Surface Detection)
- Electronics: DAE4 Sn856; Calibrated: 5/18/2011
- Phantom: SAM2; Type: SAM
- Measurement SW: DASYS2, Version 52.6 (2); SEMCAD X Version 14.4.5 (3634)

**Configuration/d=15mm, Pin=250mW, dist=2mm:** Measurement grid:

$dx=15\text{mm}$ ,  $dy=15\text{mm}$

Maximum value of SAR (interpolated) = 2.870 mW/g

**Configuration/d=15mm, Pin=250mW, dist=2mm:** Measurement grid:

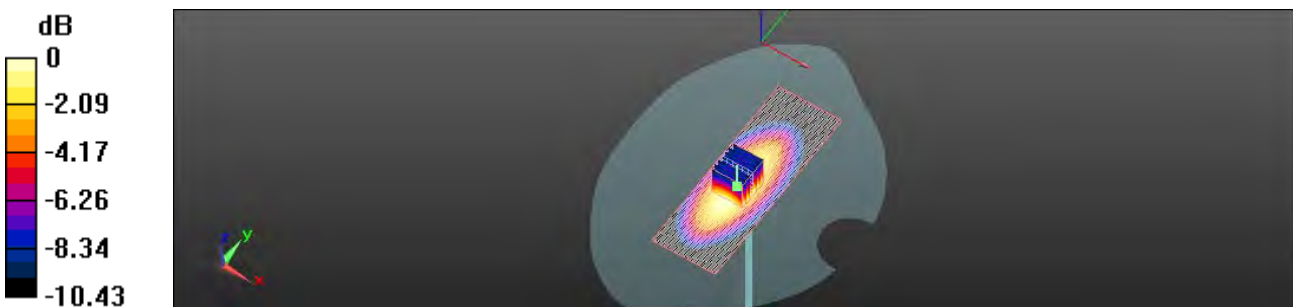
$dx=5\text{mm}$ ,  $dy=5\text{mm}$ ,  $dz=5\text{mm}$

Reference Value = 58.271 V/m; Power Drift = -0.01 dB

Peak SAR (extrapolated) = 3.429 W/kg

**SAR(1 g) = 2.28 mW/g; SAR(10 g) = 1.5 mW/g**

Maximum value of SAR (measured) = 2.905 mW/g



0 dB = 2.910mW/g

This document is issued by the Company subject to its General Conditions of Service printed overleaf or available on request and accessible at [www.sgs.com](http://www.sgs.com). Attention is drawn to the limitations of liability, indemnification, and Jurisdictional issued defined therein. Unless otherwise stated, the results shown in this test report refer only to the sample(s) tested. This document cannot be reproduced except in full, without prior approval of Company. Any unauthorized alteration, forgery or falsification of the content or appearance of this report is unlawful and offenders may be prosecuted to the fullest extent of the law. 此報告是遵循本公司訂定之通用服務條款所製作發放，請注意此條款列印於背面，亦可在[www.sgs.com](http://www.sgs.com)中查閱。將本公司之義務，免責，管轄權皆明確規範之。除非另有說明，此報告結果僅對檢驗之樣品負責。本報告未經本公司書面許可，不可部份複製。對本報告內容或外觀之任何未經授權之變更、偽造、竄改皆屬非法，違犯者將會被依法追訴。

Date: 10/27/2011

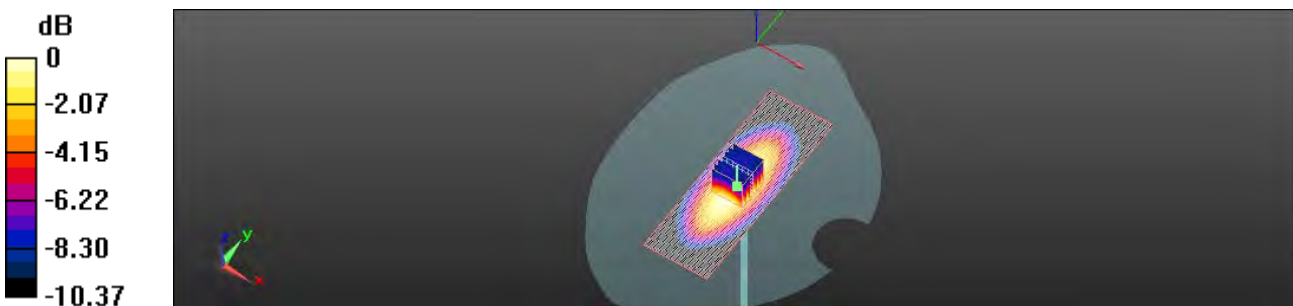
Communication System: CW; Frequency: 835 MHz  
Medium parameters used:  $f = 835 \text{ MHz}$ ;  $\sigma = 0.983 \text{ mho/m}$ ;  $\epsilon_r = 52.416$ ;  $\rho = 1000 \text{ kg/m}^3$   
Phantom section: Flat Section  
Measurement Standard: DASYS (IEEE/IEC/ANSI C63.19-2007)  
DASY5 Configuration:

- Probe: EX3DV4 - SN3770; ConvF(9.3, 9.3, 9.3); Calibrated: 4/19/2011
- Sensor-Surface: 2mm (Mechanical Surface Detection)
- Electronics: DAE4 Sn856; Calibrated: 5/18/2011
- Phantom: SAM2; Type: SAM
- Measurement SW: DASYS52, Version 52.6 (2); SEMCAD X Version 14.4.5 (3634)

**Configuration/d=15mm, Pin=250mW, dist=2mm:** Measurement grid:  
dx=15mm, dy=15mm  
Maximum value of SAR (interpolated) = 3.083 mW/g

**Configuration/d=15mm, Pin=250mW, dist=2mm:** Measurement grid:  
dx=5mm, dy=5mm, dz=5mm  
Reference Value = 57.322 V/m; Power Drift = -0.05 dB  
Peak SAR (extrapolated) = 3.605 W/kg

**SAR(1 g) = 2.43 mW/g; SAR(10 g) = 1.6 mW/g**  
Maximum value of SAR (measured) = 3.070 mW/g



0 dB = 3.070mW/g

This document is issued by the Company subject to its General Conditions of Service printed overleaf or available on request and accessible at [www.sgs.com](http://www.sgs.com). Attention is drawn to the limitations of liability, indemnification, and Jurisdictional issued defined therein. Unless otherwise stated, the results shown in this test report refer only to the sample(s) tested. This document cannot be reproduced except in full, without prior approval of Company. Any unauthorized alteration, forgery or falsification of the content or appearance of this report is unlawful and offenders may be prosecuted to the fullest extent of the law. 此報告是遵循本公司訂定之通用服務條款所製作發放，請注意此條款列印於背面，亦可在[www.sgs.com](http://www.sgs.com)中查閱。將本公司之義務，免責，管轄權皆明確規範之。除非另有說明，此報告結果僅對檢驗之樣品負責。本報告未經本公司書面許可，不可部份複製。對本報告內容或外觀之任何未經授權之變更、偽造、竄改皆屬非法，違犯者將會被依法追訴。

Date: 10/28/2011

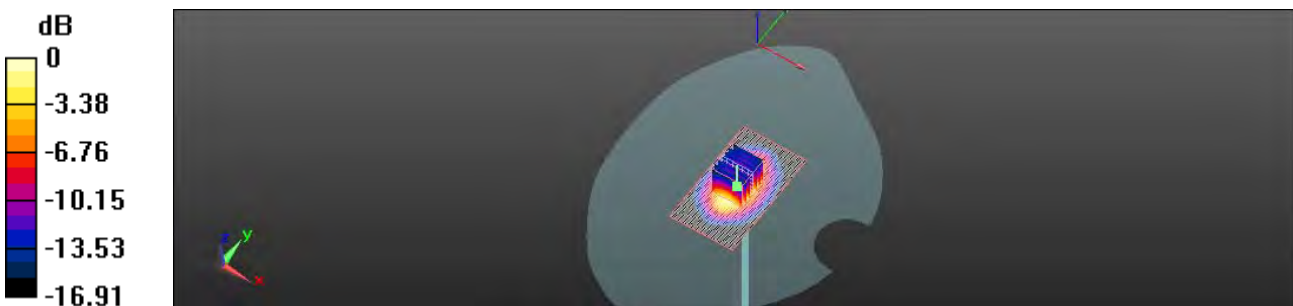
Communication System: CW; Frequency: 1750 MHz  
Medium parameters used:  $f = 1750$  MHz;  $\sigma = 1.392$  mho/m;  $\epsilon_r = 41.121$ ;  $\rho = 1000$  kg/m<sup>3</sup>  
Phantom section: Flat Section  
Measurement Standard: DASYS (IEEE/IEC/ANSI C63.19-2007)  
DASY5 Configuration:

- Probe: EX3DV4 - SN3770; ConvF(7.97, 7.97, 7.97); Calibrated: 4/19/2011
- Sensor-Surface: 2mm (Mechanical Surface Detection)
- Electronics: DAE4 Sn856; Calibrated: 5/18/2011
- Phantom: SAM2; Type: SAM
- Measurement SW: DASYS2, Version 52.6 (2); SEMCAD X Version 14.4.5 (3634)

**Configuration/d=10mm, Pin=250mW, dist=2mm:** Measurement grid:  
dx=15mm, dy=15mm  
Maximum value of SAR (interpolated) = 13.718 mW/g

**Configuration/d=10mm, Pin=250mW, dist=2mm:** Measurement grid:  
dx=5mm, dy=5mm, dz=5mm  
Reference Value = 98.221 V/m; Power Drift = -0.02 dB  
Peak SAR (extrapolated) = 16.866 W/kg

**SAR(1 g) = 9.17 mW/g; SAR(10 g) = 4.83 mW/g**  
Maximum value of SAR (measured) = 13.107 mW/g



0 dB = 13.110mW/g

This document is issued by the Company subject to its General Conditions of Service printed overleaf or available on request and accessible at [www.sgs.com](http://www.sgs.com). Attention is drawn to the limitations of liability, indemnification, and Jurisdictional issued defined therein. Unless otherwise stated, the results shown in this test report refer only to the sample(s) tested. This document cannot be reproduced except in full, without prior approval of Company. Any unauthorized alteration, forgery or falsification of the content or appearance of this report is unlawful and offenders may be prosecuted to the fullest extent of the law. 此報告是遵循本公司訂定之通用服務條款所製作發放，請注意此條款列印於背面，亦可在[www.sgs.com](http://www.sgs.com)中查閱。將本公司之義務，免責，管轄權皆明確規範之。除非另有說明，此報告結果僅對檢驗之樣品負責。本報告未經本公司書面許可，不可部份複製。對本報告內容或外觀之任何未經授權之變更、偽造、竄改皆屬非法，違犯者將會被依法追訴。

Date: 10/28/2011

Communication System: CW; Frequency: 1750 MHz

Medium parameters used:  $f = 1750$  MHz;  $\sigma = 1.475$  mho/m;  $\epsilon_r = 54.867$ ;  $\rho = 1000$  kg/m<sup>3</sup>

Phantom section: Flat Section

Measurement Standard: DASYS5 (IEEE/IEC/ANSI C63.19-2007)

DASY5 Configuration:

- Probe: EX3DV4 - SN3770; ConvF(7.84, 7.84, 7.84); Calibrated: 4/19/2011
- Sensor-Surface: 2mm (Mechanical Surface Detection)
- Electronics: DAE4 Sn856; Calibrated: 5/18/2011
- Phantom: SAM2; Type: SAM
- Measurement SW: DASYS52, Version 52.6 (2); SEMCAD X Version 14.4.5 (3634)

**Configuration/d=10mm, Pin=250mW, dist=2mm:** Measurement grid:

dx=15mm, dy=15mm

Maximum value of SAR (interpolated) = 10.742 mW/g

**Configuration/d=10mm, Pin=250mW, dist=2mm:** Measurement grid:

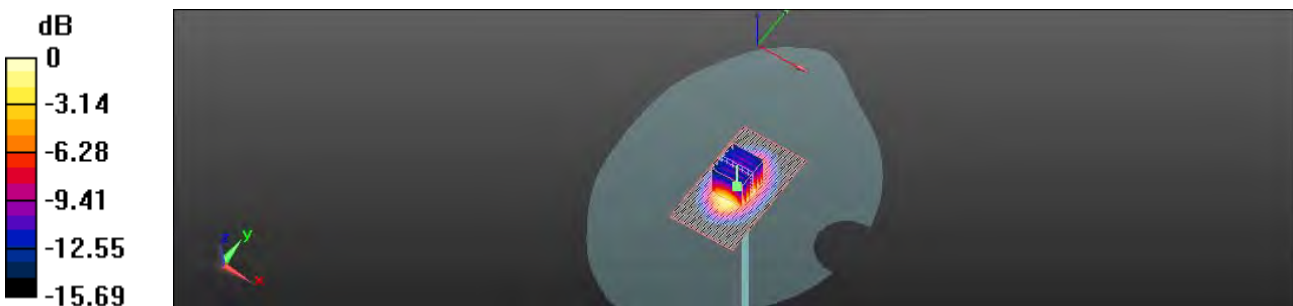
dx=5mm, dy=5mm, dz=5mm

Reference Value = 85.433 V/m; Power Drift = 0.0081 dB

Peak SAR (extrapolated) = 15.491 W/kg

**SAR(1 g) = 9.16 mW/g; SAR(10 g) = 4.84 mW/g**

Maximum value of SAR (measured) = 10.054 mW/g



0 dB = 10.050mW/g

This document is issued by the Company subject to its General Conditions of Service printed overleaf or available on request and accessible at [www.sgs.com](http://www.sgs.com). Attention is drawn to the limitations of liability, indemnification, and Jurisdictional issued defined therein. Unless otherwise stated, the results shown in this test report refer only to the sample(s) tested. This document cannot be reproduced except in full, without prior approval of Company. Any unauthorized alteration, forgery or falsification of the content or appearance of this report is unlawful and offenders may be prosecuted to the fullest extent of the law. 此報告是遵循本公司訂定之通用服務條款所製作發放，請注意此條款列印於背面，亦可在[www.sgs.com](http://www.sgs.com)中查閱。將本公司之義務，免責，管轄權皆明確規範之。除非另有說明，此報告結果僅對檢驗之樣品負責。本報告未經本公司書面許可，不可部份複製。對本報告內容或外觀之任何未經授權之變更、偽造、竄改皆屬非法，違犯者將會被依法追訴。

Date: 10/27/2011

Communication System: CW; Frequency: 1900 MHz

Medium parameters used:  $f = 1900$  MHz;  $\sigma = 1.424$  mho/m;  $\epsilon_r = 40.557$ ;  $\rho = 1000$  kg/m<sup>3</sup>

Phantom section: Flat Section

Measurement Standard: DASYS (IEEE/IEC/ANSI C63.19-2007)

DASY5 Configuration:

- Probe: EX3DV4 - SN3770; ConvF(7.78, 7.78, 7.78); Calibrated: 4/19/2011
- Sensor-Surface: 2mm (Mechanical Surface Detection)
- Electronics: DAE4 Sn856; Calibrated: 5/18/2011
- Phantom: SAM2; Type: SAM
- Measurement SW: DASYS2, Version 52.6 (2); SEMCAD X Version 14.4.5 (3634)

**Configuration/d=10mm, Pin=250mW, dist=2mm:** Measurement grid:

dx=15mm, dy=15mm

Maximum value of SAR (interpolated) = 14.598 mW/g

**Configuration/d=10mm, Pin=250mW, dist=2mm:** Measurement grid:

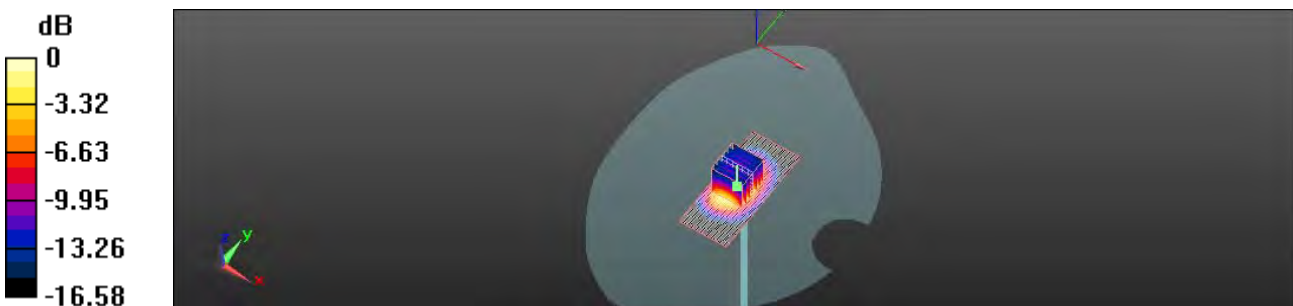
dx=5mm, dy=5mm, dz=5mm

Reference Value = 99.750 V/m; Power Drift = -0.02 dB

Peak SAR (extrapolated) = 17.666 W/kg

**SAR(1 g) = 9.71 mW/g; SAR(10 g) = 5.11 mW/g**

Maximum value of SAR (measured) = 13.834 mW/g



0 dB = 13.830mW/g

This document is issued by the Company subject to its General Conditions of Service printed overleaf or available on request and accessible at [www.sgs.com](http://www.sgs.com). Attention is drawn to the limitations of liability, indemnification, and Jurisdictional issued defined therein. Unless otherwise stated, the results shown in this test report refer only to the sample(s) tested. This document cannot be reproduced except in full, without prior approval of Company. Any unauthorized alteration, forgery or falsification of the content or appearance of this report is unlawful and offenders may be prosecuted to the fullest extent of the law. 此報告是遵循本公司訂定之通用服務條款所製作發放，請注意此條款列印於背面，亦可在[www.sgs.com](http://www.sgs.com)中查閱。將本公司之義務，免責，管轄權皆明確規範之。除非另有說明，此報告結果僅對檢驗之樣品負責。本報告未經本公司書面許可，不可部份複製。對本報告內容或外觀之任何未經授權之變更、偽造、竄改皆屬非法，違犯者將會被依法追訴。

Date: 10/27/2011

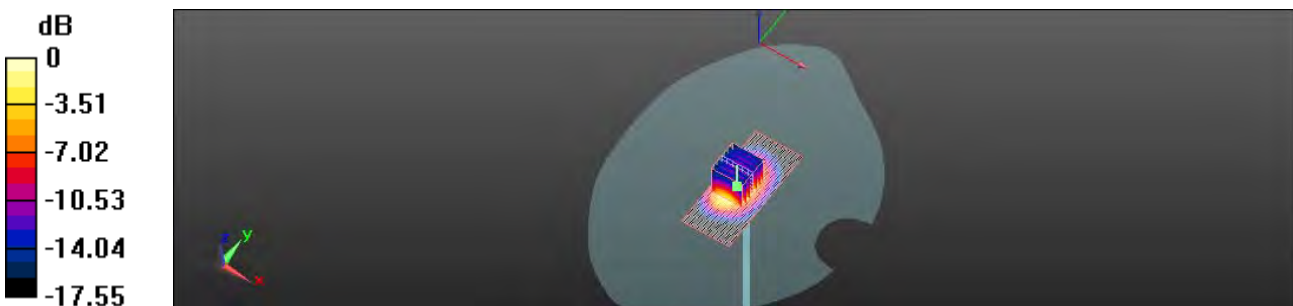
Communication System: CW; Frequency: 1900 MHz  
Medium parameters used:  $f = 1900$  MHz;  $\sigma = 1.575$  mho/m;  $\epsilon_r = 50.18$ ;  $\rho = 1000$  kg/m<sup>3</sup>  
Phantom section: Flat Section  
Measurement Standard: DASYS (IEEE/IEC/ANSI C63.19-2007)  
DASY5 Configuration:

- Probe: EX3DV4 - SN3770; ConvF(7.51, 7.51, 7.51); Calibrated: 4/19/2011
- Sensor-Surface: 2mm (Mechanical Surface Detection)
- Electronics: DAE4 Sn856; Calibrated: 5/18/2011
- Phantom: SAM2; Type: SAM
- Measurement SW: DASYS2, Version 52.6 (2); SEMCAD X Version 14.4.5 (3634)

**Configuration/d=10mm, Pin=250mW, dist=2mm:** Measurement grid:  
dx=15mm, dy=15mm  
Maximum value of SAR (interpolated) = 14.942 mW/g

**Configuration/d=10mm, Pin=250mW, dist=2mm:** Measurement grid:  
dx=5mm, dy=5mm, dz=5mm  
Reference Value = 94.822 V/m; Power Drift = -0.14 dB  
Peak SAR (extrapolated) = 17.563 W/kg

**SAR(1 g) = 9.5 mW/g; SAR(10 g) = 4.9 mW/g**  
Maximum value of SAR (measured) = 13.668 mW/g



0 dB = 13.670mW/g

This document is issued by the Company subject to its General Conditions of Service printed overleaf or available on request and accessible at [www.sgs.com](http://www.sgs.com). Attention is drawn to the limitations of liability, indemnification, and Jurisdictional issued defined therein. Unless otherwise stated, the results shown in this test report refer only to the sample(s) tested. This document cannot be reproduced except in full, without prior approval of Company. Any unauthorized alteration, forgery or falsification of the content or appearance of this report is unlawful and offenders may be prosecuted to the fullest extent of the law. 此報告是遵循本公司訂定之通用服務條款所製作發放，請注意此條款列印於背面，亦可在[www.sgs.com](http://www.sgs.com)中查閱。將本公司之義務，免責，管轄權皆明確規範之。除非另有說明，此報告結果僅對檢驗之樣品負責。本報告未經本公司書面許可，不可部份複製。對本報告內容或外觀之任何未經授權之變更、偽造、竄改皆屬非法，違犯者將會被依法追訴。



Date: 11/01/2011

Communication System: CW; Frequency: 2450 MHz

Medium parameters used:  $f = 2450$  MHz;  $\sigma = 1.797$  mho/m;  $\epsilon_r = 37.556$ ;  $\rho = 1000$  kg/m<sup>3</sup>

Phantom section: Flat Section

Measurement Standard: DASYS (IEEE/IEC/ANSI C63.19-2007)

DASY5 Configuration:

- Probe: EX3DV4 - SN3770; ConvF(6.99, 6.99, 6.99); Calibrated: 4/19/2011
- Sensor-Surface: 2mm (Mechanical Surface Detection)
- Electronics: DAE4 Sn856; Calibrated: 5/18/2011
- Phantom: SAM2; Type: SAM
- Measurement SW: DASYS2, Version 52.6 (2); SEMCAD X Version 14.4.5 (3634)

**Configuration/d=10mm, Pin=250mW, dist=2mm:** Measurement grid:

dx=15mm, dy=15mm

Maximum value of SAR (interpolated) = 21.602 mW/g

**Configuration/d=10mm, Pin=250mW, dist=2mm:** Measurement grid:

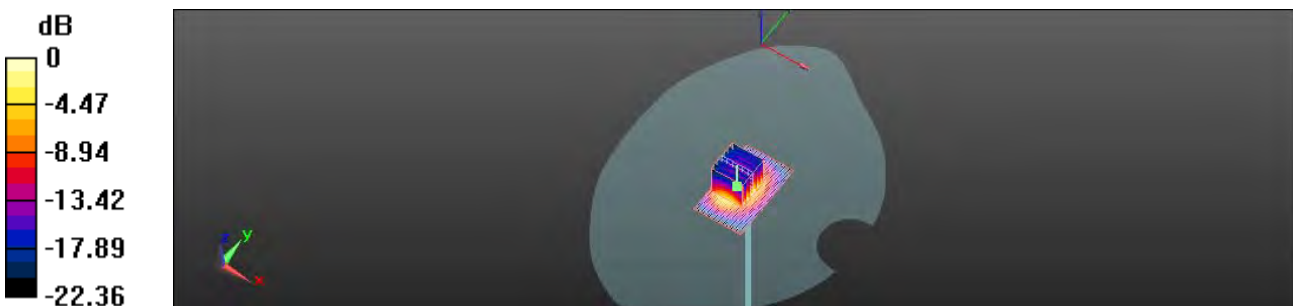
dx=5mm, dy=5mm, dz=5mm

Reference Value = 105.0 V/m; Power Drift = -0.0042 dB

Peak SAR (extrapolated) = 28.206 W/kg

**SAR(1 g) = 13.2 mW/g; SAR(10 g) = 6.04 mW/g**

Maximum value of SAR (measured) = 20.265 mW/g



0 dB = 20.260mW/g

This document is issued by the Company subject to its General Conditions of Service printed overleaf or available on request and accessible at [www.sgs.com](http://www.sgs.com). Attention is drawn to the limitations of liability, indemnification, and Jurisdictional issued defined therein. Unless otherwise stated, the results shown in this test report refer only to the sample(s) tested. This document cannot be reproduced except in full, without prior approval of Company. Any unauthorized alteration, forgery or falsification of the content or appearance of this report is unlawful and offenders may be prosecuted to the fullest extent of the law. 此報告是遵循本公司訂定之通用服務條款所製作發放，請注意此條款列印於背面，亦可在[www.sgs.com](http://www.sgs.com)中查閱。將本公司之義務，免責，管轄權皆明確規範之。除非另有說明，此報告結果僅對檢驗之樣品負責。本報告未經本公司書面許可，不可部份複製。對本報告內容或外觀之任何未經授權之變更、偽造、竄改皆屬非法，違犯者將會被依法追訴。

Date: 11/01/2011

Communication System: CW; Frequency: 2450 MHz

Medium parameters used:  $f = 2450$  MHz;  $\sigma = 1.921$  mho/m;  $\epsilon_r = 50.025$ ;  $\rho = 1000$  kg/m<sup>3</sup>

Phantom section: Flat Section

Measurement Standard: DASYS (IEEE/IEC/ANSI C63.19-2007)

DASY5 Configuration:

- Probe: EX3DV4 - SN3770; ConvF(6.96, 6.96, 6.96); Calibrated: 4/19/2011
- Sensor-Surface: 2mm (Mechanical Surface Detection)
- Electronics: DAE4 Sn856; Calibrated: 5/18/2011
- Phantom: SAM2; Type: SAM
- Measurement SW: DASYS2, Version 52.6 (2); SEMCAD X Version 14.4.5 (3634)

**Configuration/d=10mm, Pin=250mW, dist=2mm:** Measurement grid:

dx=15mm, dy=15mm

Maximum value of SAR (interpolated) = 20.644 mW/g

**Configuration/d=10mm, Pin=250mW, dist=2mm:** Measurement grid:

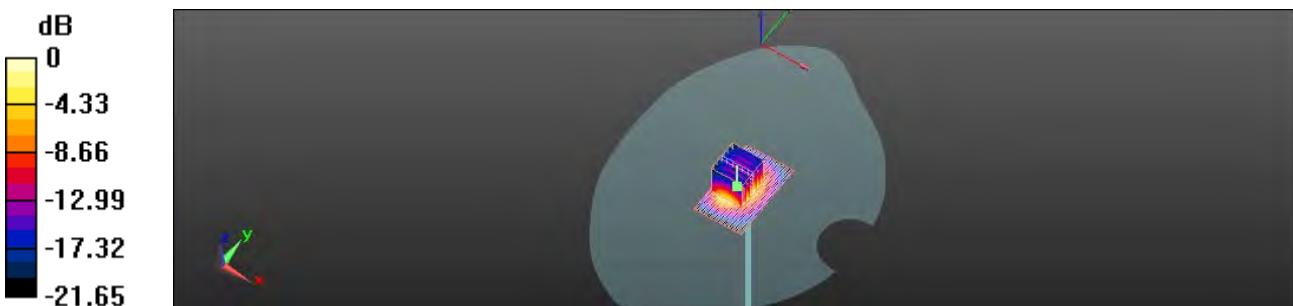
dx=5mm, dy=5mm, dz=5mm

Reference Value = 100.2 V/m; Power Drift = -0.03 dB

Peak SAR (extrapolated) = 26.642 W/kg

**SAR(1 g) = 12.8 mW/g; SAR(10 g) = 5.95 mW/g**

Maximum value of SAR (measured) = 19.269 mW/g



0 dB = 19.270mW/g

This document is issued by the Company subject to its General Conditions of Service printed overleaf or available on request and accessible at [www.sgs.com](http://www.sgs.com). Attention is drawn to the limitations of liability, indemnification, and Jurisdictional issued defined therein. Unless otherwise stated, the results shown in this test report refer only to the sample(s) tested. This document cannot be reproduced except in full, without prior approval of Company. Any unauthorized alteration, forgery or falsification of the content or appearance of this report is unlawful and offenders may be prosecuted to the fullest extent of the law. 此報告是遵循本公司訂定之通用服務條款所製作發放，請注意此條款列印於背面，亦可在[www.sgs.com](http://www.sgs.com)中查閱。將本公司之義務，免責，管轄權皆明確規範之。除非另有說明，此報告結果僅對檢驗之樣品負責。本報告未經本公司書面許可，不可部份複製。對本報告內容或外觀之任何未經授權之變更、偽造、竄改皆屬非法，違犯者將會被依法追訴。

Date: 11/03/2011

Communication System: CW; Frequency: 5200 MHz

Medium parameters used:  $f = 5200$  MHz;  $\sigma = 4.582$  mho/m;  $\epsilon_r = 35.457$ ;  $\rho = 1000$  kg/m<sup>3</sup>

Phantom section: Flat Section

Measurement Standard: DASYS (IEEE/IEC/ANSI C63.19-2007)

DASY5 Configuration:

- EX3DV4 - SN3661; ConvF(4.88, 4.88, 4.88); Calibrated: 1/24/2011
- Sensor-Surface: 2mm (Mechanical Surface Detection)
- Electronics: DAE4 Sn856; Calibrated: 5/18/2011
- Phantom: SAM2; Type: SAM
- Measurement SW: DASYS2, Version 52.6 (2); SEMCAD X Version 14.4.5 (3634)

**Configuration/d=10mm, Pin=100mW, dist=2mm:** Measurement grid:

dx=15mm, dy=15mm

Maximum value of SAR (interpolated) = 12.908 mW/g

**Configuration/d=10mm, Pin=100mW, dist=2mm:** Measurement grid:


dx=4mm, dy=4mm, dz=2.5mm

Reference Value = 59.848 V/m; Power Drift = -0.16 dB

Peak SAR (extrapolated) = 32.539 W/kg

**SAR(1 g) = 8.4 mW/g; SAR(10 g) = 2.41 mW/g**

Maximum value of SAR (measured) = 18.010 mW/g



0 dB = 18.010mW/g

This document is issued by the Company subject to its General Conditions of Service printed overleaf or available on request and accessible at [www.sgs.com](http://www.sgs.com). Attention is drawn to the limitations of liability, indemnification, and Jurisdictional issued defined therein. Unless otherwise stated, the results shown in this test report refer only to the sample(s) tested. This document cannot be reproduced except in full, without prior approval of Company. Any unauthorized alteration, forgery or falsification of the content or appearance of this report is unlawful and offenders may be prosecuted to the fullest extent of the law. 此報告是遵循本公司訂定之通用服務條款所製作發放，請注意此條款列印於背面，亦可在[www.sgs.com](http://www.sgs.com)中查閱。將本公司之義務，免責，管轄權皆明確規範之。除非另有說明，此報告結果僅對檢驗之樣品負責。本報告未經本公司書面許可，不可部份複製。對本報告內容或外觀之任何未經授權之變更、偽造、竄改皆屬非法，違犯者將會被依法追訴。

Date: 11/03/2011


Communication System: CW; Frequency: 5200 MHz  
Medium parameters used:  $f = 5200$  MHz;  $\sigma = 5.328$  mho/m;  $\epsilon_r = 48.322$ ;  $\rho = 1000$  kg/m<sup>3</sup>  
Phantom section: Flat Section  
Measurement Standard: DASYS (IEEE/IEC/ANSI C63.19-2007)  
DASY5 Configuration:

- Probe: EX3DV4 - SN3770; ConvF(4.12, 4.12, 4.12); Calibrated: 4/19/2011
- Sensor-Surface: 2mm (Mechanical Surface Detection)
- Electronics: DAE4 Sn856; Calibrated: 5/18/2011
- Phantom: SAM2; Type: SAM
- Measurement SW: DASYS52, Version 52.6 (2); SEMCAD X Version 14.4.5 (3634)

**Configuration/d=10mm, Pin=100mW, dist=2mm:** Measurement grid:  
dx=15mm, dy=15mm  
Maximum value of SAR (interpolated) = 11.413 mW/g

**Configuration/d=10mm, Pin=100mW, dist=2mm:** Measurement grid:  
dx=4mm, dy=4mm, dz=2.5mm  
Reference Value = 56.746 V/m; Power Drift = -0.05 dB  
Peak SAR (extrapolated) = 31.272 W/kg

**SAR(1 g) = 7.83 mW/g; SAR(10 g) = 0.201 mW/g**  
Maximum value of SAR (measured) = 9.173 mW/g



0 dB = 9.170mW/g

This document is issued by the Company subject to its General Conditions of Service printed overleaf or available on request and accessible at [www.sgs.com](http://www.sgs.com). Attention is drawn to the limitations of liability, indemnification, and Jurisdictional issued defined therein. Unless otherwise stated, the results shown in this test report refer only to the sample(s) tested. This document cannot be reproduced except in full, without prior approval of Company. Any unauthorized alteration, forgery or falsification of the content or appearance of this report is unlawful and offenders may be prosecuted to the fullest extent of the law. 此報告是遵循本公司訂定之通用服務條款所製作發放，請注意此條款列印於背面，亦可在[www.sgs.com](http://www.sgs.com)中查閱。將本公司之義務，免責，管轄權皆明確規範之。除非另有說明，此報告結果僅對檢驗之樣品負責。本報告未經本公司書面許可，不可部份複製。對本報告內容或外觀之任何未經授權之變更、偽造、竄改皆屬非法，違犯者將會被依法追訴。

Date: 11/03/2011


Communication System: CW; Frequency: 5800 MHz  
Medium parameters used:  $f = 5800$  MHz;  $\sigma = 5.29$  mho/m;  $\epsilon_r = 34.056$ ;  $\rho = 1000$  kg/m<sup>3</sup>  
Phantom section: Flat Section  
Measurement Standard: DASYS (IEEE/IEC/ANSI C63.19-2007)  
DASY5 Configuration:

- Probe: EX3DV4 - SN3661; ConvF(4.15, 4.15, 4.15); Calibrated: 1/24/2011
- Sensor-Surface: 2mm (Mechanical Surface Detection)
- Electronics: DAE4 Sn856; Calibrated: 5/18/2011
- Phantom: SAM2; Type: SAM
- Measurement SW: DASYS2, Version 52.6 (2); SEMCAD X Version 14.4.5 (3634)

**Configuration/d=10mm, Pin=100mW, dist=2mm:** Measurement grid:  
dx=15mm, dy=15mm  
Maximum value of SAR (interpolated) = 13.568 mW/g

**Configuration/d=10mm, Pin=100mW, dist=2mm:** Measurement grid:  
dx=4mm, dy=4mm, dz=2.5mm  
Reference Value = 62.730 V/m; Power Drift = -0.16 dB  
Peak SAR (extrapolated) = 34.757 W/kg

**SAR(1 g) = 7.91 mW/g; SAR(10 g) = 2.26 mW/g**  
Maximum value of SAR (measured) = 17.985 mW/g



0 dB = 17.980mW/g

This document is issued by the Company subject to its General Conditions of Service printed overleaf or available on request and accessible at [www.sgs.com](http://www.sgs.com). Attention is drawn to the limitations of liability, indemnification, and Jurisdictional issued defined therein. Unless otherwise stated, the results shown in this test report refer only to the sample(s) tested. This document cannot be reproduced except in full, without prior approval of Company. Any unauthorized alteration, forgery or falsification of the content or appearance of this report is unlawful and offenders may be prosecuted to the fullest extent of the law. 此報告是遵循本公司訂定之通用服務條款所製作發放，請注意此條款列印於背面，亦可在[www.sgs.com](http://www.sgs.com)中查閱。將本公司之義務，免責，管轄權皆明確規範之。除非另有說明，此報告結果僅對檢驗之樣品負責。本報告未經本公司書面許可，不可部份複製。對本報告內容或外觀之任何未經授權之變更、偽造、竄改皆屬非法，違犯者將會被依法追訴。

Date: 11/03/2011

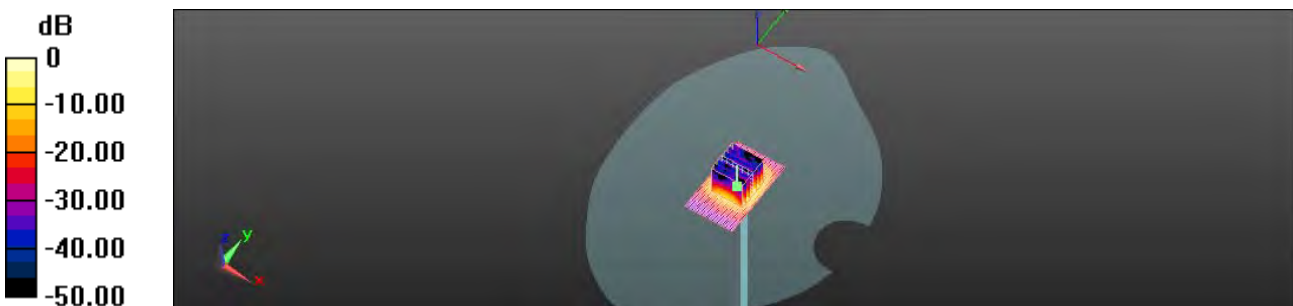
Communication System: CW; Frequency: 5800 MHz  
Medium parameters used:  $f = 5800$  MHz;  $\sigma = 6.177$  mho/m;  $\epsilon_r = 46.35$ ;  $\rho = 1000$  kg/m<sup>3</sup>  
Phantom section: Flat Section  
Measurement Standard: DASYS (IEEE/IEC/ANSI C63.19-2007)  
DASY5 Configuration:

- Probe: EX3DV4 - SN3770; ConvF(3.8, 3.8, 3.8); Calibrated: 4/19/2011
- Sensor-Surface: 2mm (Mechanical Surface Detection)
- Electronics: DAE4 Sn856; Calibrated: 5/18/2011
- Phantom: SAM2; Type: SAM
- Measurement SW: DASYS52, Version 52.6 (2); SEMCAD X Version 14.4.5 (3634)

**Configuration/d=10mm, Pin=100mW, dist=2mm:** Measurement grid:  
dx=15mm, dy=15mm  
Maximum value of SAR (interpolated) = 11.443 mW/g

**Configuration/d=10mm, Pin=100mW, dist=2mm:** Measurement grid:  
dx=4mm, dy=4mm, dz=2.5mm  
Reference Value = 45.018 V/m; Power Drift = -0.10 dB  
Peak SAR (extrapolated) = 30.374 W/kg

**SAR(1 g) = 7.13 mW/g; SAR(10 g) = 2.11 mW/g**  
Maximum value of SAR (measured) = 8.597 mW/g



0 dB = 8.600mW/g

This document is issued by the Company subject to its General Conditions of Service printed overleaf or available on request and accessible at [www.sgs.com](http://www.sgs.com). Attention is drawn to the limitations of liability, indemnification, and Jurisdictional issued defined therein. Unless otherwise stated, the results shown in this test report refer only to the sample(s) tested. This document cannot be reproduced except in full, without prior approval of Company. Any unauthorized alteration, forgery or falsification of the content or appearance of this report is unlawful and offenders may be prosecuted to the fullest extent of the law. 此報告是遵循本公司訂定之通用服務條款所製作發放，請注意此條款列印於背面，亦可在[www.sgs.com](http://www.sgs.com)中查閱。將本公司之義務，免責，管轄權皆明確規範之。除非另有說明，此報告結果僅對檢驗之樣品負責。本報告未經本公司書面許可，不可部份複製。對本報告內容或外觀之任何未經授權之變更、偽造、竄改皆屬非法，違犯者將會被依法追訴。

## 6. DAE & Probe Calibration certificate

Calibration Laboratory of  
Schmid & Partner  
Engineering AG  
Zeughausstrasse 43, 8004 Zurich, Switzerland



S Schweizerischer Kalibrierdienst  
C Service suisse d'étalonnage  
S Servizio svizzero di taratura  
S Swiss Calibration Service

Accredited by the Swiss Accreditation Service (SAS)  
The Swiss Accreditation Service is one of the signatories to the EA  
Multilateral Agreement for the recognition of calibration certificates

Accreditation No.: SCS 108

Client **SGS-TW (Auden)**

Certificate No: DAE4-856\_May11

### CALIBRATION CERTIFICATE

Object: DAE4 - SD 000 D04 BJ - SN: 856

Calibration procedure(s): QA CAL-06.v23  
Calibration procedure for the data acquisition electronics (DAE)

Calibration date: May 18, 2011

This calibration certificate documents the traceability to national standards, which realize the physical units of measurements (SI).  
The measurements and the uncertainties with confidence probability are given on the following pages and are part of the certificate.

All calibrations have been conducted in the closed laboratory facility: environment temperature (22 ± 3)°C and humidity < 70%.

Calibration Equipment used (M&TE critical for calibration)

Primary Standards	ID #	Cal Date (Certificate No.)	Scheduled Calibration
Keithley Multimeter Type 2001	SN: 0810278	28-Sep-10 (No:10376)	Sep-11
Secondary Standards	ID #	Check Date (in house)	Scheduled Check
Callibrator Box V1.1	SE UMS 006 AB 1004	07-Jun-10 (in house check)	In house check: Jun-11

	Name	Function	Signature
Calibrated by:	Dominique Steffen	Technician	
Approved by:	Fin Bomholt	R&D Director	

Issued: May 18, 2011

This calibration certificate shall not be reproduced except in full without written approval of the laboratory.

Certificate No: DAE4-856\_May11

Page 1 of 5

This document is issued by the Company subject to its General Conditions of Service printed overleaf or available on request and accessible at [www.sgs.com](http://www.sgs.com). Attention is drawn to the limitations of liability, indemnification, and Jurisdictional issued defined therein. Unless otherwise stated, the results shown in this test report refer only to the sample(s) tested. This document cannot be reproduced except in full, without prior approval of Company. Any unauthorized alteration, forgery or falsification of the content or appearance of this report is unlawful and offenders may be prosecuted to the fullest extent of the law. 此報告是遵循本公司訂定之通用服務條款所製作發放，請注意此條款列印於背面，亦可在[www.sgs.com](http://www.sgs.com)中查閱。將本公司之義務，免責，管轄權皆明確規範之。除非另有說明，此報告結果僅對檢驗之樣品負責。本報告未經本公司書面許可，不可部份複製。對本報告內容或外觀之任何未經授權之變更、偽造、竄改皆屬非法，違犯者將會被依法追訴。

**Calibration Laboratory of  
Schmid & Partner  
Engineering AG**  
Zeughausstrasse 43, 8004 Zurich, Switzerland



**S** Schweizerischer Kalibrierdienst  
**C** Service suisse d'étalonnage  
**S** Servizio svizzero di taratura  
**S** Swiss Calibration Service

Accredited by the Swiss Accreditation Service (SAS)  
The Swiss Accreditation Service is one of the signatories to the EA  
Multilateral Agreement for the recognition of calibration certificates

Accreditation No.: **SCS 108**

Client **Auden**

Certificate No: **EX3-3661\_Jan11**

CALIBRATION CERTIFICATE																																																			
Object	EX3DV4 - SN:3661																																																		
Calibration procedure(s)	QA CAL-01.v7, QA CAL-14.v3, QA CAL-23.v4 and QA CAL-25.v3 Calibration procedure for dosimetric E-field probes																																																		
Calibration date:	January 24, 2011																																																		
<p>This calibration certificate documents the traceability to national standards, which realize the physical units of measurements (SI). The measurements and the uncertainties with confidence probability are given on the following pages and are part of the certificate.</p> <p>All calibrations have been conducted in the closed laboratory facility: environment temperature (22 ± 3)°C and humidity &lt; 70%.</p> <p>Calibration Equipment used (M&amp;TE critical for calibration)</p> <table border="1"> <thead> <tr> <th>Primary Standards</th> <th>ID #</th> <th>Cal Date (Certificate No.)</th> <th>Scheduled Calibration</th> </tr> </thead> <tbody> <tr> <td>Power meter E4419B</td> <td>GB41293874</td> <td>1-Apr-10 (No. 217-01136)</td> <td>Apr-11</td> </tr> <tr> <td>Power sensor E4412A</td> <td>MY41495277</td> <td>1-Apr-10 (No. 217-01136)</td> <td>Apr-11</td> </tr> <tr> <td>Power sensor E4412A</td> <td>MY41498087</td> <td>1-Apr-10 (No. 217-01136)</td> <td>Apr-11</td> </tr> <tr> <td>Reference 3 dB Attenuator</td> <td>SN: S5054 (3c)</td> <td>30-Mar-10 (No. 217-01159)</td> <td>Mar-11</td> </tr> <tr> <td>Reference 20 dB Attenuator</td> <td>SN: S5086 (20b)</td> <td>30-Mar-10 (No. 217-01161)</td> <td>Mar-11</td> </tr> <tr> <td>Reference 30 dB Attenuator</td> <td>SN: S5129 (30b)</td> <td>30-Mar-10 (No. 217-01160)</td> <td>Mar-11</td> </tr> <tr> <td>Reference Probe ES3DV2</td> <td>SN: 3013</td> <td>29-Dec-10 (No. ES3-3013_Dec10)</td> <td>Dec-11</td> </tr> <tr> <td>DAE4</td> <td>SN: 660</td> <td>20-Apr-10 (No. DAE4-660_Apr10)</td> <td>Apr-11</td> </tr> </tbody> </table> <table border="1"> <thead> <tr> <th>Secondary Standards</th> <th>ID #</th> <th>Check Date (in house)</th> <th>Scheduled Check</th> </tr> </thead> <tbody> <tr> <td>RF generator HP 8648C</td> <td>US3642U01700</td> <td>4-Aug-99 (in house check Oct-09)</td> <td>In house check: Oct-11</td> </tr> <tr> <td>Network Analyzer HP 8753E</td> <td>US37390585</td> <td>18-Oct-01 (in house check Oct-10)</td> <td>In house check: Oct-11</td> </tr> </tbody> </table>				Primary Standards	ID #	Cal Date (Certificate No.)	Scheduled Calibration	Power meter E4419B	GB41293874	1-Apr-10 (No. 217-01136)	Apr-11	Power sensor E4412A	MY41495277	1-Apr-10 (No. 217-01136)	Apr-11	Power sensor E4412A	MY41498087	1-Apr-10 (No. 217-01136)	Apr-11	Reference 3 dB Attenuator	SN: S5054 (3c)	30-Mar-10 (No. 217-01159)	Mar-11	Reference 20 dB Attenuator	SN: S5086 (20b)	30-Mar-10 (No. 217-01161)	Mar-11	Reference 30 dB Attenuator	SN: S5129 (30b)	30-Mar-10 (No. 217-01160)	Mar-11	Reference Probe ES3DV2	SN: 3013	29-Dec-10 (No. ES3-3013_Dec10)	Dec-11	DAE4	SN: 660	20-Apr-10 (No. DAE4-660_Apr10)	Apr-11	Secondary Standards	ID #	Check Date (in house)	Scheduled Check	RF generator HP 8648C	US3642U01700	4-Aug-99 (in house check Oct-09)	In house check: Oct-11	Network Analyzer HP 8753E	US37390585	18-Oct-01 (in house check Oct-10)	In house check: Oct-11
Primary Standards	ID #	Cal Date (Certificate No.)	Scheduled Calibration																																																
Power meter E4419B	GB41293874	1-Apr-10 (No. 217-01136)	Apr-11																																																
Power sensor E4412A	MY41495277	1-Apr-10 (No. 217-01136)	Apr-11																																																
Power sensor E4412A	MY41498087	1-Apr-10 (No. 217-01136)	Apr-11																																																
Reference 3 dB Attenuator	SN: S5054 (3c)	30-Mar-10 (No. 217-01159)	Mar-11																																																
Reference 20 dB Attenuator	SN: S5086 (20b)	30-Mar-10 (No. 217-01161)	Mar-11																																																
Reference 30 dB Attenuator	SN: S5129 (30b)	30-Mar-10 (No. 217-01160)	Mar-11																																																
Reference Probe ES3DV2	SN: 3013	29-Dec-10 (No. ES3-3013_Dec10)	Dec-11																																																
DAE4	SN: 660	20-Apr-10 (No. DAE4-660_Apr10)	Apr-11																																																
Secondary Standards	ID #	Check Date (in house)	Scheduled Check																																																
RF generator HP 8648C	US3642U01700	4-Aug-99 (in house check Oct-09)	In house check: Oct-11																																																
Network Analyzer HP 8753E	US37390585	18-Oct-01 (in house check Oct-10)	In house check: Oct-11																																																
Calibrated by:	Name Kaja Polovic	Function Technical Manager	Signature 																																																
Approved by:	Name Fin Borcholt	Function R&D Director	Signature 																																																
			Issued: January 25, 2011																																																
This calibration certificate shall not be reproduced except in full without written approval of the laboratory.																																																			

Certificate No: EX3-3661\_Jan11

Page 1 of 11

ossible at

[www.sgs.com](http://www.sgs.com). Attention is drawn to the limitations of liability, indemnification, and Jurisdictional issued defined therein. Unless otherwise stated, the results shown in this test report refer only to the sample(s) tested. This document cannot be reproduced except in full, without prior approval of Company. Any unauthorized alteration, forgery or falsification of the content or appearance of this report is unlawful and offenders may be prosecuted to the fullest extent of the law. 此報告是遵循本公司訂定之通用服務條款所製作發放，請注意此條款列印於背面，亦可在[www.sgs.com](http://www.sgs.com)中查閱。將本公司之義務，免責，管轄權皆明確規範之。除非另有說明，此報告結果僅對檢驗之樣品負責。本報告未經本公司書面許可，不可部份複製。對本報告內容或外觀之任何未經授權之變更、偽造、竄改皆屬非法，違犯者將會被依法追訴。



**Calibration Laboratory of  
Schmid & Partner  
Engineering AG**  
Zeughausstrasse 43, 8004 Zurich, Switzerland



**S** Schweizerischer Kalibrierdienst  
**C** Service suisse d'étalonnage  
**S** Servizio svizzero di taratura  
**S** Swiss Calibration Service

Accredited by the Swiss Accreditation Service (SAS)  
The Swiss Accreditation Service is one of the signatories to the EA  
Multilateral Agreement for the recognition of calibration certificates

Accreditation No.: **SCS 108**

**Glossary:**

TSL	tissue simulating liquid
NORM <sub>x,y,z</sub>	sensitivity in free space
ConvF	sensitivity in TSL / NORM <sub>x,y,z</sub>
DCP	diode compression point
CF	crest factor (1/duty_cycle) of the RF signal
A, B, C	modulation dependent linearization parameters
Polarization $\varphi$	$\varphi$ rotation around probe axis
Polarization $\vartheta$	$\vartheta$ rotation around an axis that is in the plane normal to probe axis (at measurement center), i.e., $\vartheta = 0$ is normal to probe axis

**Calibration is Performed According to the Following Standards:**

- a) IEEE Std 1528-2003, "IEEE Recommended Practice for Determining the Peak Spatial-Averaged Specific Absorption Rate (SAR) in the Human Head from Wireless Communications Devices: Measurement Techniques", December 2003
- b) IEC 62209-1, "Procedure to measure the Specific Absorption Rate (SAR) for hand-held devices used in close proximity to the ear (frequency range of 300 MHz to 3 GHz)", February 2005

**Methods Applied and Interpretation of Parameters:**

- **NORM<sub>x,y,z</sub>:** Assessed for E-field polarization  $\vartheta = 0$  ( $f \leq 900$  MHz in TEM-cell;  $f > 1800$  MHz: R22 waveguide). NORM<sub>x,y,z</sub> are only intermediate values, i.e., the uncertainties of NORM<sub>x,y,z</sub> does not effect the E<sup>2</sup>-field uncertainty inside TSL (see below ConvF).
- **NORM(f)<sub>x,y,z</sub> = NORM<sub>x,y,z</sub> \* frequency\_response** (see Frequency Response Chart). This linearization is implemented in DASY4 software versions later than 4.2. The uncertainty of the frequency response is included in the stated uncertainty of ConvF.
- **DCP<sub>x,y,z</sub>:** DCP are numerical linearization parameters assessed based on the data of power sweep with CW signal (no uncertainty required). DCP does not depend on frequency nor media.
- **A<sub>x,y,z</sub>; B<sub>x,y,z</sub>; C<sub>x,y,z</sub>; VR<sub>x,y,z</sub>; A, B, C** are numerical linearization parameters assessed based on the data of power sweep for specific modulation signal. The parameters do not depend on frequency nor media. VR is the maximum calibration range expressed in RMS voltage across the diode.
- **ConvF and Boundary Effect Parameters:** Assessed in flat phantom using E-field (or Temperature Transfer Standard for  $f \leq 800$  MHz) and inside waveguide using analytical field distributions based on power measurements for  $f > 800$  MHz. The same setups are used for assessment of the parameters applied for boundary compensation (alpha, depth) of which typical uncertainty values are given. These parameters are used in DASY4 software to improve probe accuracy close to the boundary. The sensitivity in TSL corresponds to NORM<sub>x,y,z</sub> \* ConvF whereby the uncertainty corresponds to that given for ConvF. A frequency dependent ConvF is used in DASY4 version 4.4 and higher which allows extending the validity from  $\pm 50$  MHz to  $\pm 100$  MHz.
- **Spherical isotropy (3D deviation from isotropy):** in a field of low gradients realized using a flat phantom exposed by a patch antenna.
- **Sensor Offset:** The sensor offset corresponds to the offset of virtual measurement center from the probe tip (on probe axis). No tolerance required.

EX3DV4 SN:3661

January 24, 2011

# Probe EX3DV4

## SN:3661

Manufactured: October 20, 2008  
Last calibrated: December 30, 2009  
Recalibrated: January 24, 2011

Calibrated for DASY/EASY Systems

(Note: non-compatible with DASY2 system!)

Certificate No: EX3-3661\_Jan11

Page 3 of 11

essible at  
[www.sgs.com](http://www.sgs.com). Attention is drawn to the limitations of liability, indemnification, and Jurisdictional issued defined therein. Unless otherwise stated, the results shown in this test report refer only to the sample(s) tested. This document cannot be reproduced except in full, without prior approval of Company. Any unauthorized alteration, forgery or falsification of the content or appearance of this report is unlawful and offenders may be prosecuted to the fullest extent of the law. 此報告是遵循本公司訂定之通用服務條款所製作發放，請注意此條款列印於背面，亦可在[www.sgs.com](http://www.sgs.com)中查閱。將本公司之義務，免責，管轄權皆明確規範之。除非另有說明，此報告結果僅對檢驗之樣品負責。本報告未經本公司書面許可，不可部份複製。對本報告內容或外觀之任何未經授權之變更、偽造、竄改皆屬非法，違犯者將會被依法追訴。

EX3DV4 SN:3661

January 24, 2011

### DASY/EASY - Parameters of Probe: EX3DV4 SN:3661

#### Basic Calibration Parameters

	Sensor X	Sensor Y	Sensor Z	Unc (k=2)
Norm ( $\mu\text{V}/(\text{V}/\text{m})^2$ ) <sup>A</sup>	0.47	0.52	0.50	$\pm 10.1\%$
DCP (mV) <sup>B</sup>	99.7	99.0	97.2	

#### Modulation Calibration Parameters

UID	Communication System Name	PAR		A dB	B dBuV	C	VR mV	Unc <sup>E</sup> (k=2)
10000	CW	0.00	X	0.00	0.00	1.00	157.5	$\pm 3.4\%$
			Y	0.00	0.00	1.00	151.6	
			Z	0.00	0.00	1.00	156.6	

The reported uncertainty of measurement is stated as the standard uncertainty of measurement multiplied by the coverage factor k=2, which for a normal distribution corresponds to a coverage probability of approximately 95%.

<sup>A</sup> The uncertainties of NormX,Y,Z do not affect the E<sup>2</sup>-field uncertainty inside TSL (see Pages 5 and 6).

<sup>B</sup> Numerical linearization parameter: uncertainty not required.

<sup>E</sup> Uncertainty is determined using the maximum deviation from linear response applying rectangular distribution and is expressed for the square of the field value.

essible at

[www.sgs.com](http://www.sgs.com). Attention is drawn to the limitations of liability, indemnification, and Jurisdictional issued defined therein. Unless otherwise stated, the results shown in this test report refer only to the sample(s) tested. This document cannot be reproduced except in full, without prior approval of Company. Any unauthorized alteration, forgery or falsification of the content or appearance of this report is unlawful and offenders may be prosecuted to the fullest extent of the law. 此報告是遵循本公司訂定之通用服務條款所製作發放，請注意此條款列印於背面，亦可在[www.sgs.com](http://www.sgs.com)中查閱。將本公司之義務，免責，管轄權皆明確規範之。除非另有說明，此報告結果僅對檢驗之樣品負責。本報告未經本公司書面許可，不可部份複製。對本報告內容或外觀之任何未經授權之變更、偽造、竄改皆屬非法，違犯者將會被依法追訴。

EX3DV4 SN:3661

January 24, 2011

## DASY/EASY - Parameters of Probe: EX3DV4 SN:3661

### Calibration Parameter Determined in Head Tissue Simulating Media

f [MHz]	Validity [MHz] <sup>c</sup>	Permittivity	Conductivity	ConvF X	ConvF Y	ConvF Z	Alpha	Depth Unc (k=2)
750	± 50 / ± 100	41.9 ± 5%	0.89 ± 5%	9.96	9.96	9.96	0.47	0.71 ± 11.0%
835	± 50 / ± 100	41.5 ± 5%	0.90 ± 5%	9.58	9.58	9.58	0.58	0.67 ± 11.0%
1750	± 50 / ± 100	40.1 ± 5%	1.37 ± 5%	9.05	9.05	9.05	0.31	0.97 ± 11.0%
1900	± 50 / ± 100	40.0 ± 5%	1.40 ± 5%	8.68	8.68	8.68	0.40	0.95 ± 11.0%
2000	± 50 / ± 100	40.0 ± 5%	1.40 ± 5%	8.53	8.53	8.53	0.47	0.81 ± 11.0%
2450	± 50 / ± 100	39.2 ± 5%	1.80 ± 5%	7.80	7.80	7.80	0.28	1.13 ± 11.0%
5200	± 50 / ± 100	36.0 ± 5%	4.66 ± 5%	4.88	4.88	4.88	0.40	1.80 ± 13.1%
5300	± 50 / ± 100	35.9 ± 5%	4.76 ± 5%	4.59	4.59	4.59	0.42	1.80 ± 13.1%
5500	± 50 / ± 100	35.6 ± 5%	4.96 ± 5%	4.41	4.41	4.41	0.45	1.80 ± 13.1%
5600	± 50 / ± 100	35.5 ± 5%	5.07 ± 5%	4.17	4.17	4.17	0.50	1.80 ± 13.1%
5800	± 50 / ± 100	35.3 ± 5%	5.27 ± 5%	4.15	4.15	4.15	0.50	1.80 ± 13.1%

<sup>c</sup> The validity of ± 100 MHz only applies for DASY v4.4 and higher (see Page 2). The uncertainty is the RSS of the ConvF uncertainty at calibration frequency and the uncertainty for the indicated frequency band.

essible at

[www.sgs.com](http://www.sgs.com). Attention is drawn to the limitations of liability, indemnification, and Jurisdictional issued defined therein. Unless otherwise stated, the results shown in this test report refer only to the sample(s) tested. This document cannot be reproduced except in full, without prior approval of Company. Any unauthorized alteration, forgery or falsification of the content or appearance of this report is unlawful and offenders may be prosecuted to the fullest extent of the law. 此報告是遵循本公司訂定之通用服務條款所製作發放，請注意此條款列印於背面，亦可在[www.sgs.com](http://www.sgs.com)中查閱。將本公司之義務，免責，管轄權皆明確規範之。除非另有說明，此報告結果僅對檢驗之樣品負責。本報告未經本公司書面許可，不可部份複製。對本報告內容或外觀之任何未經授權之變更、偽造、竄改皆屬非法，違犯者將會被依法追訴。

EX3DV4 SN:3661

January 24, 2011

## DASY/EASY - Parameters of Probe: EX3DV4 SN:3661

### Calibration Parameter Determined in Body Tissue Simulating Media

f [MHz]	Validity [MHz] <sup>†</sup>	Permittivity	Conductivity	ConvF X	ConvF Y	ConvF Z	Alpha	Depth Unc (k=2)
750	± 50 / ± 100	55.5 ± 5%	0.96 ± 5%	9.75	9.75	9.75	0.47	0.79 ± 11.0%
835	± 50 / ± 100	55.2 ± 5%	0.97 ± 5%	9.58	9.58	9.58	0.35	0.89 ± 11.0%
1750	± 50 / ± 100	53.4 ± 5%	1.49 ± 5%	7.95	7.95	7.95	0.64	0.68 ± 11.0%
1900	± 50 / ± 100	53.3 ± 5%	1.52 ± 5%	7.72	7.72	7.72	0.52	0.75 ± 11.0%
2000	± 50 / ± 100	53.3 ± 5%	1.52 ± 5%	7.81	7.81	7.81	0.46	0.80 ± 11.0%
2450	± 50 / ± 100	52.7 ± 5%	1.95 ± 5%	7.55	7.55	7.55	0.66	0.64 ± 11.0%
5200	± 50 / ± 100	49.0 ± 5%	5.30 ± 5%	4.42	4.42	4.42	0.50	1.90 ± 13.1%
5300	± 50 / ± 100	48.9 ± 5%	5.42 ± 5%	4.20	4.20	4.20	0.55	1.90 ± 13.1%
5500	± 50 / ± 100	48.6 ± 5%	5.65 ± 5%	3.88	3.88	3.88	0.55	1.90 ± 13.1%
5600	± 50 / ± 100	48.5 ± 5%	5.77 ± 5%	3.59	3.59	3.59	0.60	1.90 ± 13.1%
5800	± 50 / ± 100	48.2 ± 5%	6.00 ± 5%	3.87	3.87	3.87	0.60	1.90 ± 13.1%

<sup>†</sup> The validity of ± 100 MHz only applies for DASY v4.4 and higher (see Page 2). The uncertainty is the RSS of the ConvF uncertainty at calibration frequency and the uncertainty for the indicated frequency band.

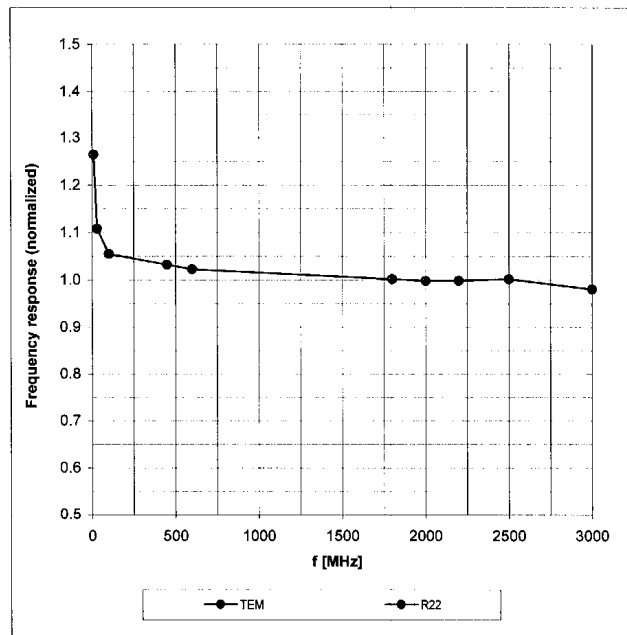
essible at

[www.sgs.com](http://www.sgs.com). Attention is drawn to the limitations of liability, indemnification, and Jurisdictional issued defined therein. Unless otherwise stated, the results shown in this test report refer only to the sample(s) tested. This document cannot be reproduced except in full, without prior approval of Company. Any unauthorized alteration, forgery or falsification of the content or appearance of this report is unlawful and offenders may be prosecuted to the fullest extent of the law. 此報告是遵循本公司訂定之通用服務條款所製作發放，請注意此條款列印於背面，亦可在[www.sgs.com](http://www.sgs.com)中查閱。將本公司之義務，免責，管轄權皆明確規範之。除非另有說明，此報告結果僅對檢驗之樣品負責。本報告未經本公司書面許可，不可部份複製。對本報告內容或外觀之任何未經授權之變更、偽造、竄改皆屬非法，違犯者將會被依法追訴。

EX3DV4 SN:3661

January 24, 2011

### Frequency Response of E-Field (TEM-Cell:ifi110 EXX, Waveguide: R22)



Uncertainty of Frequency Response of E-field:  $\pm 6.3\%$  (k=2)

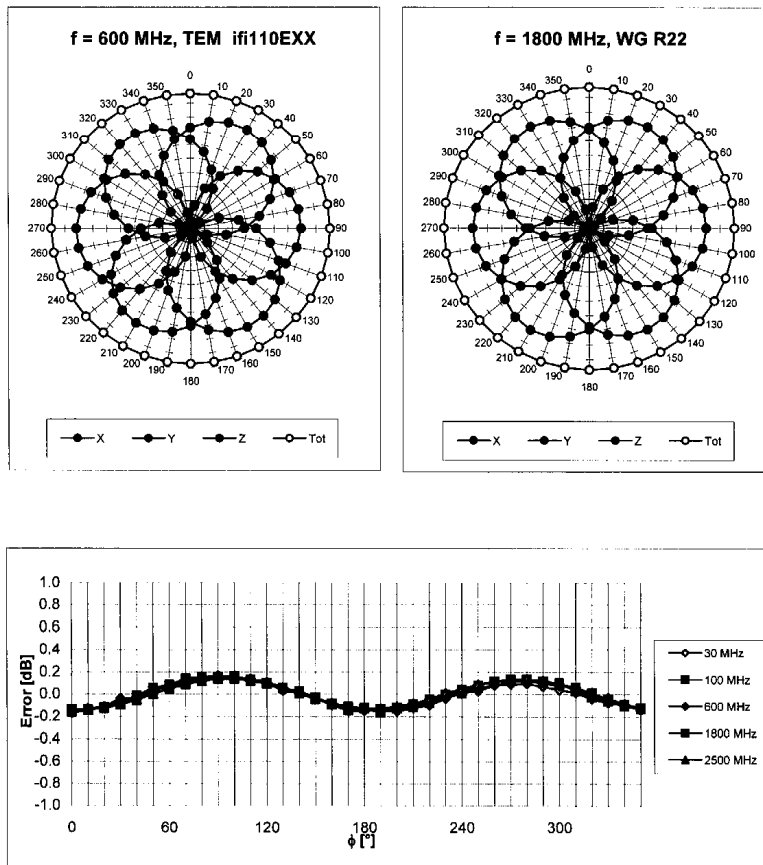
ossible at

[www.sgs.com](http://www.sgs.com). Attention is drawn to the limitations of liability, indemnification, and Jurisdictional issued defined therein. Unless otherwise stated, the results shown in this test report refer only to the sample(s) tested. This document cannot be reproduced except in full, without prior approval of Company. Any unauthorized alteration, forgery or falsification of the content or appearance of this report is unlawful and offenders may be prosecuted to the fullest extent of the law. 此報告是遵循本公司訂定之通用服務條款所製作發放，請注意此條款列印於背面，亦可在[www.sgs.com](http://www.sgs.com)中查閱。將本公司之義務，免責，管轄權皆明確規範之。除非另有說明，此報告結果僅對檢驗之樣品負責。本報告未經本公司書面許可，不可部份複製。對本報告內容或外觀之任何未經授權之變更、偽造、竄改皆屬非法，違犯者將會被依法追訴。

EX3DV4 SN:3661

January 24, 2011

## Receiving Pattern ( $\phi$ ), $\theta = 0^\circ$

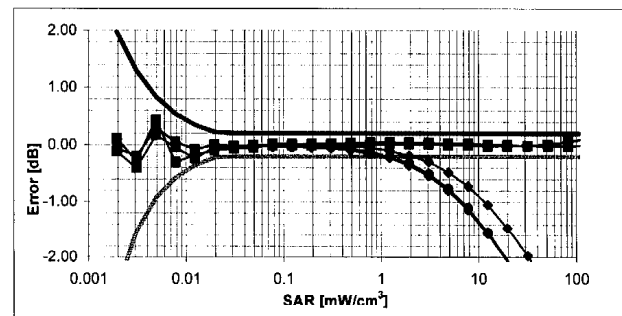
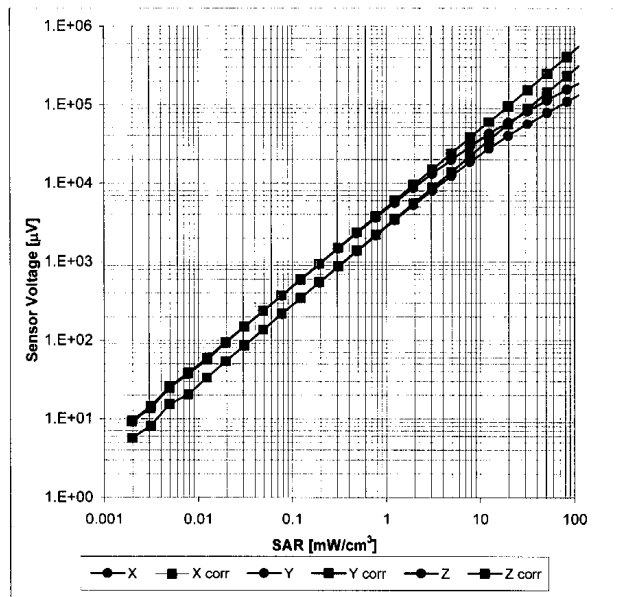


Uncertainty of Axial Isotropy Assessment:  $\pm 0.5\%$  ( $k=2$ )

EX3DV4 SN:3661

January 24, 2011

**Dynamic Range f(SAR<sub>head</sub>)**  
(TEM cell, f = 900 MHz)



Uncertainty of Linearity Assessment: ± 0.6% (k=2)

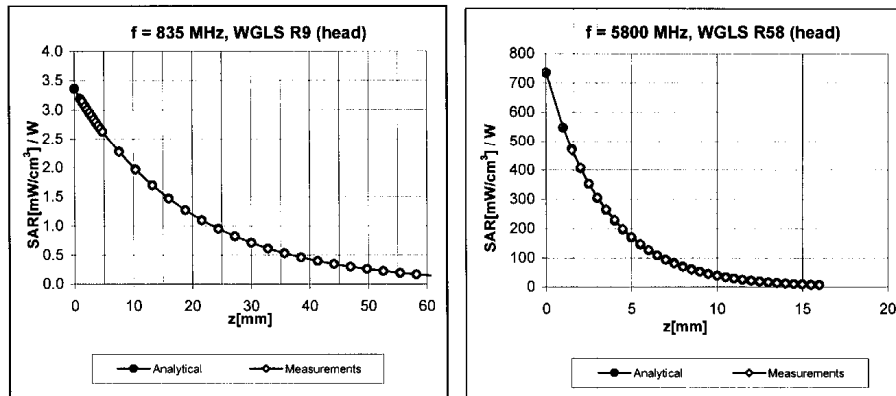
ossible at  
[www.sgs.com](http://www.sgs.com). Attention is drawn to the limitations of liability, indemnification, and Jurisdictional issued defined therein. Unless otherwise stated, the results shown in this test report refer only to the sample(s) tested. This document cannot be reproduced except in full, without prior approval of Company. Any unauthorized alteration, forgery or falsification of the content or appearance of this report is unlawful and offenders may be prosecuted to the fullest extent of the law. 此報告是遵循本公司訂定之通用服務條款所製作發放，請注意此條款列印於背面，亦可在[www.sgs.com](http://www.sgs.com)中查閱。將本公司之義務，免責，管轄權皆明確規範之。除非另有說明，此報告結果僅對檢驗之樣品負責。本報告未經本公司書面許可，不可部份複製。對本報告內容或外觀之任何未經授權之變更、偽造、竄改皆屬非法，違犯者將會被依法追訴。



EX3DV4 SN:3661


January 24, 2011

## Conversion Factor Assessment



## Deviation from Isotropy in HSL

Error ( $\phi, \theta$ ), f = 900 MHz



Uncertainty of Spherical Isotropy Assessment:  $\pm 2.6\%$  (k=2)

EX3DV4 SN:3661

January 24, 2011

### Other Probe Parameters

Sensor Arrangement	Triangular
Connector Angle (°)	Not applicable
Mechanical Surface Detection Mode	enabled
Optical Surface Detection Mode	disabled
Probe Overall Length	337 mm
Probe Body Diameter	10 mm
Tip Length	9 mm
Tip Diameter	2.5 mm
Probe Tip to Sensor X Calibration Point	1 mm
Probe Tip to Sensor Y Calibration Point	1 mm
Probe Tip to Sensor Z Calibration Point	1 mm
Recommended Measurement Distance from Surface	2 mm

ossible at

[www.sgs.com](http://www.sgs.com). Attention is drawn to the limitations of liability, indemnification, and Jurisdictional issued defined therein. Unless otherwise stated, the results shown in this test report refer only to the sample(s) tested. This document cannot be reproduced except in full, without prior approval of Company. Any unauthorized alteration, forgery or falsification of the content or appearance of this report is unlawful and offenders may be prosecuted to the fullest extent of the law. 此報告是遵循本公司訂定之通用服務條款所製作發放，請注意此條款列印於背面，亦可在[www.sgs.com](http://www.sgs.com)中查閱。將本公司之義務，免責，管轄權皆明確規範之。除非另有說明，此報告結果僅對檢驗之樣品負責。本報告未經本公司書面許可，不可部份複製。對本報告內容或外觀之任何未經授權之變更、偽造、竄改皆屬非法，違犯者將會被依法追訴。

**Calibration Laboratory of  
Schmid & Partner**  
Engineering AG  
Zeughausstrasse 43, 8004 Zurich, Switzerland



**S** Schweizerischer Kalibrierdienst  
**C** Service suisse d'étalonnage  
**S** Servizio svizzero di taratura  
**S** Swiss Calibration Service

Accredited by the Swiss Accreditation Service (SAS)  
The Swiss Accreditation Service is one of the signatories to the EA  
Multilateral Agreement for the recognition of calibration certificates

Accreditation No.: **SCS 108**

Client **SGS-TW (Auden)**

Certificate No: **EX3-3770\_Apr11**

### CALIBRATION CERTIFICATE

Object **EX3DV4 - SN:3770**

Calibration procedure(s) **QA CAL-01.v7, QA CAL-14.v3, QA CAL-23.v4, QA CAL-25.v3  
Calibration procedure for dosimetric E-field probes**


Calibration date: **April 19, 2011**

This calibration certificate documents the traceability to national standards, which realize the physical units of measurements (SI)  
The measurements and the uncertainties with confidence probability are given on the following pages and are part of the certificate.

All calibrations have been conducted in the closed laboratory facility: environment temperature (22 ± 3)°C and humidity < 70%.

Calibration Equipment used (M&TE critical for calibration)

Primary Standards	ID	Cal Date (Certificate No.)	Scheduled Calibration
Power meter E4419B	GB41293874	31-Mar-11 (No. 217-01372)	Apr-12
Power sensor E4412A	MY41495277	31-Mar-11 (No. 217-01372)	Apr-12
Power sensor E4412A	MY41499087	31-Mar-11 (No. 217-01372)	Apr-12
Reference 3 dB Attenuator	SN: S5054 (3c)	29-Mar-11 (No. 217-01369)	Apr-12
Reference 20 dB Attenuator	SN: S5086 (20b)	29-Mar-11 (No. 217-01367)	Apr-12
Reference 30 dB Attenuator	SN: S5129 (30b)	29-Mar-11 (No. 217-01370)	Apr-12
Reference Probe ES3DV2	SN: 3013	29-Dec-10 (No. ES3-3013_Dec10)	Dec-11
DAE4	SN: 654	23-Apr-10 (No. DAE4-654_Apr10)	Apr-11
Secondary Standards	ID	Check Date (in house)	Scheduled Check
RF generator HP 8648C	US3642U01700	4-Aug-99 (in house check Oct-09)	In house check: Oct-11
Network Analyzer HP 8753E	US37390585	18-Oct-01 (in house check Oct-10)	In house check: Oct-11

	Name	Function	Signature
Calibrated by:	Katja Pokovic	Technical Manager	
Approved by:	Fin Bornholt	R&D Director	
			Issued: April 19, 2011

This calibration certificate shall not be reproduced except in full without written approval of the laboratory.

Certificate No: EX3-3770\_Apr11

Page 1 of 11

*Robert Chang*

This document is issued by the Company subject to its General Conditions of Service printed overleaf or available on request and accessible at [www.sgs.com](http://www.sgs.com). Attention is drawn to the limitations of liability, indemnification, and Jurisdictional issued defined therein. Unless otherwise stated, the results shown in this test report refer only to the sample(s) tested. This document cannot be reproduced except in full, without prior approval of Company. Any unauthorized alteration, forgery or falsification of the content or appearance of this report is unlawful and offenders may be prosecuted to the fullest extent of the law. 此報告是遵循本公司訂定之通用服務條款所製作發放，請注意此條款列印於背面，亦可在[www.sgs.com](http://www.sgs.com)中查閱。將本公司之義務，免責，管轄權皆明確規範之。除非另有說明，此報告結果僅對檢驗之樣品負責。本報告未經本公司書面許可，不可部份複製。對本報告內容或外觀之任何未經授權之變更、偽造、竄改皆屬非法，違犯者將會被依法追訴。

**Calibration Laboratory of**  
Schmid & Partner  
Engineering AG  
Zeughausstrasse 43, 8004 Zurich, Switzerland



**S** Schweizerischer Kalibrierdienst  
**C** Service suisse d'étalonnage  
**S** Servizio svizzero di taratura  
**S** Swiss Calibration Service

Accredited by the Swiss Accreditation Service (SAS)  
The Swiss Accreditation Service is one of the signatories to the EA  
Multilateral Agreement for the recognition of calibration certificates

Accreditation No.: **SCS 108**

**Glossary:**

TSL	tissue simulating liquid
NORM <sub>x,y,z</sub>	sensitivity in free space
ConvF	sensitivity in TSL / NORM <sub>x,y,z</sub>
DCP	diode compression point
CF	crest factor (1/duty_cycle) of the RF signal
A, B, C	modulation dependent linearization parameters
Polarization $\varphi$	$\varphi$ rotation around probe axis
Polarization $\vartheta$	$\vartheta$ rotation around an axis that is in the plane normal to probe axis (at measurement center), i.e., $\vartheta = 0$ is normal to probe axis

**Calibration is Performed According to the Following Standards:**

- IEEE Std 1528-2003, "IEEE Recommended Practice for Determining the Peak Spatial-Averaged Specific Absorption Rate (SAR) in the Human Head from Wireless Communications Devices: Measurement Techniques", December 2003
- IEC 62209-1, "Procedure to measure the Specific Absorption Rate (SAR) for hand-held devices used in close proximity to the ear (frequency range of 300 MHz to 3 GHz)", February 2005

**Methods Applied and Interpretation of Parameters:**

- NORM<sub>x,y,z</sub>**: Assessed for E-field polarization  $\vartheta = 0$  ( $f \leq 900$  MHz in TEM-cell;  $f > 1800$  MHz: R22 waveguide). NORM<sub>x,y,z</sub> are only intermediate values, i.e., the uncertainties of NORM<sub>x,y,z</sub> does not affect the E<sup>2</sup>-field uncertainty inside TSL (see below ConvF).
- NORM(f)<sub>x,y,z</sub>** = NORM<sub>x,y,z</sub> \* frequency\_response (see Frequency Response Chart). This linearization is implemented in DASY4 software versions later than 4.2. The uncertainty of the frequency response is included in the stated uncertainty of ConvF.
- DCP<sub>x,y,z</sub>**: DCP are numerical linearization parameters assessed based on the data of power sweep with CW signal (no uncertainty required). DCP does not depend on frequency nor media.
- PAR**: PAR is the Peak to Average Ratio that is not calibrated but determined based on the signal characteristics
- A<sub>x,y,z</sub>; B<sub>x,y,z</sub>; C<sub>x,y,z</sub>**: are numerical linearization parameters in dB assessed based on the data of power sweep for specific modulation signal. The parameters do not depend on frequency nor media.
- VR**: VR is the validity range of the calibration related to the average diode voltage or DAE voltage in mV.
- ConvF and Boundary Effect Parameters**: Assessed in flat phantom using E-field (or Temperature Transfer Standard for  $f \leq 800$  MHz) and inside waveguide using analytical field distributions based on power measurements for  $f > 800$  MHz. The same setups are used for assessment of the parameters applied for boundary compensation (alpha, depth) of which typical uncertainty values are given. These parameters are used in DASY4 software to improve probe accuracy close to the boundary. The sensitivity in TSL corresponds to NORM<sub>x,y,z</sub> \* ConvF whereby the uncertainty corresponds to that given for ConvF. A frequency dependent ConvF is used in DASY version 4.4 and higher which allows extending the validity from  $\pm 50$  MHz to  $\pm 100$  MHz.
- Spherical isotropy (3D deviation from isotropy)**: in a field of low gradients realized using a flat phantom exposed by a patch antenna.
- Sensor Offset**: The sensor offset corresponds to the offset of virtual measurement center from the probe lip (on probe axis). No tolerance required.

This document is issued by the Company subject to its General Conditions of Service printed overleaf or available on request and accessible at [www.sgs.com](http://www.sgs.com). Attention is drawn to the limitations of liability, indemnification, and Jurisdictional issued defined therein. Unless otherwise stated, the results shown in this test report refer only to the sample(s) tested. This document cannot be reproduced except in full, without prior approval of Company. Any unauthorized alteration, forgery or falsification of the content or appearance of this report is unlawful and offenders may be prosecuted to the fullest extent of the law. 此報告是遵循本公司訂定之通用服務條款所製作發放，請注意此條款列印於背面，亦可在[www.sgs.com](http://www.sgs.com)中查閱。將本公司之義務，免責，管轄權皆明確規範之。除非另有說明，此報告結果僅對檢驗之樣品負責。本報告未經本公司書面許可，不可部份複製。對本報告內容或外觀之任何未經授權之變更、偽造、竄改皆屬非法，違犯者將會被依法追訴。

EX3DV4 – SN:3770

April 19, 2011

# Probe EX3DV4

## SN:3770

Manufactured: July 6, 2010  
Calibrated: April 19, 2011

Calibrated for DASY/EASY Systems  
(Note: non-compatible with DASY2 system!)

This document is issued by the Company subject to its General Conditions of Service printed overleaf or available on request and accessible at [www.sgs.com](http://www.sgs.com). Attention is drawn to the limitations of liability, indemnification, and Jurisdictional issued defined therein. Unless otherwise stated, the results shown in this test report refer only to the sample(s) tested. This document cannot be reproduced except in full, without prior approval of Company. Any unauthorized alteration, forgery or falsification of the content or appearance of this report is unlawful and offenders may be prosecuted to the fullest extent of the law. 此報告是遵循本公司訂定之通用服務條款所製作發放，請注意此條款列印於背面，亦可在[www.sgs.com](http://www.sgs.com)中查閱。將本公司之義務，免責，管轄權皆明確規範之。除非另有說明，此報告結果僅對檢驗之樣品負責。本報告未經本公司書面許可，不可部份複製。對本報告內容或外觀之任何未經授權之變更、偽造、竄改皆屬非法，違犯者將會被依法追訴。

EX3DV4- SN:3770

April 19, 2011

## DASY/EASY - Parameters of Probe: EX3DV4 - SN:3770

### Basic Calibration Parameters

	Sensor X	Sensor Y	Sensor Z	Unc (k=2)
Norm ( $\mu\text{V}/(\text{V}/\text{m})^2$ ) <sup>A</sup>	0.32	0.62	0.40	$\pm 10.1\%$
DCP (mV) <sup>B</sup>	106.6	98.3	102.8	

### Modulation Calibration Parameters

UID	Communication System Name	PAR		A dB	B dB	C dB	VR mV	Unc <sup>E</sup> (k=2)
10000	CW	0.00	X	0.00	0.00	1.00	120.8	$\pm 2.7\%$
			Y	0.00	0.00	1.00	134.3	
			Z	0.00	0.00	1.00	133.5	

The reported uncertainty of measurement is stated as the standard uncertainty of measurement multiplied by the coverage factor k=2, which for a normal distribution corresponds to a coverage probability of approximately 95%.

<sup>A</sup> The uncertainties of NormX,Y,Z do not affect the E<sup>2</sup>-field uncertainty inside TSL (see Pages 5 and 6)

<sup>B</sup> Numerical linearization parameter: uncertainty not required.

<sup>E</sup> Uncertainty is determined using the max. deviation from linear response applying rectangular distribution and is expressed for the square of the field value.

EX3DV4-SN:3770

April 19, 2011

## DASY/EASY - Parameters of Probe: EX3DV4 - SN:3770

### Calibration Parameter Determined in Head Tissue Simulating Media

f (MHz) <sup>c</sup>	Relative Permittivity <sup>f</sup>	Conductivity (S/m) <sup>f</sup>	ConvF X	ConvF Y	ConvF Z	Alpha	Depth (mm)	Unct. (k=2)
750	41.9	0.89	9.58	9.58	9.58	0.80	0.70	± 12.0 %
835	41.5	0.90	9.25	9.25	9.25	0.80	0.67	± 12.0 %
900	41.5	0.97	9.06	9.06	9.06	0.76	0.71	± 12.0 %
1750	40.1	1.37	7.97	7.97	7.97	0.80	0.61	± 12.0 %
1900	40.0	1.40	7.78	7.78	7.78	0.71	0.62	± 12.0 %
2000	40.0	1.40	7.79	7.79	7.79	0.75	0.58	± 12.0 %
2450	39.2	1.80	6.99	6.99	6.99	0.80	0.56	± 12.0 %
2600	39.0	1.96	6.95	6.95	6.95	0.66	0.62	± 12.0 %

<sup>c</sup> Frequency validity of ± 100 MHz only applies for DASY v4.4 and higher (see Page 2), else it is restricted to ± 50 MHz. The uncertainty is the RSS of the ConvF uncertainty at calibration frequency and the uncertainty for the indicated frequency band.

<sup>f</sup> At frequencies below 3 GHz, the validity of tissue parameters ( $\epsilon$  and  $\sigma$ ) can be relaxed to ± 10% if liquid compensation formula is applied to measured SAR values. At frequencies above 3 GHz, the validity of tissue parameters ( $\epsilon$  and  $\sigma$ ) is restricted to ± 5%. The uncertainty is the RSS of the ConvF uncertainty for indicated target tissue parameters.

This document is issued by the Company subject to its General Conditions of Service printed overleaf or available on request and accessible at [www.sgs.com](http://www.sgs.com). Attention is drawn to the limitations of liability, indemnification, and Jurisdictional issued defined therein. Unless otherwise stated, the results shown in this test report refer only to the sample(s) tested. This document cannot be reproduced except in full, without prior approval of Company. Any unauthorized alteration, forgery or falsification of the content or appearance of this report is unlawful and offenders may be prosecuted to the fullest extent of the law. 此報告是遵循本公司訂定之通用服務條款所製作發放，請注意此條款列印於背面，亦可在[www.sgs.com](http://www.sgs.com)中查閱。將本公司之義務，免責，管轄權皆明確規範之。除非另有說明，此報告結果僅對檢驗之樣品負責。本報告未經本公司書面許可，不可部份複製。對本報告內容或外觀之任何未經授權之變更、偽造、竄改皆屬非法，違犯者將會被依法追訴。

EX3DV4-SN:3770

April 19, 2011

## DASY/EASY - Parameters of Probe: EX3DV4- SN:3770

### Calibration Parameter Determined in Body Tissue Simulating Media

f (MHz) <sup>C</sup>	Relative Permittivity <sup>F</sup>	Conductivity (S/m) <sup>F</sup>	ConvF X	ConvF Y	ConvF Z	Alpha	Depth (mm)	Unct. (k=2)
750	55.5	0.96	9.42	9.42	9.42	0.73	0.72	± 12.0 %
835	55.2	0.97	9.30	9.30	9.30	0.72	0.72	± 12.0 %
900	55.0	1.05	9.12	9.12	9.12	0.73	0.75	± 12.0 %
1750	53.4	1.49	7.84	7.84	7.84	0.80	0.68	± 12.0 %
1900	53.3	1.52	7.51	7.51	7.51	0.80	0.62	± 12.0 %
2000	53.3	1.52	7.44	7.44	7.44	0.80	0.66	± 12.0 %
2450	52.7	1.95	6.96	6.96	6.96	0.80	0.50	± 12.0 %
2600	52.5	2.16	6.78	6.78	6.78	0.80	0.50	± 12.0 %
5200	49.0	5.30	4.42	4.42	4.42	0.50	1.90	± 13.1 %
5300	48.9	5.42	4.12	4.12	4.12	0.52	1.90	± 13.1 %
5600	48.5	5.77	3.54	3.54	3.54	0.60	1.90	± 13.1 %
5800	48.2	6.00	3.80	3.80	3.80	0.60	1.90	± 13.1 %

<sup>C</sup> Frequency validity of ± 100 MHz only applies for DASY v4.4 and higher (see Page 2), else it is restricted to ± 50 MHz. The uncertainty is the RSS of the ConvF uncertainty at calibration frequency and the uncertainty for the indicated frequency band.

<sup>F</sup> At frequencies below 3 GHz, the validity of tissue parameters ( $\epsilon$  and  $\sigma$ ) can be relaxed to ± 10% if liquid compensation formula is applied to measured SAR values. At frequencies above 3 GHz, the validity of tissue parameters ( $\epsilon$  and  $\sigma$ ) is restricted to ± 5%. The uncertainty is the RSS of the ConvF uncertainty for indicated target tissue parameters.

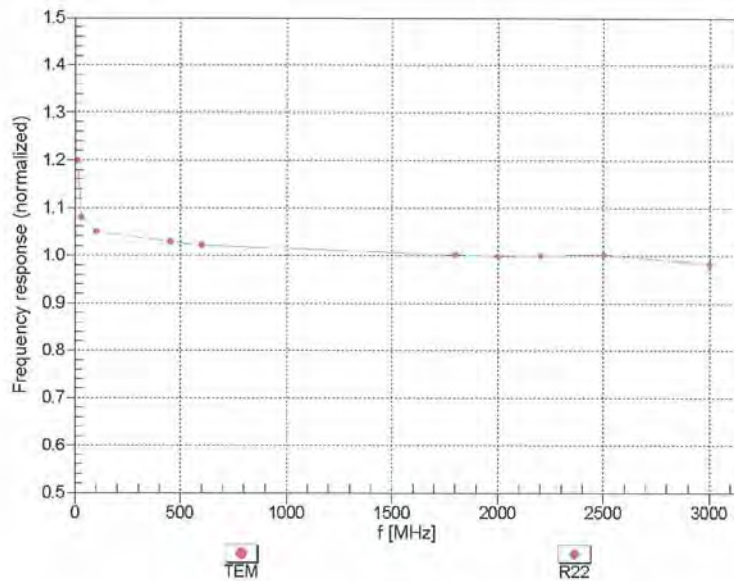
This document is issued by the Company subject to its General Conditions of Service printed overleaf or available on request and accessible at [www.sgs.com](http://www.sgs.com). Attention is drawn to the limitations of liability, indemnification, and Jurisdictional issued defined therein. Unless otherwise stated, the results shown in this test report refer only to the sample(s) tested. This document cannot be reproduced except in full, without prior approval of Company. Any unauthorized alteration, forgery or falsification of the content or appearance of this report is unlawful and offenders may be prosecuted to the fullest extent of the law. 此報告是遵循本公司訂定之通用服務條款所製作發放，請注意此條款列印於背面，亦可在[www.sgs.com](http://www.sgs.com)中查閱。將本公司之義務，免責，管轄權皆明確規範之。除非另有說明，此報告結果僅對檢驗之樣品負責。本報告未經本公司書面許可，不可部份複製。對本報告內容或外觀之任何未經授權之變更、偽造、竄改皆屬非法，違犯者將會被依法追訴。



EX3DV4- SN:3770

April 19, 2011

### Frequency Response of E-Field (TEM-Cell:ifi110 EXX, Waveguide: R22)



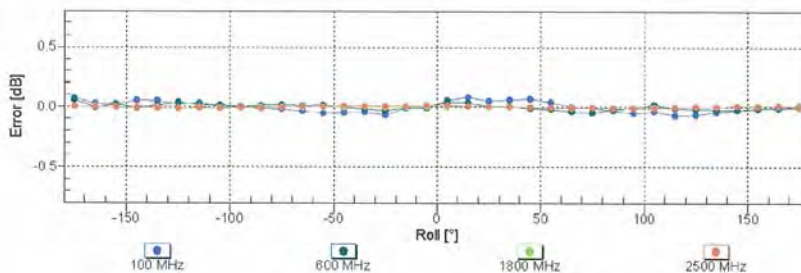
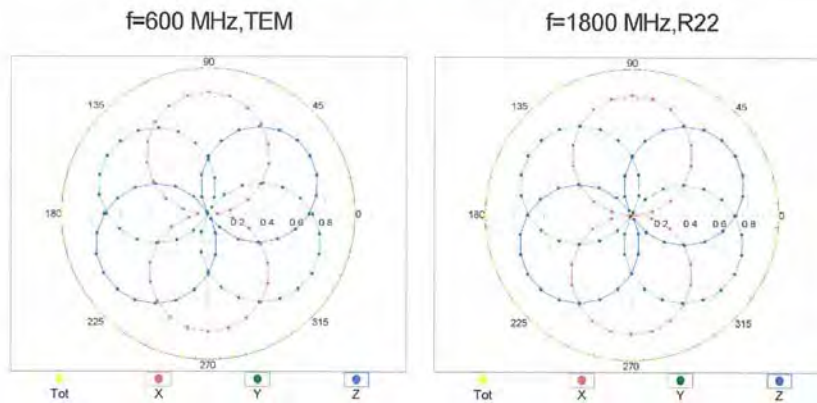
Uncertainty of Frequency Response of E-field:  $\pm 6.3\%$  (k=2)

This document is issued by the Company subject to its General Conditions of Service printed overleaf or available on request and accessible at [www.sgs.com](http://www.sgs.com). Attention is drawn to the limitations of liability, indemnification, and Jurisdictional issued defined therein. Unless otherwise stated, the results shown in this test report refer only to the sample(s) tested. This document cannot be reproduced except in full, without prior approval of Company. Any unauthorized alteration, forgery or falsification of the content or appearance of this report is unlawful and offenders may be prosecuted to the fullest extent of the law. 此報告是遵循本公司訂定之通用服務條款所製作發放，請注意此條款列印於背面，亦可在[www.sgs.com](http://www.sgs.com)中查閱。將本公司之義務，免責，管轄權皆明確規範之。除非另有說明，此報告結果僅對檢驗之樣品負責。本報告未經本公司書面許可，不可部份複製。對本報告內容或外觀之任何未經授權之變更、偽造、竄改皆屬非法，違犯者將會被依法追訴。

EX3DV4-SN:3770

April 19, 2011

### Receiving Pattern ( $\phi$ ), $\theta = 0^\circ$



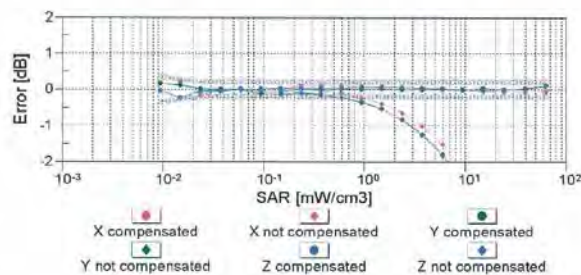
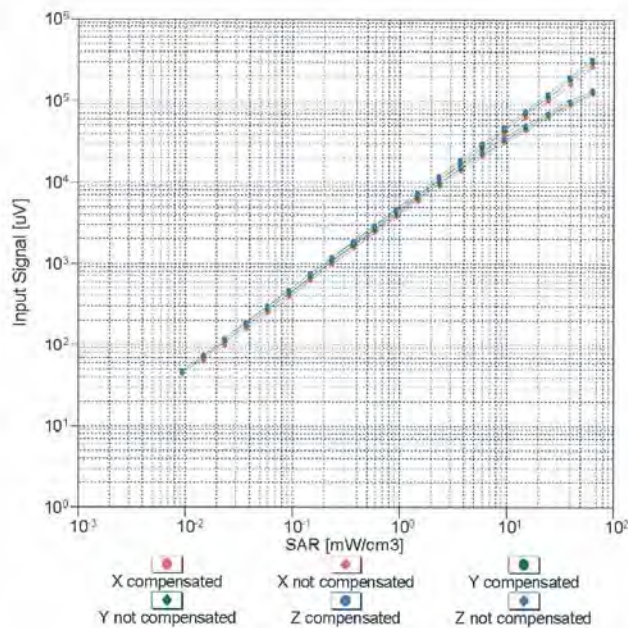
Uncertainty of Axial Isotropy Assessment:  $\pm 0.5\%$  (k=2)

This document is issued by the Company subject to its General Conditions of Service printed overleaf or available on request and accessible at [www.sgs.com](http://www.sgs.com). Attention is drawn to the limitations of liability, indemnification, and Jurisdictional issued defined therein. Unless otherwise stated, the results shown in this test report refer only to the sample(s) tested. This document cannot be reproduced except in full, without prior approval of Company. Any unauthorized alteration, forgery or falsification of the content or appearance of this report is unlawful and offenders may be prosecuted to the fullest extent of the law. 此報告是遵循本公司訂定之通用服務條款所製作發放，請注意此條款列印於背面，亦可在[www.sgs.com](http://www.sgs.com)中查閱。將本公司之義務，免責，管轄權皆明確規範之。除非另有說明，此報告結果僅對檢驗之樣品負責。本報告未經本公司書面許可，不可部份複製。對本報告內容或外觀之任何未經授權之變更、偽造、竄改皆屬非法，違犯者將會被依法追訴。

EX3DV4-SN:3770

April 19, 2011

## Dynamic Range f(SAR<sub>head</sub>) (TEM cell , f = 900 MHz)



Uncertainty of Linearity Assessment:  $\pm 0.6\%$  (k=2)

Certificate No: EX3-3770\_Apr11

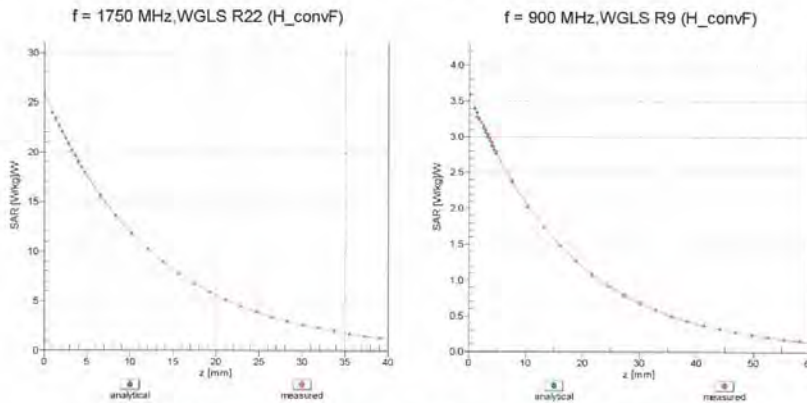
Page 9 of 11

This document is issued by the Company subject to its General Conditions of Service printed overleaf or available on request and accessible at [www.sgs.com](http://www.sgs.com). Attention is drawn to the limitations of liability, indemnification, and Jurisdictional issued defined therein. Unless otherwise stated, the results shown in this test report refer only to the sample(s) tested. This document cannot be reproduced except in full, without prior approval of Company. Any unauthorized alteration, forgery or falsification of the content or appearance of this report is unlawful and offenders may be prosecuted to the fullest extent of the law. 此報告是遵循本公司訂定之通用服務條款所製作發放，請注意此條款列印於背面，亦可在[www.sgs.com](http://www.sgs.com)中查閱。將本公司之義務，免責，管轄權皆明確規範之。除非另有說明，此報告結果僅對檢驗之樣品負責。本報告未經本公司書面許可，不可部份複製。對本報告內容或外觀之任何未經授權之變更、偽造、竄改皆屬非法，違犯者將會被依法追訴。

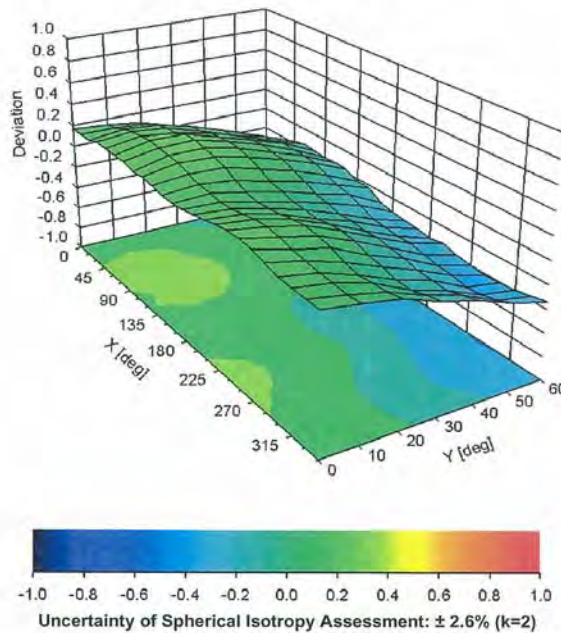
EX3DV4-SN:3770

April 19, 2011

### Conversion Factor Assessment



### Deviation from Isotropy in Liquid Error ( $\phi, \theta$ ), f = 900 MHz



This document is issued by the Company subject to its General Conditions of Service printed overleaf or available on request and accessible at [www.sgs.com](http://www.sgs.com). Attention is drawn to the limitations of liability, indemnification, and Jurisdictional issued defined therein. Unless otherwise stated, the results shown in this test report refer only to the sample(s) tested. This document cannot be reproduced except in full, without prior approval of Company. Any unauthorized alteration, forgery or falsification of the content or appearance of this report is unlawful and offenders may be prosecuted to the fullest extent of the law. 此報告是遵循本公司訂定之通用服務條款所製作發放，請注意此條款列印於背面，亦可在[www.sgs.com](http://www.sgs.com)中查閱。將本公司之義務，免責，管轄權皆明確規範之。除非另有說明，此報告結果僅對檢驗之樣品負責。本報告未經本公司書面許可，不可部份複製。對本報告內容或外觀之任何未經授權之變更、偽造、竄改皆屬非法，違犯者將會被依法追訴。

EX3DV4-SN:3770

April 19, 2011

## DASY/EASY - Parameters of Probe: EX3DV4 - SN:3770

### Other Probe Parameters

Sensor Arrangement	Triangular
Connector Angle (°)	Not applicable
Mechanical Surface Detection Mode	enabled
Optical Surface Detection Mode	disabled
Probe Overall Length	337 mm
Probe Body Diameter	10 mm
Tip Length	9 mm
Tip Diameter	2.5 mm
Probe Tip to Sensor X Calibration Point	1 mm
Probe Tip to Sensor Y Calibration Point	1 mm
Probe Tip to Sensor Z Calibration Point	1 mm
Recommended Measurement Distance from Surface	2 mm

Certificate No: EX3-3770\_Apr11

Page 11 of 11

This document is issued by the Company subject to its General Conditions of Service printed overleaf or available on request and accessible at [www.sgs.com](http://www.sgs.com). Attention is drawn to the limitations of liability, indemnification, and Jurisdictional issued defined therein. Unless otherwise stated, the results shown in this test report refer only to the sample(s) tested. This document cannot be reproduced except in full, without prior approval of Company. Any unauthorized alteration, forgery or falsification of the content or appearance of this report is unlawful and offenders may be prosecuted to the fullest extent of the law. 此報告是遵循本公司訂定之通用服務條款所製作發放，請注意此條款列印於背面，亦可在[www.sgs.com](http://www.sgs.com)中查閱。將本公司之義務，免責，管轄權皆明確規範之。除非另有說明，此報告結果僅對檢驗之樣品負責。本報告未經本公司書面許可，不可部份複製。對本報告內容或外觀之任何未經授權之變更、偽造、竄改皆屬非法，違犯者將會被依法追訴。

## 7. Uncertainty Budget

Measurement Uncertainty evaluation template for DUT SAR test								
IEEE 1528								
A	c	D	e	f	g	$h=c * f / e$	$i=c * g / e$	k
Source of Uncertainty	Tolerance/ Uncertainty %	Probability Distribution	Div	$c_i$ (1g)	$c_i$ (10g)	Standard uncertainty	Standard uncertainty	$v_i$ , or $v_{eff}$
<b>Measurement system</b>								
Probe calibration (Frequency Under 3GHz)	6%	N	1	1	1	6%	6%	$\infty$
<i>Isotropy, Axial</i>	4.7%	R	$\frac{\sqrt{3}}{3}$	1	1	2.7%	2.7%	$\infty$
<i>Isotropy, Hemispherical</i>	9.6%	R	$\frac{\sqrt{3}}{3}$	1	1	5.5%	5.5%	$\infty$
Boundary Effect	1.0%	R	$\frac{\sqrt{3}}{3}$	1	1	0.6%	0.6%	$\infty$
Linearity	4.7%	R	$\frac{\sqrt{3}}{3}$	1	1	2.7%	2.7%	$\infty$
Detection Limits	1.0%	R	$\frac{\sqrt{3}}{3}$	1	1	0.6%	0.6%	$\infty$
Readout Electronics	0.3%	N	1	1	1	0.3%	0.3%	$\infty$
Response time	0.8%	R	$\frac{\sqrt{3}}{3}$	1	1	0.5%	0.5%	$\infty$
Integration Time	2.6%	R	$\frac{\sqrt{3}}{3}$	1	1	1.5%	1.5%	$\infty$

This document is issued by the Company subject to its General Conditions of Service printed overleaf or available on request and accessible at [www.sgs.com](http://www.sgs.com). Attention is drawn to the limitations of liability, indemnification, and Jurisdictional issued defined therein. Unless otherwise stated, the results shown in this test report refer only to the sample(s) tested. This document cannot be reproduced except in full, without prior approval of Company. Any unauthorized alteration, forgery or falsification of the content or appearance of this report is unlawful and offenders may be prosecuted to the fullest extent of the law. 此報告是遵循本公司訂定之通用服務條款所製作發放，請注意此條款列印於背面，亦可在[www.sgs.com](http://www.sgs.com)中查閱。將本公司之義務，免責，管轄權皆明確規範之。除非另有說明，此報告結果僅對檢驗之樣品負責。本報告未經本公司書面許可，不可部份複製。對本報告內容或外觀之任何未經授權之變更、偽造、竄改皆屬非法，違犯者將會被依法追訴。

			3					
<i>Measurement drift (class A evaluation)</i>	1.8%	R	$\sqrt{3}$	1	1	1.0%	1.0%	$\infty$
RF ambient condition - noise	3.0%	R	$\sqrt{3}$	1	1	1.7%	1.7%	$\infty$
RF ambient conditions - reflections	3.0%	R	$\sqrt{3}$	1	1	1.7%	1.7%	$\infty$
Probe positioner Mechanical restrictions	0.4%	R	$\sqrt{3}$	1	1	0.2%	0.2%	$\infty$
Probe Positioning with respect to phantom shell	2.9%	R	$\sqrt{3}$	1	1	1.7%	1.7%	$\infty$
Post-processing	1.0%	R	$\sqrt{3}$	1	1	0.6%	0.6%	$\infty$
Max SAR Eval	1.0%	R	$\sqrt{3}$	1	1	0.6%	0.6%	$\infty$
<b>Test Sample related</b>								
Test sample positioning	2.9%	N	1	1	1	2.9%	2.9%	M-1
Device Holder Uncertainty	3.6%	N	1	1	1	3.6%	3.6%	M-1
Drift of output power	5.0%	R	$\sqrt{3}$	1	1	2.9%	2.9%	$\infty$
<b>Phantom and Setup</b>								
Phantom	4.0%	R	$\sqrt{3}$	1	1	2.3%	2.3%	$\infty$

This document is issued by the Company subject to its General Conditions of Service printed overleaf or available on request and accessible at [www.sgs.com](http://www.sgs.com). Attention is drawn to the limitations of liability, indemnification, and Jurisdictional issued defined therein. Unless otherwise stated, the results shown in this test report refer only to the sample(s) tested. This document cannot be reproduced except in full, without prior approval of Company. Any unauthorized alteration, forgery or falsification of the content or appearance of this report is unlawful and offenders may be prosecuted to the fullest extent of the law. 此報告是遵循本公司訂定之通用服務條款所製作發放，請注意此條款列印於背面，亦可在[www.sgs.com](http://www.sgs.com)中查閱。將本公司之義務，免責，管轄權皆明確規範之。除非另有說明，此報告結果僅對檢驗之樣品負責。本報告未經本公司書面許可，不可部份複製。對本報告內容或外觀之任何未經授權之變更、偽造、竄改皆屬非法，違犯者將會被依法追訴。

Uncertainty			3					
Liquid conductivity(meas.) Max at 1900 band	4.6%	N	1	0.64	0.43	2.9%	2.0%	M
Liquid permitivity(meas.) Max at 835 band	2.2%	N	1	0.6	0.49	1.3%	1.1%	M
Combined standard uncertainty		RSS				11.8%	11.6%	
Expant uncertainty (95% confidence interval), K=2						23.6%	23.2%	

This document is issued by the Company subject to its General Conditions of Service printed overleaf or available on request and accessible at [www.sgs.com](http://www.sgs.com). Attention is drawn to the limitations of liability, indemnification, and Jurisdictional issued defined therein. Unless otherwise stated, the results shown in this test report refer only to the sample(s) tested. This document cannot be reproduced except in full, without prior approval of Company. Any unauthorized alteration, forgery or falsification of the content or appearance of this report is unlawful and offenders may be prosecuted to the fullest extent of the law. 此報告是遵循本公司訂定之通用服務條款所製作發放，請注意此條款列印於背面，亦可在[www.sgs.com](http://www.sgs.com)中查閱。將本公司之義務，免責，管轄權皆明確規範之。除非另有說明，此報告結果僅對檢驗之樣品負責。本報告未經本公司書面許可，不可部份複製。對本報告內容或外觀之任何未經授權之變更、偽造、竄改皆屬非法，違犯者將會被依法追訴。



Measurement Uncertainty evaluation template for DUT SAR test  
IEEE 1528

A	c	D	e	f	g	$h=c * f / e$	$i=c * g / e$	k
Source of Uncertainty	Tolerance/ Uncertainty %	Probability Distributioin	Div	$c_i$ (1g)	$c_i$ (10g)	Standard uncertainty	Standard uncertainty	$v_i$ , or $v_{eff}$
Measurement system								
Probe calibration(under 6Ghz)	6.55%	N	1	1	1	6.55%	6.55%	$\infty$
<i>Isotropy , Axial</i>	4.70%	R	$\sqrt{3}$	1	1	2.71%	2.71%	$\infty$
<i>Isotropy, Hemispherical</i>	9.60%	R	$\sqrt{3}$	1	1	5.54%	5.54%	$\infty$
Boundary Effect	1.00%	R	$\sqrt{3}$	1	1	0.58%	0.58%	$\infty$
Linearity	4.70%	R	$\sqrt{3}$	1	1	2.71%	2.71%	$\infty$
Detection Limits	1.00%	R	$\sqrt{3}$	1	1	0.58%	0.58%	$\infty$
Readout Electronics	0.30%	N	1	1	1	0.30%	0.30%	$\infty$
Response time	0.80%	R	$\sqrt{3}$	1	1	0.46%	0.46%	$\infty$
Integration Time	2.60%	R	$\sqrt{3}$	1	1	1.50%	1.50%	$\infty$
<i>Measurement drift (class A evaluation)</i>	1.75%	R	$\sqrt{3}$	1	1	1.01%	1.01%	$\infty$
RF ambient condition - noise	3.00%	R	$\sqrt{3}$	1	1	1.73%	1.73%	$\infty$
RF ambient conditions -reflections	3.00%	R	$\sqrt{3}$	1	1	1.73%	1.73%	$\infty$

This document is issued by the Company subject to its General Conditions of Service printed overleaf or available on request and accessible at [www.sgs.com](http://www.sgs.com). Attention is drawn to the limitations of liability, indemnification, and Jurisdictional issued defined therein. Unless otherwise stated, the results shown in this test report refer only to the sample(s) tested. This document cannot be reproduced except in full, without prior approval of Company. Any unauthorized alteration, forgery or falsification of the content or appearance of this report is unlawful and offenders may be prosecuted to the fullest extent of the law. 此報告是遵循本公司訂定之通用服務條款所製作發放，請注意此條款列印於背面，亦可在[www.sgs.com](http://www.sgs.com)中查閱。將本公司之義務，免責，管轄權皆明確規範之。除非另有說明，此報告結果僅對檢驗之樣品負責。本報告未經本公司書面許可，不可部份複製。對本報告內容或外觀之任何未經授權之變更、偽造、竄改皆屬非法，違犯者將會被依法追訴。

Probe positioner Mechanical restrictions	0.40%	R	$\sqrt{3}$	1	1	0.23%	0.23%	$\infty$
Probe Positioning with respect to phantom shell	2.90%	R	$\sqrt{3}$	1	1	1.67%	1.67%	$\infty$
Post-processing	1.00%	R	$\sqrt{3}$	1	1	0.58%	0.58%	$\infty$
Max SAR Eval	1.00%	R	$\sqrt{3}$	1	1	0.58%	0.58%	$\infty$
<b>Test Sample related</b>								
Test sample positioning	2.90%	N	1	1	1	2.90%	2.90%	M-1
Device Holder Uncertainty	3.60%	N	1	1	1	3.60%	3.60%	M-1
Drift of output power	5.00%	R	$\sqrt{3}$	1	1	2.89%	2.89%	$\infty$
<b>Phantom and Setup</b>								
Phantom Uncertainty	4.00%	R	$\sqrt{3}$	1	1	2.31%	2.31%	$\infty$
Liquid conductivity(meas.) Max at 1900 band	4.60%	N	1	0.64	0.43	2.94%	1.98%	M
Liquid permitivity(meas.) Max at 835 band	2.17%	N	1	0.6	0.49	1.30%	1.06%	M
Combined standard uncertainty		RSS				12.15%	11.92%	

This document is issued by the Company subject to its General Conditions of Service printed overleaf or available on request and accessible at [www.sgs.com](http://www.sgs.com). Attention is drawn to the limitations of liability, indemnification, and Jurisdictional issued defined therein. Unless otherwise stated, the results shown in this test report refer only to the sample(s) tested. This document cannot be reproduced except in full, without prior approval of Company. Any unauthorized alteration, forgery or falsification of the content or appearance of this report is unlawful and offenders may be prosecuted to the fullest extent of the law. 此報告是遵循本公司訂定之通用服務條款所製作發放，請注意此條款列印於背面，亦可在[www.sgs.com](http://www.sgs.com)中查閱。將本公司之義務，免責，管轄權皆明確規範之。除非另有說明，此報告結果僅對檢驗之樣品負責。本報告未經本公司書面許可，不可部份複製。對本報告內容或外觀之任何未經授權之變更、偽造、竄改皆屬非法，違犯者將會被依法追訴。

Expant uncertainty (95% confidence interval), K=2						24.29%	23.85%	
---	--	--	--	--	--	--------	--------	--

This document is issued by the Company subject to its General Conditions of Service printed overleaf or available on request and accessible at [www.sgs.com](http://www.sgs.com). Attention is drawn to the limitations of liability, indemnification, and Jurisdictional issued defined therein. Unless otherwise stated, the results shown in this test report refer only to the sample(s) tested. This document cannot be reproduced except in full, without prior approval of Company. Any unauthorized alteration, forgery or falsification of the content or appearance of this report is unlawful and offenders may be prosecuted to the fullest extent of the law. 此報告是遵循本公司訂定之通用服務條款所製作發放，請注意此條款列印於背面，亦可在[www.sgs.com](http://www.sgs.com)中查閱。將本公司之義務，免責，管轄權皆明確規範之。除非另有說明，此報告結果僅對檢驗之樣品負責。本報告未經本公司書面許可，不可部份複製。對本報告內容或外觀之任何未經授權之變更、偽造、竄改皆屬非法，違犯者將會被依法追訴。

## 8. Phantom description

Scheidt & Partner Engineering AG Zeughausstrasse 43, 8004 Zurich, Switzerland Phone +41 1 245 9700, Fax +41 1 245 9779 info@speg.com, http://www.speg.com		<b>s p e e g</b>	
<b>Certificate of Conformity / First Article Inspection</b>			
Item	SAM Twin Phantom V4.0		
Type No	QD 000 P40 C		
Series No	TP-1150 and higher		
Manufacturer	SPEAG Zeughausstrasse 43 CH-8004 Zurich Switzerland		
<b>Tests</b> The series production process used allows the limitation to test of first articles. Complete tests were made on the pre-series Type No. QD 000 P40 AA, Serial No. TP-1001 and on the series first article Type No. QD 000 P40 BA, Serial No. TP-1006. Certain parameters have been retested using further series items (called samples) or are tested at each item.			
<b>Test</b>	<b>Requirement</b>	<b>Details</b>	<b>Units tested</b>
Dimensions	Compliant with the geometry according to the CAD model.	IT'IS CAD File (*)	First article, Samples
Material thickness of shell	Compliant with the requirements according to the standards	2mm +/- 0.2mm in flat and specific areas of head section	First article, Samples, TP-1314 ff.
Material thickness at ERP	Compliant with the requirements according to the standards	6mm +/- 0.2mm at ERP	First article, All items
Material parameters	Dielectric parameters for required frequencies	300 MHz – 6 GHz: Relative permittivity < 5, Loss tangent < 0.05	Material samples
Material resistivity	The material has been tested to be compatible with the liquids defined in the standards if handled and cleaned according to the instructions. Observe technical Note for material compatibility.	DEGMBE based simulating liquids	Pra-series, First article, Material samples
Sagging	Compliant with the requirements according to the standards. Sagging of the flat section when filled with tissue simulating liquid.	< 1% typical < 0.8% if filled with 156mm of HSL900 and without DUT below	Prototypes, Sample testing
<b>Standards</b> [1] CENELEC EN 50361 [2] IEEE Std 1528-2003 [3] IEC 62209 Part 1 [4] FCC OET Bulletin 65, Supplement C, Edition 01-01 (*) The IT'IS CAD file is derived from [2] and is also within the tolerance requirements of the shapes of the other documents.			
<b>Conformity</b> Based on the sample tests above, we certify that this item is in compliance with the uncertainty requirements of SAR measurements specified in standards [1] to [4].			
Date	07.07.2005	<b>s p e e g</b>	
Signature / Stamp		Scheidt & Partner Engineering AG Zeughausstrasse 43, 8004 Zurich, Switzerland Phone +41 1 245 9700, Fax +41 1 245 9779 info@speg.com, http://www.speg.com	
Doc No 861 - QD 000 P40 C - F		Page (1)	

This document is issued by the Company subject to its General Conditions of Service printed overleaf or available on request and accessible at [www.sgs.com](http://www.sgs.com). Attention is drawn to the limitations of liability, indemnification, and Jurisdictional issued defined therein. Unless otherwise stated, the results shown in this test report refer only to the sample(s) tested. This document cannot be reproduced except in full, without prior approval of Company. Any unauthorized alteration, forgery or falsification of the content or appearance of this report is unlawful and offenders may be prosecuted to the fullest extent of the law. 此報告是遵循本公司訂定之通用服務條款所製作發放，請注意此條款列印於背面，亦可在[www.sgs.com](http://www.sgs.com)中查閱。將本公司之義務，免責，管轄權皆明確規範之。除非另有說明，此報告結果僅對檢驗之樣品負責。本報告未經本公司書面許可，不可部份複製。對本報告內容或外觀之任何未經授權之變更、偽造、篡改皆屬非法，違犯者將會被依法追訴。

## 9. System Validation from Original equipment supplier

**Calibration Laboratory of  
Schmid & Partner  
Engineering AG**  
Zeughausstrasse 43, 8004 Zurich, Switzerland



**S** Schweizerischer Kalibrierdienst  
**C** Service suisse d'étalonnage  
**S** Servizio svizzero di taratura  
**S** Swiss Calibration Service

Accredited by the Swiss Accreditation Service (SAS)  
The Swiss Accreditation Service is one of the signatories to the EA  
Multilateral Agreement for the recognition of calibration certificates

Accreditation No.: **SCS 108**

Client **SGS-TW (Auden)**

Certificate No: **D835V2-4d063\_May11**

### CALIBRATION CERTIFICATE

Object: **D835V2 - SN: 4d063**

Calibration procedure(s): **QA CAL-05.v8  
Calibration procedure for dipole validation kits above 700 MHz**

Calibration date: **May 25, 2011**

This calibration certificate documents the traceability to national standards, which realize the physical units of measurements (SI).  
The measurements and the uncertainties with confidence probability are given on the following pages and are part of the certificate.

All calibrations have been conducted in the closed laboratory facility: environment temperature (22 ± 3)°C and humidity < 70%.

Calibration Equipment used (M&TE critical for calibration)

Primary Standards	ID #	Cal Date (Certificate No.)	Scheduled Calibration
Power meter EPM-442A	GB37480704	06-Oct-10 (No. 217-01266)	Oct-11
Power sensor HP 8481A	US37292783	06-Oct-10 (No. 217-01266)	Oct-11
Reference 20 dB Attenuator	SN: S5086 (20b)	29-Mar-11 (No. 217-01367)	Apr-12
Type-N mismatch combination	SN: 5047.2 / 06327	29-Mar-11 (No. 217-01371)	Apr-12
Reference Probe ES3DV3	SN: 3205	29-Apr-11 (No. ES3-3205_Apr11)	Apr-12
DAE4	SN: 601	10-Jun-10 (No. DAE4-601_Jun10)	Jun-11
Secondary Standards	ID #	Check Date (in house)	Scheduled Check
Power sensor HP 8481A	MY41092317	18-Oct-02 (in house check Oct-09)	In house check: Oct-11
RF generator R&S SMT-06	100005	4-Aug-99 (in house check Oct-09)	In house check: Oct-11
Network Analyzer HP 8753E	US37390585 S4208	18-Oct-01 (in house check Oct-10)	In house check: Oct-11

Calibrated by: **Claudio Leubler** (Name), **Laboratory Technician** (Function), *[Signature]* (Signature)

Approved by: **Katja Pokovic** (Name), **Technical Manager** (Function), *[Signature]* (Signature)

Issued: May 25, 2011

This calibration certificate shall not be reproduced except in full without written approval of the laboratory.

Certificate No: D835V2-4d063\_May11

Page 1 of 8

This document is issued by the Company subject to its General Conditions of Service printed overleaf or available on request and accessible at [www.sgs.com](http://www.sgs.com). Attention is drawn to the limitations of liability, indemnification, and Jurisdictional issued defined therein. Unless otherwise stated, the results shown in this test report refer only to the sample(s) tested. This document cannot be reproduced except in full, without prior approval of Company. Any unauthorized alteration, forgery or falsification of the content or appearance of this report is unlawful and offenders may be prosecuted to the fullest extent of the law. 此報告是遵循本公司訂定之通用服務條款所製作發放，請注意此條款列印於背面，亦可在[www.sgs.com](http://www.sgs.com)中查閱。將本公司之義務，免責，管轄權皆明確規範之。除非另有說明，此報告結果僅對檢驗之樣品負責。本報告未經本公司書面許可，不可部份複製。對本報告內容或外觀之任何未經授權之變更、偽造、竄改皆屬非法，違犯者將會被依法追訴。

**DASY5 Validation Report for Head TSL**

Date: 25.05.2011

Test Laboratory: SPEAG, Zurich, Switzerland

**DUT: Dipole 835 MHz; Type: D835V2; Serial: D835V2 - SN: 4d063**

Communication System: CW; Frequency: 835 MHz; Duty Cycle: 1:1

Medium: HSL900

Medium parameters used:  $f = 835$  MHz;  $\sigma = 0.88$  mho/m;  $\epsilon_r = 40.4$ ;  $\rho = 1000$  kg/m<sup>3</sup>

Phantom section: Flat Section

Measurement Standard: DASY5 (IEEE/IEC/ANSI C63.19-2007)

DASY5 Configuration:

- Probe: ES3DV3 - SN3205; ConvF(6.07, 6.07, 6.07); Calibrated: 29.04.2011
- Sensor-Surface: 3mm (Mechanical Surface Detection)
- Electronics: DAE4 Sn601; Calibrated: 10.06.2010
- Phantom: Flat Phantom 4.9L; Type: QD000P49AA; Serial: 1001
- Measurement SW: DASY52, V52.6.2 Build (424)
- Postprocessing SW: SEMCAD X, V14.4.4 Build (2829)

**Dipole Calibration for Head Tissue/Pin=250 mW, d=15mm/Cube 0:**

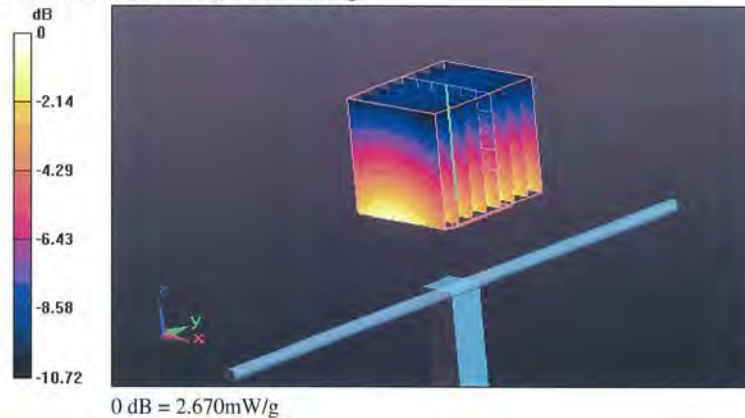
Measurement grid: dx=5mm, dy=5mm, dz=5mm

Reference Value = 56.554 V/m; Power Drift = 0.03 dB

Peak SAR (extrapolated) = 3.427 W/kg

**SAR(1 g) = 2.31 mW/g; SAR(10 g) = 1.52 mW/g**

Maximum value of SAR (measured) = 2.669 mW/g



**DASY5 Validation Report for Body TSL**

Date: 25.05.2011

Test Laboratory: SPEAG, Zurich, Switzerland

**DUT: Dipole 835 MHz; Type: D835V2; Serial: D835V2 - SN: 4d063**

Communication System: CW; Frequency: 835 MHz; Duty Cycle: 1:1

Medium: MSL900

Medium parameters used:  $f = 835 \text{ MHz}$ ;  $\sigma = 1 \text{ mho/m}$ ;  $\epsilon_r = 53.9$ ;  $\rho = 1000 \text{ kg/m}^3$

Phantom section: Flat Section

Measurement Standard: DASY5 (IEEE/IEC/ANSI C63.19-2007)

DASY5 Configuration:

- Probe: ES3DV3 - SN3205; ConvF(6.02, 6.02, 6.02); Calibrated: 29.04.2011
- Sensor-Surface: 3mm (Mechanical Surface Detection)
- Electronics: DAE4 Sn601; Calibrated: 10.06.2010
- Phantom: Flat Phantom 4.9L; Type: QD000P49AA; Serial: 1001
- Measurement SW: DASY52, V52.6.2 Build (424)
- Postprocessing SW: SEMCAD X, V14.4.4 Build (2829)

**Dipole Calibration for Body Tissue/Pin=250 mW, d=15mm/Cube 0:**

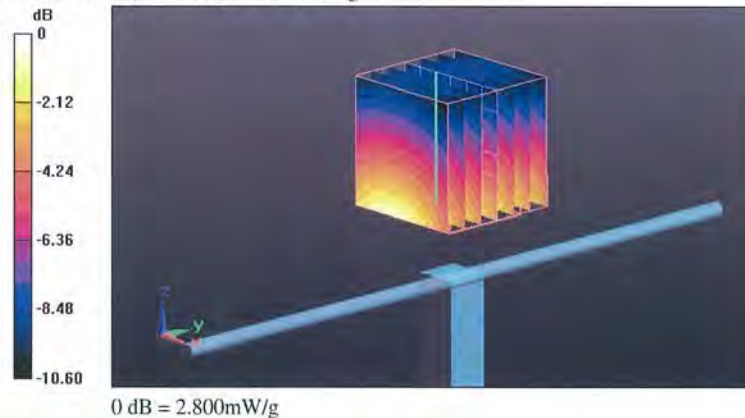
Measurement grid:  $dx=5\text{mm}$ ,  $dy=5\text{mm}$ ,  $dz=5\text{mm}$

Reference Value = 54.297 V/m; Power Drift = 0.06 dB

Peak SAR (extrapolated) = 3.530 W/kg

**SAR(1 g) = 2.43 mW/g; SAR(10 g) = 1.6 mW/g**

Maximum value of SAR (measured) = 2.804 mW/g



**Calibration Laboratory of  
Schmid & Partner  
Engineering AG**  
Zeughausstrasse 43, 8004 Zurich, Switzerland



**S** Schweizerischer Kalibrierdienst  
**S** Service suisse d'étalonnage  
**C** Servizio svizzero di taratura  
**S** Swiss Calibration Service

Accredited by the Swiss Accreditation Service (SAS)  
The Swiss Accreditation Service is one of the signatories to the EA  
Multilateral Agreement for the recognition of calibration certificates

Accreditation No.: **SCS 108**

Client **SGS-TW (Auden)**

Certificate No: **D1750V2-1008\_May11**

### CALIBRATION CERTIFICATE

Object: **D1750V2 - SN: 1008**

Calibration procedure(s): **QA CAL-05.v8  
Calibration procedure for dipole validation kits above 700 MHz**

Calibration date: **May 24, 2011**

This calibration certificate documents the traceability to national standards, which realize the physical units of measurements (SI).  
The measurements and the uncertainties with confidence probability are given on the following pages and are part of the certificate.

All calibrations have been conducted in the closed laboratory facility: environment temperature (22 ± 3)°C and humidity < 70%.

Calibration Equipment used (M&TE critical for calibration)

Primary Standards	ID #	Cal Date (Certificate No.)	Scheduled Calibration
Power meter EPM-442A	GB37480704	06-Oct-10 (No. 217-01266)	Oct-11
Power sensor HP 8481A	US37292783	06-Oct-10 (No. 217-01266)	Oct-11
Reference 20 dB Attenuator	SN: S5086 (20b)	29-Mar-11 (No. 217-01367)	Apr-12
Type-N mismatch combination	SN: 5047.2 / 06327	29-Mar-11 (No. 217-01371)	Apr-12
Reference Probe ES3DV3	SN: 3205	29-Apr-11 (No. ES3-3205_Apr11)	Apr-12
DAE4	SN: 601	10-Jun-10 (No. DAE4-601_Jun10)	Jun-11
Secondary Standards	ID #	Check Date (in house)	Scheduled Check
Power sensor HP 8481A	MY41092317	18-Oct-02 (in house check Oct-09)	In house check: Oct-11
RF generator R&S SMT-06	100005	4-Aug-99 (in house check Oct-09)	In house check: Oct-11
Network Analyzer HP 8753E	US37390585 S4206	18-Oct-01 (in house check Oct-10)	In house check: Oct-11

Calibrated by: **Claudio Leubler** (Name) / **Laboratory Technician** (Function) / *[Signature]* (Signature)

Approved by: **Katja Pokovic** (Name) / **Technical Manager** (Function) / *[Signature]* (Signature)

Issued: May 24, 2011

This calibration certificate shall not be reproduced except in full without written approval of the laboratory.

Certificate No: D1750V2-1008\_May11

Page 1 of 8

This document is issued by the Company subject to its General Conditions of Service printed overleaf or available on request and accessible at [www.sgs.com](http://www.sgs.com). Attention is drawn to the limitations of liability, indemnification, and Jurisdictional issued defined therein. Unless otherwise stated, the results shown in this test report refer only to the sample(s) tested. This document cannot be reproduced except in full, without prior approval of Company. Any unauthorized alteration, forgery or falsification of the content or appearance of this report is unlawful and offenders may be prosecuted to the fullest extent of the law. 此報告是遵循本公司訂定之通用服務條款所製作發放，請注意此條款列印於背面，亦可在[www.sgs.com](http://www.sgs.com)中查閱。將本公司之義務，免責，管轄權皆明確規範之。除非另有說明，此報告結果僅對檢驗之樣品負責。本報告未經本公司書面許可，不可部份複製。對本報告內容或外觀之任何未經授權之變更、偽造、竄改皆屬非法，違犯者將會被依法追訴。



## DASY5 Validation Report for Head TSL

Date: 24.05.2011

Test Laboratory: SPEAG, Zurich, Switzerland

**DUT: Dipole 1750 MHz; Type: D1750V2; Serial: D1750V2 - SN: 1008**

Communication System: CW; Frequency: 1750 MHz; Duty Cycle: 1:1

Medium: HSL U12 BB

Medium parameters used:  $f = 1750$  MHz;  $\sigma = 1.34$  mho/m;  $\epsilon_r = 39.4$ ;  $\rho = 1000$  kg/m<sup>3</sup>

Phantom section: Flat Section

Measurement Standard: DASY5 (IEEE/IEC/ANSI C63.19-2007)

DASY5 Configuration:

- Probe: ES3DV3 - SN3205; ConvF(5.22, 5.22, 5.22); Calibrated: 29.04.2011
- Sensor-Surface: 3mm (Mechanical Surface Detection)
- Electronics: DAE4 Sn601; Calibrated: 10.06.2010
- Phantom: Flat Phantom 5.0 (front); Type: QD000P50AA; Serial: 1001
- Measurement SW: DASY52, V52.6.2 Build (424)
- Postprocessing SW: SEMCAD X, V14.4.4 Build (2829)

### Dipole Calibration for Head Tissue/Pin=250 mW, d=10mm/Cube 0:


Measurement grid: dx=5mm, dy=5mm, dz=5mm

Reference Value = 91.240 V/m; Power Drift = 0.05 dB

Peak SAR (extrapolated) = 15.901 W/kg

**SAR(1 g) = 8.89 mW/g; SAR(10 g) = 4.73 mW/g**

Maximum value of SAR (measured) = 11.000 mW/g



## DASY5 Validation Report for Body TSL

Date: 24.05.2011

Test Laboratory: SPEAG, Zurich, Switzerland

**DUT: Dipole 1750 MHz; Type: D1750V2; Serial: D1750V2 - SN: 1008**

Communication System: CW; Frequency: 1750 MHz; Duty Cycle: 1:1

Medium: MSL U12 BB

Medium parameters used:  $f = 1750$  MHz;  $\sigma = 1.44$  mho/m;  $\epsilon_r = 52.3$ ;  $\rho = 1000$  kg/m<sup>3</sup>

Phantom section: Flat Section

Measurement Standard: DASY5 (IEEE/IEC/ANSI C63.19-2007)

DASY5 Configuration:

- Probe: ES3DV3 - SN3205; ConvF(4.85, 4.85, 4.85); Calibrated: 29.04.2011
- Sensor-Surface: 3mm (Mechanical Surface Detection)
- Electronics: DAE4 Sn601; Calibrated: 10.06.2010
- Phantom: Flat Phantom 5.0 (back); Type: QD000P50AA; Serial: 1002
- Measurement SW: DASY52, V52.6.2 Build (424)
- Postprocessing SW: SEMCAD X, V14.4.4 Build (2829)

### Dipole Calibration for Body Tissue/Pin=250 mW, d=10mm/Cube 0:


Measurement grid: dx=5mm, dy=5mm, dz=5mm

Reference Value = 92.611 V/m; Power Drift = 0.01 dB

Peak SAR (extrapolated) = 15.724 W/kg

**SAR(1 g) = 9.04 mW/g; SAR(10 g) = 4.82 mW/g**

Maximum value of SAR (measured) = 11.315 mW/g



**Calibration Laboratory of  
Schmid & Partner  
Engineering AG**  
Zeughausstrasse 43, 8004 Zurich, Switzerland



**S** Schweizerischer Kalibrierdienst  
**S** Service suisse d'étalonnage  
**C** Servizio svizzero di taratura  
**S** Swiss Calibration Service

Accredited by the Swiss Accreditation Service (SAS)  
The Swiss Accreditation Service is one of the signatories to the EA  
Multilateral Agreement for the recognition of calibration certificates

Accreditation No.: **SCS 108**

Client **SGS TW (Auden)**

Certificate No: **D1900V2-5d027\_Apr11**

### CALIBRATION CERTIFICATE

Object **D1900V2 - SN: 5d027**

Calibration procedure(s) **QA CAL-05.v8  
Calibration procedure for dipole validation kits**


Calibration date: **April 19, 2011**


This calibration certificate documents the traceability to national standards, which realize the physical units of measurements (SI).  
The measurements and the uncertainties with confidence probability are given on the following pages and are part of the certificate.

All calibrations have been conducted in the closed laboratory facility: environment temperature (22 ± 3)°C and humidity < 70%.

Calibration Equipment used (M&TE critical for calibration)

Primary Standards	ID #	Cal Date (Certificate No.)	Scheduled Calibration
Power meter EPM-442A	GB37480704	06-Oct-10 (No. 217-01266)	Oct-11
Power sensor HP 8481A	US37292783	06-Oct-10 (No. 217-01266)	Oct-11
Reference 20 dB Attenuator	SN: 5086 (20g)	29-Mar-11 (No. 217-01368)	Apr-12
Type-N mismatch combination	SN: 5047.2 / 06327	29-Mar-11 (No. 217-01371)	Apr-12
Reference Probe ES3DV3	SN: 3205	30-Apr-10 (No. ES3-3205_Apr10)	Apr-11
DAE4	SN: 601	10-Jun-10 (No. DAE4-601_Jun10)	Jun-11
Secondary Standards	ID #	Check Date (in house)	Scheduled Check
Power sensor HP 8481A	MY41092317	18-Oct-02 (in house check Oct-09)	In house check: Oct-11
RF generator R&S SMT-06	100005	4-Aug-99 (in house check Oct-09)	In house check: Oct-11
Network Analyzer HP 8753E	US37390585 S4206	18-Oct-01 (in house check Oct-10)	In house check: Oct-11

Calibrated by: **Name** Claudio Leubler **Function** Laboratory Technician **Signature** 

Approved by: **Name** Katja Pokovic **Function** Technical Manager **Signature** 

Issued: April 19, 2011

This calibration certificate shall not be reproduced except in full without written approval of the laboratory.

Certificate No: D1900V2-5d027\_Apr11

Page 1 of 9

This document is issued by the Company subject to its General Conditions of Service printed overleaf or available on request and accessible at [www.sgs.com](http://www.sgs.com). Attention is drawn to the limitations of liability, indemnification, and Jurisdictional issued defined therein. Unless otherwise stated, the results shown in this test report refer only to the sample(s) tested. This document cannot be reproduced except in full, without prior approval of Company. Any unauthorized alteration, forgery or falsification of the content or appearance of this report is unlawful and offenders may be prosecuted to the fullest extent of the law. 此報告是遵循本公司訂定之通用服務條款所製作發放，請注意此條款列印於背面，亦可在[www.sgs.com](http://www.sgs.com)中查閱。將本公司之義務，免責，管轄權皆明確規範之。除非另有說明，此報告結果僅對檢驗之樣品負責。本報告未經本公司書面許可，不可部份複製。對本報告內容或外觀之任何未經授權之變更、偽造、竄改皆屬非法，違犯者將會被依法追訴。

**DASY5 Validation Report for Head TSL**

Date/Time: 18.04.2011 15:27:22

Test Laboratory: SPEAG, Zurich, Switzerland

**DUT: Dipole 1900 MHz; Type: D1900V2; Serial: D1900V2 - SN:5d027**


Communication System: CW; Frequency: 1900 MHz; Duty Cycle: 1:1  
Medium: HSL U12 BB  
Medium parameters used:  $f = 1900 \text{ MHz}$ ;  $\sigma = 1.41 \text{ mho/m}$ ;  $\epsilon_r = 39$ ;  $\rho = 1000 \text{ kg/m}^3$   
Phantom section: Flat Section  
Measurement Standard: DASY5 (IEEE/IEC/ANSI C63.19-2007)

**DASY5 Configuration:**

- Probe: ES3DV3 - SN3205; ConvF(5.09, 5.09, 5.09); Calibrated: 30.04.2010
- Sensor-Surface: 3mm (Mechanical Surface Detection)
- Electronics: DAE4 Sn601; Calibrated: 10.06.2010
- Phantom: Flat Phantom 5.0 (front); Type: QD000P50AA; Serial: 1001
- Measurement SW: DASY52, V52.6.2 Build (424)
- Postprocessing SW: SEMCAD X, V14.4.2 Build (2829)

**Pin=250 mW, Cube 0:**

Measurement grid:  $dx=5\text{mm}$ ,  $dy=5\text{mm}$ ,  $dz=5\text{mm}$   
Reference Value = 97.235 V/m; Power Drift = 0.05 dB  
Peak SAR (extrapolated) = 18.650 W/kg  
**SAR(1 g) = 10.1 mW/g; SAR(10 g) = 5.26 mW/g**  
Maximum value of SAR (measured) = 12.424 mW/g



**DASY5 Validation Report for Body TSL**

Date/Time: 19.04.2011 12:53:51

Test Laboratory: SPEAG, Zurich, Switzerland

**DUT: Dipole 1900 MHz; Type: D1900V2; Serial: D1900V2 - SN:5d027**

Communication System: CW; Frequency: 1900 MHz; Duty Cycle: 1:1

Medium: MSL U12 BB

Medium parameters used:  $f = 1900 \text{ MHz}$ ;  $\sigma = 1.52 \text{ mho/m}$ ;  $\epsilon_r = 51.1$ ;  $\rho = 1000 \text{ kg/m}^3$

Phantom section: Flat Section

Measurement Standard: DASY5 (IEEE/IEC/ANSI C63.19-2007)

**DASY5 Configuration:**

- Probe: ES3DV3 - SN3205; ConvF(4.59, 4.59, 4.59); Calibrated: 30.04.2010
- Sensor-Surface: 3mm (Mechanical Surface Detection)
- Electronics: DAE4 Sn601; Calibrated: 10.06.2010
- Phantom: Flat Phantom 5.0 (back); Type: QD000P50AA; Serial: 1002
- Measurement SW: DASY52, V52.6.2 Build (424)
- Postprocessing SW: SEMCAD X, V14.4.2 Build (2829)

**Pin=250 mW, Cube 0:**

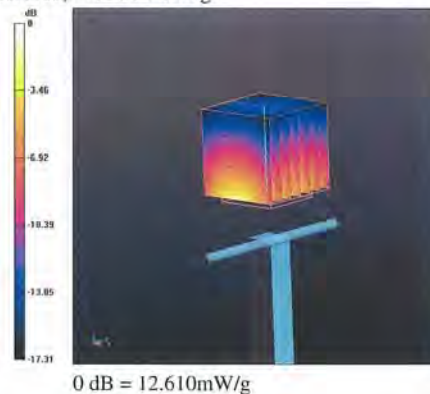
Measurement grid:  $dx=5\text{mm}$ ,  $dy=5\text{mm}$ ,  $dz=5\text{mm}$

Reference Value = 96.170 V/m; Power Drift = 0.01 dB

Peak SAR (extrapolated) = 17.156 W/kg

**SAR(1 g) = 9.93 mW/g; SAR(10 g) = 5.18 mW/g**

Maximum value of SAR (measured) = 12.615 mW/g



**Calibration Laboratory of  
Schmid & Partner  
Engineering AG**  
Zeughausstrasse 43, 8004 Zurich, Switzerland



**S** Schweizerischer Kalibrierdienst  
**S** Service suisse d'étalonnage  
**C** Servizio svizzero di taratura  
**S** Swiss Calibration Service

Accredited by the Swiss Accreditation Service (SAS)  
The Swiss Accreditation Service is one of the signatories to the EA  
Multilateral Agreement for the recognition of calibration certificates

Accreditation No.: **SCS 108**

Client **SGS TW (Auden)**

Certificate No: **D2450V2- 727\_Apr11**

## CALIBRATION CERTIFICATE

Object: **D2450V2 - SN: 727**

Calibration procedure(s): **QA CAL-05.v8  
Calibration procedure for dipole validation kits**

Calibration date: **April 19, 2011**

This calibration certificate documents the traceability to national standards, which realize the physical units of measurements (SI).  
The measurements and the uncertainties with confidence probability are given on the following pages and are part of the certificate.

All calibrations have been conducted in the closed laboratory facility: environment temperature (22 ± 3)°C and humidity < 70%.

Calibration Equipment used (M&TE critical for calibration)

Primary Standards	ID #	Cal Date (Certificate No.)	Scheduled Calibration
Power meter EPM-442A	GB37480704	06-Oct-10 (No. 217-01266)	Oct-11
Power sensor HP 8481A	US37292783	06-Oct-10 (No. 217-01266)	Oct-11
Reference 20 dB Attenuator	SN: 5086 (20g)	29-Mar-11 (No. 217-01368)	Apr-12
Type-N mismatch combination	SN: 5047.2 / 06327	29-Mar-11 (No. 217-01371)	Apr-12
Reference Probe ES3DV3	SN: 3205	30-Apr-10 (No. ES3-3205_Apr10)	Apr-11
DAE4	SN: 601	10-Jun-10 (No. DAE4-601_Jun10)	Jun-11
Secondary Standards	ID #	Check Date (in house)	Scheduled Check
Power sensor HP 8481A	MY41092317	18-Oct-02 (in house check Oct-09)	In house check: Oct-11
RF generator R&S SMT-06	100005	4-Aug-99 (in house check Oct-09)	In house check: Oct-11
Network Analyzer HP 8753E	US37390585 S4206	18-Oct-01 (in house check Oct-10)	In house check: Oct-11

Calibrated by:	Name	Function	Signature
	Claudio Leubler	Laboratory Technician	
Approved by:	Name	Function	Signature
	Katja Pokovic	Technical Manager	

Issued: April 19, 2011

This calibration certificate shall not be reproduced except in full without written approval of the laboratory.

This document is issued by the Company subject to its General Conditions of Service printed overleaf or available on request and accessible at [www.sgs.com](http://www.sgs.com). Attention is drawn to the limitations of liability, indemnification, and Jurisdictional issued defined therein. Unless otherwise stated, the results shown in this test report refer only to the sample(s) tested. This document cannot be reproduced except in full, without prior approval of Company. Any unauthorized alteration, forgery or falsification of the content or appearance of this report is unlawful and offenders may be prosecuted to the fullest extent of the law. 此報告是遵循本公司訂定之通用服務條款所製作發放，請注意此條款列印於背面，亦可在[www.sgs.com](http://www.sgs.com)中查閱。將本公司之義務，免責，管轄權皆明確規範之。除非另有說明，此報告結果僅對檢驗之樣品負責。本報告未經本公司書面許可，不可部份複製。對本報告內容或外觀之任何未經授權之變更、偽造、竄改皆屬非法，違犯者將會被依法追訴。

**DASY5 Validation Report for Head TSL**

Date/Time: 18.04.2011 16:55:19

Test Laboratory: SPEAG, Zurich, Switzerland

**DUT: Dipole 2450 MHz; Type: D2450V2; Serial: D2450V2 - SN:727**

Communication System: CW; Frequency: 2450 MHz; Duty Cycle: 1:1

Medium: HSL U12 BB

Medium parameters used:  $f = 2450$  MHz;  $\sigma = 1.74$  mho/m;  $\epsilon_r = 38.6$ ;  $\rho = 1000$  kg/m<sup>3</sup>

Phantom section: Flat Section

Measurement Standard: DASY5 (IEEE/IEC/ANSI C63.19-2007)

DASY5 Configuration:

- Probe: ES3DV3 - SN3205; ConvF(4.53, 4.53, 4.53); Calibrated: 30.04.2010
- Sensor-Surface: 3mm (Mechanical Surface Detection)
- Electronics: DAE4 Sn601; Calibrated: 10.06.2010
- Phantom: Flat Phantom 5.0 (front); Type: QD000P50AA; Serial: 1001
- Measurement SW: DASY52, V52.6.2 Build (424)
- Postprocessing SW: SEMCAD X, V14.4.2 Build (2829)

**Pin=250 mW, Cube 0:**

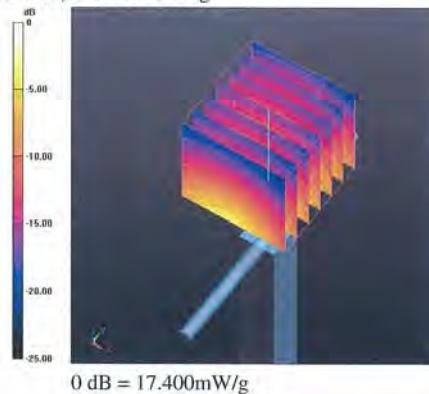
Measurement grid: dx=5mm, dy=5mm, dz=5mm

Reference Value = 103.6 V/m; Power Drift = 0.04 dB

Peak SAR (extrapolated) = 27.919 W/kg

**SAR(1 g) = 13.7 mW/g; SAR(10 g) = 6.39 mW/g**

Maximum value of SAR (measured) = 17.401 mW/g



**DASY5 Validation Report for Body TSL**

Date/Time: 19.04.2011 14:37:11

Test Laboratory: SPEAG, Zurich, Switzerland

**DUT: Dipole 2450 MHz; Type: D2450V2; Serial: D2450V2 - SN:727**

Communication System: CW; Frequency: 2450 MHz; Duty Cycle: 1:1

Medium: MSL U12 BB

Medium parameters used:  $f = 2450 \text{ MHz}$ ;  $\sigma = 1.91 \text{ mho/m}$ ;  $\epsilon_r = 50.6$ ;  $\rho = 1000 \text{ kg/m}^3$

Phantom section: Flat Section

Measurement Standard: DASY5 (IEEE/IEC/ANSI C63.19-2007)

**DASY5 Configuration:**

- Probe: ES3DV3 - SN3205; ConvF(4.31, 4.31, 4.31); Calibrated: 30.04.2010
- Sensor-Surface: 3mm (Mechanical Surface Detection)
- Electronics: DAE4 Sn601; Calibrated: 10.06.2010
- Phantom: Flat Phantom 5.0 (back); Type: QD000P50AA; Serial: 1002
- Measurement SW: DASY52, V52.6.2 Build (424)
- Postprocessing SW: SEMCAD X, V14.4.2 Build (2829)

**Pin=250 mW, Cube 0:**


Measurement grid:  $dx=5\text{mm}$ ,  $dy=5\text{mm}$ ,  $dz=5\text{mm}$

Reference Value = 96.949 V/m; Power Drift = -0.04 dB

Peak SAR (extrapolated) = 26.888 W/kg

**SAR(1 g) = 12.7 mW/g; SAR(10 g) = 5.84 mW/g**

Maximum value of SAR (measured) = 16.794 mW/g



0 dB = 16.790mW/g



**Calibration Laboratory of  
Schmid & Partner  
Engineering AG**  
Zeughausstrasse 43, 8004 Zurich, Switzerland



**S** Schweizerischer Kalibrierdienst  
**C** Service suisse d'étalonnage  
**S** Servizio svizzero di taratura  
**S** Swiss Calibration Service



Accredited by the Swiss Accreditation Service (SAS)  
The Swiss Accreditation Service is one of the signatories to the EA  
Multilateral Agreement for the recognition of calibration certificates

Accreditation No.: **SCS 108**

Client **SGS-TW (Auden)**

Certificate No: **D5GHZV2-1023\_Jan11**

## CALIBRATION CERTIFICATE

Object	D5GHZV2 - SN: 1023		
Calibration procedure(s)	QA CAL-22.v1 Calibration procedure for dipole validation kits between 3-6 GHz		
Calibration date:	January 19, 2011		
<p>This calibration certificate documents the traceability to national standards, which realize the physical units of measurements (SI). The measurements and the uncertainties with confidence probability are given on the following pages and are part of the certificate.</p> <p>All calibrations have been conducted in the closed laboratory facility: environment temperature (22 ± 3)°C and humidity &lt; 70%.</p> <p>Calibration Equipment used (M&amp;TE critical for calibration)</p>			
Primary Standards	ID #	Cal Date (Certificate No.)	Scheduled Calibration
Power meter EPM-442A	GB37480704	06-Oct-10 (No. 217-01266)	Oct-11
Power sensor HP 8481A	US37292783	06-Oct-10 (No. 217-01266)	Oct-11
Reference 20 dB Attenuator	SN: 5086 (20g)	30-Mar-10 (No. 217-01158)	Mar-11
Type-N mismatch combination	SN: 5047.2 / 06327	30-Mar-10 (No. 217-01162)	Mar-11
Reference Probe EX3DV4	SN: 3503	05-Mar-10 (No. EX3-3503_Mar10)	Mar-11
DAE4	SN: 601	10-Jun-10 (No. DAE4-601_Jun10)	Jun-11
Secondary Standards	ID #	Check Date (in house)	Scheduled Check
Power sensor HP 8481A	MY41092317	18-Oct-02 (in house check Oct-09)	In house check: Oct-11
RF generator R&S SMT-06	100005	4-Aug-99 (in house check Oct-09)	In house check: Oct-11
Network Analyzer HP 8753E	US37390585 S4206	18-Oct-01 (in house check Oct-10)	In house check: Oct-11
Calibrated by:	Name Dimce Iliev	Function Laboratory Technician	Signature 
Approved by:	Name Katja Pokovic	Function Technical Manager	Signature 
			Issued: January 20, 2011
This calibration certificate shall not be reproduced except in full without written approval of the laboratory.			

Certificate No: D5GHZV2-1023\_Jan11

Page 1 of 8

This document is issued by the Company subject to its General Conditions of Service printed overleaf or available on request and accessible at [www.sgs.com](http://www.sgs.com). Attention is drawn to the limitations of liability, indemnification, and Jurisdictional issued defined therein. Unless otherwise stated, the results shown in this test report refer only to the sample(s) tested. This document cannot be reproduced except in full, without prior approval of Company. Any unauthorized alteration, forgery or falsification of the content or appearance of this report is unlawful and offenders may be prosecuted to the fullest extent of the law. 此報告是遵循本公司訂定之通用服務條款所製作發放，請注意此條款列印於背面，亦可在[www.sgs.com](http://www.sgs.com)中查閱。將本公司之義務，免責，管轄權皆明確規範之。除非另有說明，此報告結果僅對檢驗之樣品負責。本報告未經本公司書面許可，不可部份複製。對本報告內容或外觀之任何未經授權之變更、偽造、竄改皆屬非法，違犯者將會被依法追訴。

**DASY5 Validation Report for Body TSL**

Date/Time: 19.01.2011 12:49:54

Test Laboratory: SPEAG, Zurich, Switzerland

**DUT: Dipole 5GHz; Type: D5GHz; Serial: D5GHzV2 - SN:1023**

Communication System: CW; Frequency: 5200 MHz, Frequency: 5500 MHz, Frequency: 5800 MHz; Duty Cycle: 1:1

Medium: MSL 5000 MHz

Medium parameters used: f = 5200 MHz;  $\sigma = 5.4$  mho/m;  $\epsilon_r = 47.2$ ;  $\rho = 1000$  kg/m<sup>3</sup>,  
Medium parameters used: f = 5500 MHz;  $\sigma = 5.78$  mho/m;  $\epsilon_r = 46.6$ ;  $\rho = 1000$  kg/m<sup>3</sup>,  
Medium parameters used: f = 5800 MHz;  $\sigma = 6.18$  mho/m;  $\epsilon_r = 46.1$ ;  $\rho = 1000$  kg/m<sup>3</sup>

Phantom section: Flat Section

Measurement Standard: DASY5 (IEEE/IEC/ANSI C63.19-2007)

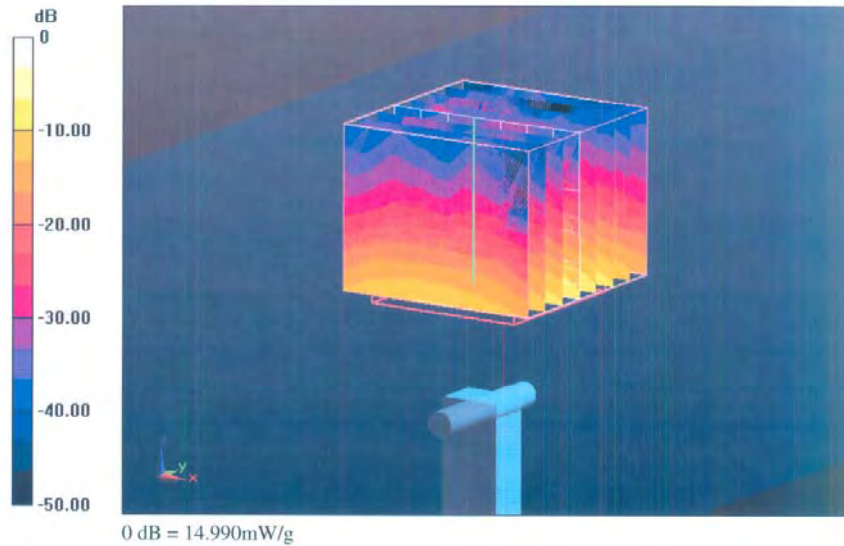
DASY5 Configuration:

- Probe: EX3DV4 - SN3503; ConvF(4.88, 4.88, 4.88), ConvF(4.37, 4.37, 4.37), ConvF(4.57, 4.57, 4.57); Calibrated: 05.03.2010
- Sensor-Surface: 2mm (Mechanical Surface Detection)
- Electronics: DAE4 Sn601; Calibrated: 10.06.2010
- Phantom: Flat Phantom 5.0 (back); Type: QD000P50AA; Serial: 1002
- Measurement SW: DASY52, V52.6.1 Build (408)
- Postprocessing SW: SEMCAD X, V14.4.2 Build (2595)

**Pin=100mW/d=10mm, f=5200 MHz/Zoom Scan (4x4x2mm), dist=2mm (8x8x6)/Cube 0:Measurement**  
grid: dx=4mm, dy=4mm, dz=2mm  
Reference Value = 60.119 V/m; Power Drift = 0.0056 dB  
Peak SAR (extrapolated) = 31.296 W/kg  
**SAR(1 g) = 7.81 mW/g; SAR(10 g) = 2.16 mW/g**  
Maximum value of SAR (measured) = 15.660 mW/g

**Pin=100mW/d=10mm, f=5500 MHz/Zoom Scan (4x4x2mm), dist=2mm (8x8x6)/Cube 0:Measurement**  
grid: dx=4mm, dy=4mm, dz=2mm  
Reference Value = 60.423 V/m; Power Drift = 0.0054 dB  
Peak SAR (extrapolated) = 35.162 W/kg  
**SAR(1 g) = 8.3 mW/g; SAR(10 g) = 2.29 mW/g**  
Maximum value of SAR (measured) = 16.764 mW/g

**Pin=100mW/d=10mm, f=5800 MHz/Zoom Scan (4x4x2mm), dist=2mm (8x8x6)/Cube 0:Measurement**  
grid: dx=4mm, dy=4mm, dz=4mm  
Reference Value = 55.250 V/m; Power Drift = 0.0063 dB  
Peak SAR (extrapolated) = 35.996 W/kg  
**SAR(1 g) = 7.44 mW/g; SAR(10 g) = 2.03 mW/g**  
Maximum value of SAR (measured) = 14.991 mW/g



This document is issued by the Company subject to its General Conditions of Service printed overleaf or available on request and accessible at [www.sgs.com](http://www.sgs.com). Attention is drawn to the limitations of liability, indemnification, and Jurisdictional issued defined therein. Unless otherwise stated, the results shown in this test report refer only to the sample(s) tested. This document cannot be reproduced except in full, without prior approval of Company. Any unauthorized alteration, forgery or falsification of the content or appearance of this report is unlawful and offenders may be prosecuted to the fullest extent of the law. 此報告是遵循本公司訂定之通用服務條款所製作發放，請注意此條款列印於背面，亦可在[www.sgs.com](http://www.sgs.com)中查閱。將本公司之義務，免責，管轄權皆明確規範之。除非另有說明，此報告結果僅對檢驗之樣品負責。本報告未經本公司書面許可，不可部份複製。對本報告內容或外觀之任何未經授權之變更、偽造、竄改皆屬非法，違犯者將會被依法追訴。

**Calibration Laboratory of  
Schmid & Partner  
Engineering AG**  
Zeughausstrasse 43, 8004 Zurich, Switzerland



**S** Schweizerischer Kalibrierdienst  
**S** Service suisse d'étalonnage  
**C** Servizio svizzero di taratura  
**S** Swiss Calibration Service

Accredited by the Swiss Accreditation Service (SAS)  
The Swiss Accreditation Service is one of the signatories to the EA  
Multilateral Agreement for the recognition of calibration certificates

Accreditation No.: **SCS 108**

Client

**Audiot**

Certificate No: **D5GHZ-1040\_Jun11**

### CALIBRATION CERTIFICATE

Object: **D5GHZV2 - SN: 1040**

Calibration procedure(s): **QA CAL-22.v1  
Calibration procedure for dipole validation kits between 3-6 GHz**

Calibration date: **June 21, 2011**

This calibration certificate documents the traceability to national standards, which realize the physical units of measurements (SI).  
The measurements and the uncertainties with confidence probability are given on the following pages and are part of the certificate.

All calibrations have been conducted in the closed laboratory facility: environment temperature (22 ± 3)°C and humidity < 70%.

Calibration Equipment used (M&TE critical for calibration)

Primary Standards	ID #	Cal Date (Certificate No.)	Scheduled Calibration
Power meter EPM-442A	GB37480704	06-Oct-10 (No. 217-01266)	Oct-11
Power sensor HP 8481A	US37292783	06-Oct-10 (No. 217-01266)	Oct-11
Reference 20 dB Attenuator	SN: 5086 (20g)	29-Mar-11 (No. 217-01368)	Apr-12
Type-N mismatch combination	SN: 5047.2 / 06327	29-Mar-11 (No. 217-01371)	Apr-12
Reference Probe EX3DV4	SN: 3503	04-Mar-11 (No. EX3-3503_Mar11)	Mar-12
DAE4	SN: 601	8-Jun-11 (No. DAE4-601_Jun11)	Jun-12
Secondary Standards	ID #	Check Date (in house)	Scheduled Check
Power sensor HP 8481A	MY41092317	18-Oct-02 (in house check Oct-09)	In house check: Oct-11
RF generator R&S SMT-06	100005	4-Aug-99 (in house check Oct-09)	In house check: Oct-11
Network Analyzer HP 8753E	US37390585 S4206	18-Oct-01 (in house check Oct-10)	In house check: Oct-11

Calibrated by:	Name <b>Dimce Ilic</b>	Function <b>Laboratory Technician</b>	Signature 
Approved by:	Name <b>Kelja Pokovic</b>	Function <b>Technical Manager</b>	Signature 

Issued: June 21, 2011

This calibration certificate shall not be reproduced except in full without written approval of the laboratory.

This document is issued by the Company subject to its General Conditions of Service printed overleaf or available on request and accessible at [www.sgs.com](http://www.sgs.com). Attention is drawn to the limitations of liability, indemnification, and Jurisdictional issued defined therein. Unless otherwise stated, the results shown in this test report refer only to the sample(s) tested. This document cannot be reproduced except in full, without prior approval of Company. Any unauthorized alteration, forgery or falsification of the content or appearance of this report is unlawful and offenders may be prosecuted to the fullest extent of the law. 此報告是遵循本公司訂定之通用服務條款所製作發放，請注意此條款列印於背面，亦可在[www.sgs.com](http://www.sgs.com)中查閱。將本公司之義務，免責，管轄權皆明確規範之。除非另有說明，此報告結果僅對檢驗之樣品負責。本報告未經本公司書面許可，不可部份複製。對本報告內容或外觀之任何未經授權之變更、偽造、竄改皆屬非法，違犯者將會被依法追訴。

## DASY5 Validation Report for Head TSL

Date: 20.06.2011

Test Laboratory: SPEAG, Zurich, Switzerland

### DUT: Dipole 5GHz; Type: D5GHz; Serial: D5GHzV2 - SN: 1040

Communication System: CW; Frequency: 5200 MHz, Frequency: 5500 MHz, Frequency: 5800 MHz

Medium: HSL 502 A

Medium parameters used:  $f = 5200$  MHz;  $\sigma = 4.5$  mho/m;  $\epsilon_r = 35.8$ ;  $\rho = 1000$  kg/m<sup>3</sup>, Medium parameters used:  $f = 5500$  MHz;  $\sigma = 4.82$  mho/m;  $\epsilon_r = 35.2$ ;  $\rho = 1000$  kg/m<sup>3</sup>, Medium parameters used:  $f = 5800$  MHz;  $\sigma = 5.08$  mho/m;  $\epsilon_r = 34.8$ ;  $\rho = 1000$  kg/m<sup>3</sup>

Phantom section: Flat Section

Measurement Standard: DASY5 (IEEE/IEC/ANSI C63.19-2007)

DASY52 Configuration:

- Probe: EX3DV4 - SN3503; ConvF(5.41, 5.41, 5.41), ConvF(4.91, 4.91, 4.91), ConvF(4.81, 4.81, 4.81); Calibrated: 04.03.2011
- Sensor-Surface: 1.4mm (Mechanical Surface Detection)
- Electronics: DAE4 Sn601; Calibrated: 08.06.2011
- Phantom: Flat Phantom 5.0 (front); Type: QD000P50AA; Serial: 1001
- DASY52 52.6.2(482); SEMCAD X 14.4.5(3634)

### Dipole Calibration for Head Tissue/Pin=100mW, dist=10mm, f=5200 MHz/Zoom Scan, dist=1.4mm (8x8x7)/Cube 0: Measurement grid: dx=4mm, dy=4mm, dz=1.4mm

Reference Value = 65.544 V/m; Power Drift = 0.07 dB

Peak SAR (extrapolated) = 30.178 W/kg

**SAR(1 g) = 8.13 mW/g; SAR(10 g) = 2.32 mW/g**

Maximum value of SAR (measured) = 18.566 mW/g

### Dipole Calibration for Head Tissue/Pin=100mW, dist=10mm, f=5500 MHz/Zoom Scan, dist=1.4mm (8x8x7)/Cube 0: Measurement grid: dx=4mm, dy=4mm, dz=1.4mm

Reference Value = 65.669 V/m; Power Drift = 0.04 dB

Peak SAR (extrapolated) = 34.025 W/kg

**SAR(1 g) = 8.59 mW/g; SAR(10 g) = 2.44 mW/g**

Maximum value of SAR (measured) = 20.159 mW/g


### Dipole Calibration for Head Tissue/Pin=100mW, dist=10mm, f=5800 MHz/Zoom Scan, dist=1.4mm (8x8x7)/Cube 0: Measurement grid: dx=4mm, dy=4mm, dz=1.4mm

Reference Value = 61.830 V/m; Power Drift = 0.06 dB

Peak SAR (extrapolated) = 32.874 W/kg

**SAR(1 g) = 7.93 mW/g; SAR(10 g) = 2.25 mW/g**

Maximum value of SAR (measured) = 18.884 mW/g



## End of 1<sup>st</sup> part of report

This document is issued by the Company subject to its General Conditions of Service printed overleaf or available on request and accessible at [www.sgs.com](http://www.sgs.com). Attention is drawn to the limitations of liability, indemnification, and Jurisdictional issued defined therein. Unless otherwise stated, the results shown in this test report refer only to the sample(s) tested. This document cannot be reproduced except in full, without prior approval of Company. Any unauthorized alteration, forgery or falsification of the content or appearance of this report is unlawful and offenders may be prosecuted to the fullest extent of the law. 此報告是遵循本公司訂定之通用服務條款所製作發放，請注意此條款列印於背面，亦可在[www.sgs.com](http://www.sgs.com)中查閱。將本公司之義務，免責，管轄權皆明確規範之。除非另有說明，此報告結果僅對檢驗之樣品負責。本報告未經本公司書面許可，不可部份複製。對本報告內容或外觀之任何未經授權之變更、偽造、竄改皆屬非法，違犯者將會被依法追訴。