

System Check_Head_750MHz

DUT: D750V3 - SN1107

Communication System: CW; Frequency: 750.000 MHz; Duty Cycle: 1:1

Medium: HSL_750_231215 Medium parameters used: $f=750.000$ MHz; $\sigma=0.892$ S/m; $\epsilon_r=43.0$

Ambient Temperature: 23.4°C; Liquid Temperature: 22.4°C

DASY6 Configuration:

- Probe: EX3DV4 - SN7694; ConvF(9.84, 9.84, 9.84); Calibrated: 2023-10-26
- Sensor-Surface: 1.4 mm
- Electronics: DAE4ip Sn1800; Calibrated: 2023-05-31
- Phantom: ELI V8.0 (20deg probe tilt); Serial: 2204; Section: Flat
- Measurement Software: 16.2.4.2524
- UID: CW

Pin=17.0dBm/Area Scan (40.0 mm x 90.0 mm): Measurement Grid: 10.0 mm x 15.0 mm

SAR (1g) = 0.415 W/kg; SAR (10g) = 0.280 W/kg;

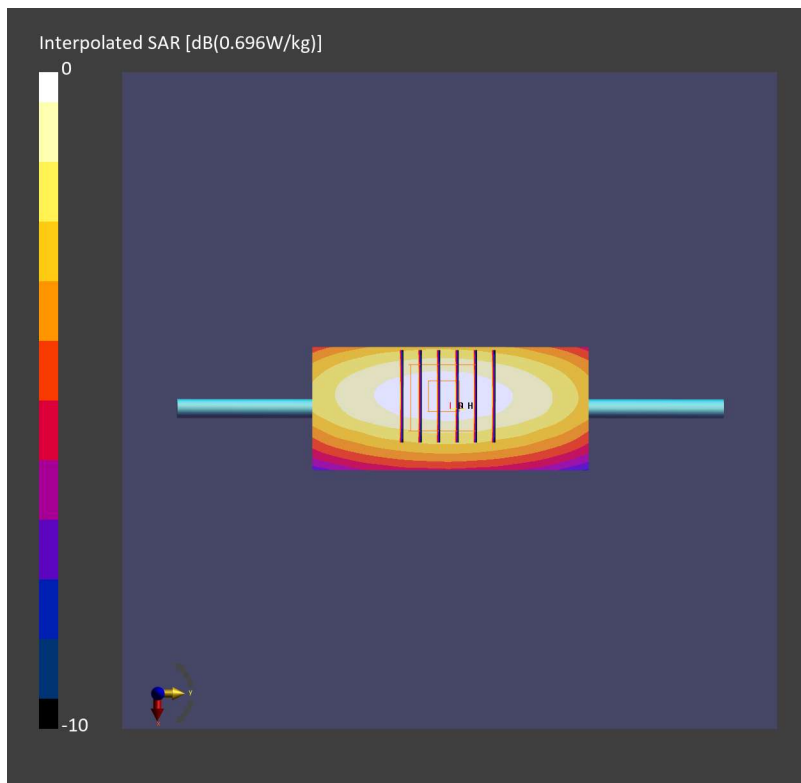
Pin=17.0dBm/Zoom Scan (30.0 mm x 30.0 mm x 30.0 mm): Measurement Grid: 6.0 mm x 6.0 mm x 1.5 mm

Power Drift = 0.02 dB

SAR (1g) = 0.426 W/kg; SAR (8g) = 0.299 W/kg; SAR (10g) = 0.284 W/kg

Smallest distance from peaks to all points 3 dB below = > 15.0 mm

Ratio of SAR at M2 to SAR at M1 = 83.6 %



System Check_Head_750MHz

DUT: D750V3 - SN1107

Communication System: CW; Frequency: 750.000 MHz; Duty Cycle: 1:1

Medium: HSL_750_231220 Medium parameters used: $f=750.000$ MHz; $\sigma=0.893$ S/m; $\epsilon_r=43.1$

Ambient Temperature: 23.2°C; Liquid Temperature: 22.2°C

DASY6 Configuration:

- Probe: EX3DV4 - SN7695; ConvF(9.84, 9.43, 10.43); Calibrated: 2023-05-22
- Sensor-Surface: 1.4 mm
- Electronics: DAE4 Sn1696; Calibrated: 2023-10-23
- Phantom: ELI V8.0 (20deg probe tilt); Serial: 2205; Section: Flat
- Measurement Software: 16.2.4.2524
- UID: CW

Pin=17.0dBm/Area Scan (40.0 mm x 90.0 mm): Measurement Grid: 10.0 mm x 15.0 mm

SAR (1g) = 0.418 W/kg; SAR (10g) = 0.279 W/kg;

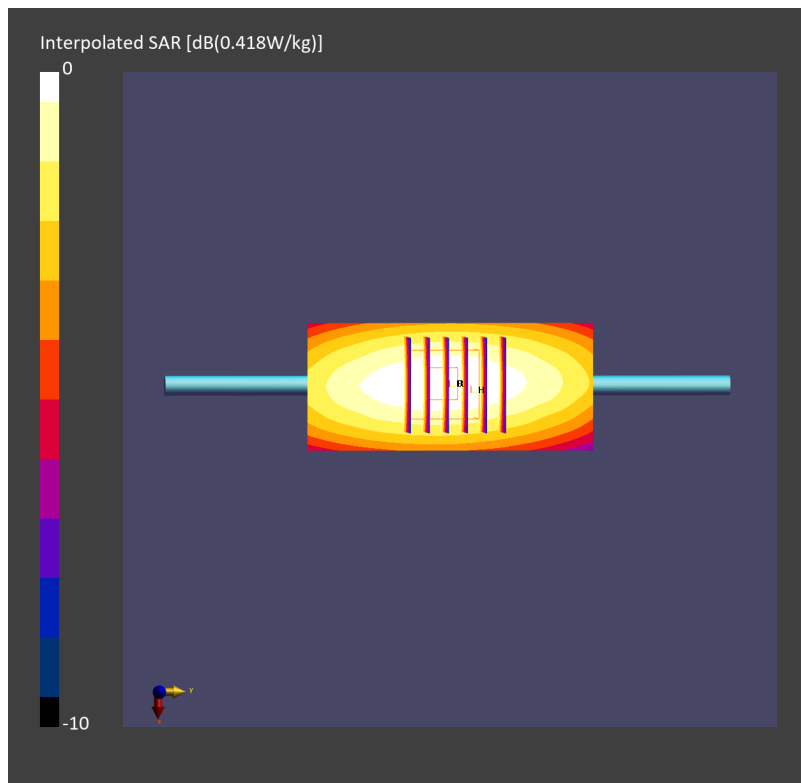
Pin=17.0dBm/Zoom Scan (30.0 mm x 30.0 mm x 30.0 mm): Measurement Grid: 6.0 mm x 6.0 mm x 1.5 mm

Power Drift = 0.02 dB

SAR (1g) = 0.418 W/kg; SAR (8g) = 0.297 W/kg; SAR (10g) = 0.282 W/kg

Smallest distance from peaks to all points 3 dB below = > 15.0 mm

Ratio of SAR at M2 to SAR at M1 = 90.2 %



System Check_Head_750MHz

DUT: D750V3 - SN1107

Communication System: CW; Frequency: 750.000 MHz; Duty Cycle: 1:1

Medium: HSL_750_231230 Medium parameters used: $f=750.000$ MHz; $\sigma=0.906$ S/m; $\epsilon_r=42.1$

Ambient Temperature: 23.3°C; Liquid Temperature: 22.3°C

DASY6 Configuration:

- Probe: EX3DV4 - SN7694; ConvF(9.84, 9.84, 9.84); Calibrated: 2023-10-26
- Sensor-Surface: 1.4 mm
- Electronics: DAE4ip Sn1800; Calibrated: 2023-05-31
- Phantom: ELI V8.0 (20deg probe tilt); Serial: 2204; Section: Flat
- Measurement Software: 16.2.4.2524
- UID: CW

Pin=17.0dBm/Area Scan (40.0 mm x 90.0 mm): Measurement Grid: 10.0 mm x 15.0 mm

SAR (1g) = 0.421 W/kg; SAR (10g) = 0.281 W/kg;

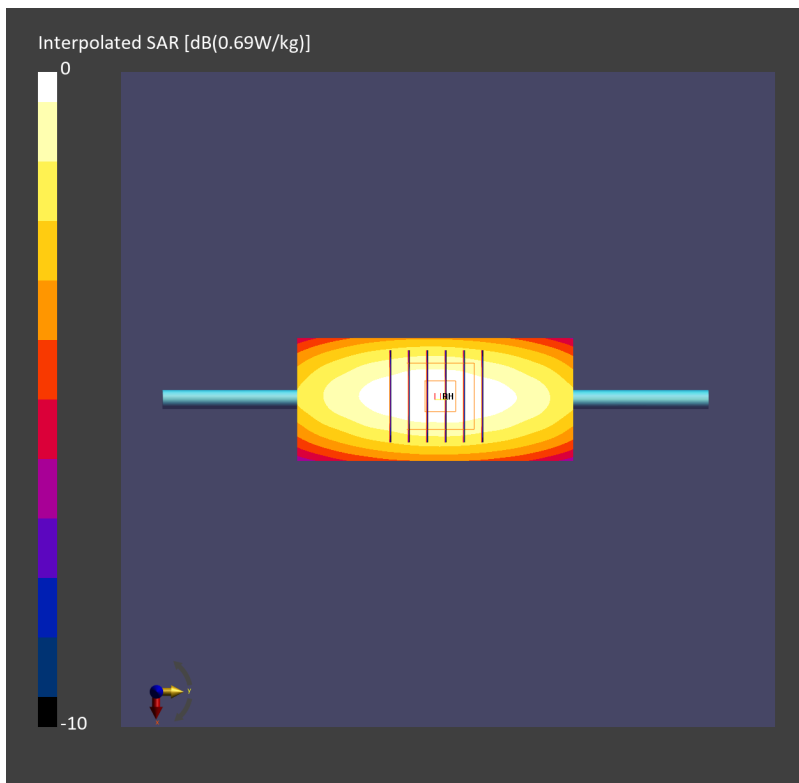
Pin=17.0dBm/Zoom Scan (30.0 mm x 30.0 mm x 30.0 mm): Measurement Grid: 6.0 mm x 6.0 mm x 1.5 mm

Power Drift = -0.02 dB

SAR (1g) = 0.423 W/kg; SAR (8g) = 0.295 W/kg; SAR (10g) = 0.280 W/kg

Smallest distance from peaks to all points 3 dB below = > 15.0 mm

Ratio of SAR at M2 to SAR at M1 = 84.1 %



System Check_Head_750MHz

DUT: D750V3 - SN1107

Communication System: CW; Frequency: 750.000 MHz; Duty Cycle: 1:1

Medium: HSL_750_240101 Medium parameters used: $f=750.000$ MHz; $\sigma=0.890$ S/m; $\epsilon_r=41.9$

Ambient Temperature: 23.7°C; Liquid Temperature: 22.7°C

DASY6 Configuration:

- Probe: EX3DV4 - SN7694; ConvF(9.84, 9.84, 9.84); Calibrated: 2023-10-26
- Sensor-Surface: 1.4 mm
- Electronics: DAE4ip Sn1800; Calibrated: 2023-05-31
- Phantom: ELI V8.0 (20deg probe tilt); Serial: 2204; Section: Flat
- Measurement Software: 16.2.4.2524
- UID: CW

Pin=17.0dBm/Area Scan (40.0 mm x 90.0 mm): Measurement Grid: 10.0 mm x 15.0 mm

SAR (1g) = 0.405 W/kg; SAR (10g) = 0.271 W/kg;

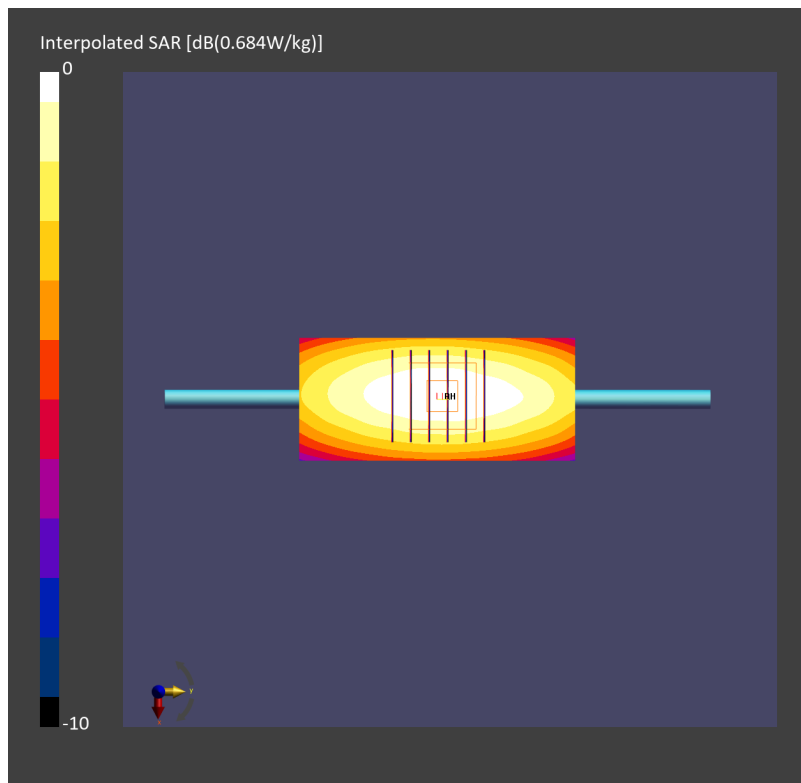
Pin=17.0dBm/Zoom Scan (30.0 mm x 30.0 mm x 30.0 mm): Measurement Grid: 6.0 mm x 6.0 mm x 1.5 mm

Power Drift = 0.02 dB

SAR (1g) = 0.419 W/kg; SAR (8g) = 0.291 W/kg; SAR (10g) = 0.276 W/kg

Smallest distance from peaks to all points 3 dB below = 20.5 mm

Ratio of SAR at M2 to SAR at M1 = 84.0 %



System Check_Head_835MHz

DUT: D835V2 - SN4d167

Communication System: CW; Frequency: 835.000 MHz; Duty Cycle: 1:1

Medium: HSL_850_231217 Medium parameters used: $f=835.000$ MHz; $\sigma=0.920$ S/m; $\epsilon_r=41.5$

Ambient Temperature: 23.5°C; Liquid Temperature: 22.5°C

DASY6 Configuration:

- Probe: EX3DV4 - SN7694; ConvF(9.48, 9.48, 9.48); Calibrated: 2023-10-26
- Sensor-Surface: 1.4 mm
- Electronics: DAE4ip Sn1800; Calibrated: 2023-05-31
- Phantom: ELI V8.0 (20deg probe tilt); Serial: 2204; Section: Flat
- Measurement Software: 16.2.4.2524
- UID: CW

Pin=17.0dBm/Area Scan (40.0 mm x 90.0 mm): Measurement Grid: 10.0 mm x 15.0 mm

SAR (1g) = 0.459 W/kg; SAR (10g) = 0.303 W/kg;

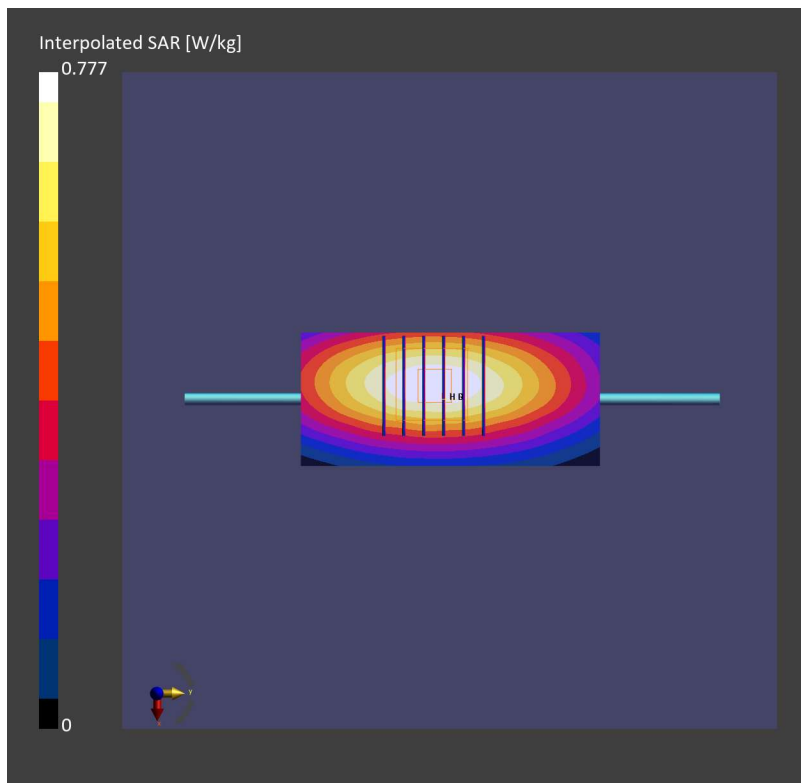
Pin=17.0dBm/Zoom Scan (30.0 mm x 30.0 mm x 30.0 mm): Measurement Grid: 6.0 mm x 6.0 mm x 1.5 mm

Power Drift = 0.18 dB

SAR (1g) = 0.488 W/kg; SAR (8g) = 0.337 W/kg; SAR (10g) = 0.319 W/kg

Smallest distance from peaks to all points 3 dB below = 18.4 mm

Ratio of SAR at M2 to SAR at M1 = 85.4 %



System Check_Head_835MHz

DUT: D835V2 - SN4d167

Communication System: CW; Frequency: 835.000 MHz; Duty Cycle: 1:1

Medium: HSL_850_231230 Medium parameters used: $f=835.000$ MHz; $\sigma=0.942$ S/m; $\epsilon_r=41.8$

Ambient Temperature: 23.3°C; Liquid Temperature: 22.3°C

DASY6 Configuration:

- Probe: EX3DV4 - SN7694; ConvF(9.48, 9.48, 9.48); Calibrated: 2023-10-26
- Sensor-Surface: 1.4 mm
- Electronics: DAE4ip Sn1800; Calibrated: 2023-05-31
- Phantom: ELI V8.0 (20deg probe tilt); Serial: 2204; Section: Flat
- Measurement Software: 16.2.4.2524
- UID: CW

Pin=17.0dBm/Area Scan (40.0 mm x 90.0 mm): Measurement Grid: 10.0 mm x 15.0 mm

SAR (1g) = 0.486 W/kg; SAR (10g) = 0.322 W/kg;

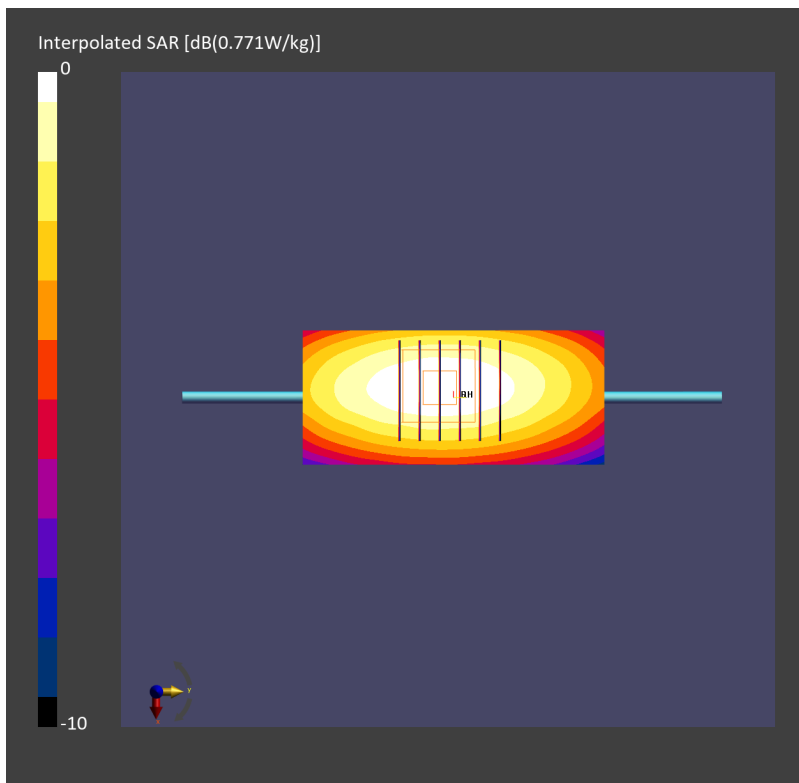
Pin=17.0dBm/Zoom Scan (30.0 mm x 30.0 mm x 30.0 mm): Measurement Grid: 6.0 mm x 6.0 mm x 1.5 mm

Power Drift = 0.02 dB

SAR (1g) = 0.485 W/kg; SAR (8g) = 0.338 W/kg; SAR (10g) = 0.321 W/kg

Smallest distance from peaks to all points 3 dB below = 16.4 mm

Ratio of SAR at M2 to SAR at M1 = 85.2 %



System Check_Head_1750MHz

DUT: D1750V2 - SN1112

Communication System: CW; Frequency: 1750.000 MHz; Duty Cycle: 1:1

Medium: HSL_1750_231216 Medium parameters used: $f = 1750.000$ MHz; $\sigma = 1.34$ S/m; $\epsilon_r = 39.8$

Ambient Temperature: 23.6°C; Liquid Temperature: 22.6°C

DASY6 Configuration:

- Probe: EX3DV4 - SN7694; ConvF(8.82, 8.82, 8.82); Calibrated: 2023-10-26
- Sensor-Surface: 1.4 mm
- Electronics: DAE4ip Sn1800; Calibrated: 2023-05-31
- Phantom: ELI V8.0 (20deg probe tilt); Serial: 2204; Section: Flat
- Measurement Software: 16.2.4.2524
- UID: CW

Pin=17.0dBm/Area Scan (40.0 mm x 90.0 mm): Measurement Grid: 10.0 mm x 15.0 mm

SAR (1g) = 1.71 W/kg; SAR (10g) = 0.934 W/kg;

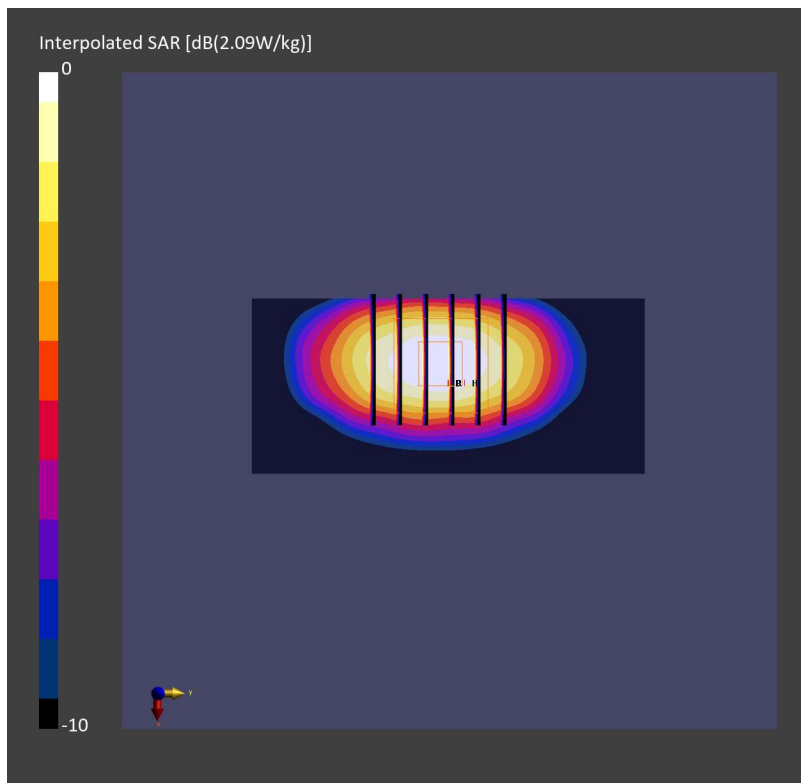
Pin=17.0dBm/Zoom Scan (30.0 mm x 30.0 mm x 30.0 mm): Measurement Grid: 6.0 mm x 6.0 mm x 1.5 mm

Power Drift = 0.02 dB

SAR (1g) = 1.81 W/kg; SAR (8g) = 1.03 W/kg; SAR (10g) = 0.947 W/kg

Smallest distance from peaks to all points 3 dB below = 9.6 mm

Ratio of SAR at M2 to SAR at M1 = 77.3 %



System Check_Head_1750MHz

DUT: D1750V2 - SN1112

Communication System: CW; Frequency: 1750.000 MHz; Duty Cycle: 1:1

Medium: HSL_1750_240103 Medium parameters used: $f=1750.000$ MHz; $\sigma=1.37$ S/m; $\epsilon_r=40.7$

Ambient Temperature: 23.5°C; Liquid Temperature: 22.5°C

DASY6 Configuration:

- Probe: EX3DV4 - SN7694; ConvF(8.82, 8.82, 8.82); Calibrated: 2023-10-26
- Sensor-Surface: 1.4 mm
- Electronics: DAE4ip Sn1800; Calibrated: 2023-05-31
- Phantom: ELI V8.0 (20deg probe tilt); Serial: 2204; Section: Flat
- Measurement Software: 16.2.4.2524
- UID: CW

Pin=17.0dBm/Area Scan (40.0 mm x 90.0 mm): Measurement Grid: 10.0 mm x 15.0 mm

SAR (1g) = 1.72 W/kg; SAR (10g) = 0.927 W/kg;

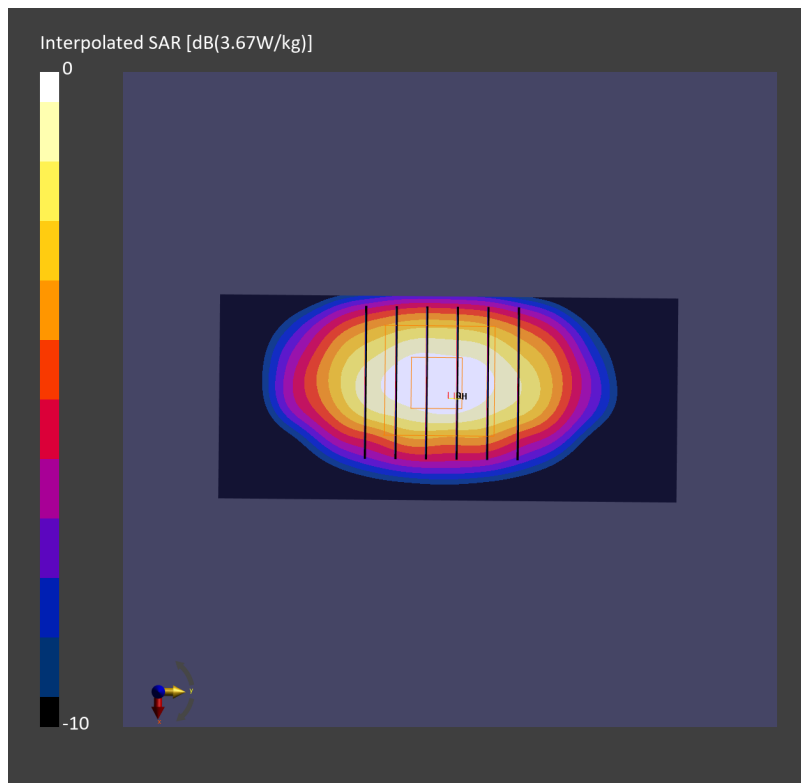
Pin=17.0dBm/Zoom Scan (30.0 mm x 30.0 mm x 30.0 mm): Measurement Grid: 6.0 mm x 6.0 mm x 1.5 mm

Power Drift = 0.01 dB

SAR (1g) = 1.81 W/kg; SAR (8g) = 1.03 W/kg; SAR (10g) = 0.949 W/kg

Smallest distance from peaks to all points 3 dB below = 9.6 mm

Ratio of SAR at M2 to SAR at M1 = 78.4 %



System Check_Head_1900MHz

DUT: D1900V2 - SN5d185

Communication System: CW; Frequency: 1900.000 MHz; Duty Cycle: 1:1

Medium: HSL_1900_231211 Medium parameters used: $f=1900.000$ MHz; $\sigma=1.43$ S/m; $\epsilon_r=39.3$

Ambient Temperature: 23.1°C; Liquid Temperature: 22.1°C

DASY6 Configuration:

- Probe: EX3DV4 - SN7694; ConvF(8.3, 8.3, 8.3); Calibrated: 2023-10-26
- Sensor-Surface: 1.4 mm
- Electronics: DAE4ip Sn1800; Calibrated: 2023-05-31
- Phantom: ELI V8.0 (20deg probe tilt); Serial: 2204; Section: Flat
- Measurement Software: 16.2.4.2524
- UID: CW

Pin=17.0dBm/Area Scan (40.0 mm x 90.0 mm): Measurement Grid: 10.0 mm x 15.0 mm

SAR (1g) = 1.87 W/kg; SAR (10g) = 1.00 W/kg;

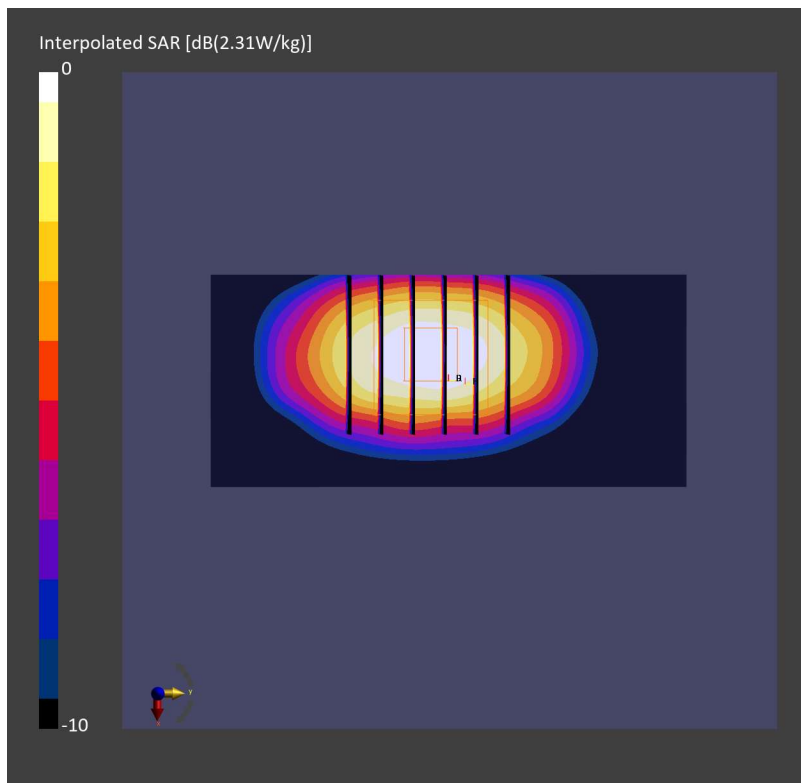
Pin=17.0dBm/Zoom Scan (30.0 mm x 30.0 mm x 30.0 mm): Measurement Grid: 6.0 mm x 6.0 mm x 1.5 mm

Power Drift = 0.08 dB

SAR (1g) = 2.01 W/kg; SAR (8g) = 1.13 W/kg; SAR (10g) = 1.03 W/kg

Smallest distance from peaks to all points 3 dB below = 9.6 mm

Ratio of SAR at M2 to SAR at M1 = 76.8 %



System Check_Head_1900MHz

DUT: D1900V2 - SN5d185

Communication System: CW; Frequency: 1900.000 MHz; Duty Cycle: 1:1

Medium: HSL_1900_240103 Medium parameters used: $f=1900.000$ MHz; $\sigma=1.39$ S/m; $\epsilon_r=40.4$

Ambient Temperature: 23.5°C; Liquid Temperature: 22.5°C

DASY6 Configuration:

- Probe: EX3DV4 - SN7694; ConvF(8.3, 8.3, 8.3); Calibrated: 2023-10-26
- Sensor-Surface: 1.4 mm
- Electronics: DAE4ip Sn1800; Calibrated: 2023-05-31
- Phantom: ELI V8.0 (20deg probe tilt); Serial: 2204; Section: Flat
- Measurement Software: 16.2.4.2524
- UID: CW

Pin=17.0dBm/Area Scan (40.0 mm x 90.0 mm): Measurement Grid: 10.0 mm x 15.0 mm

SAR (1g) = 1.77 W/kg; SAR (10g) = 0.937 W/kg;

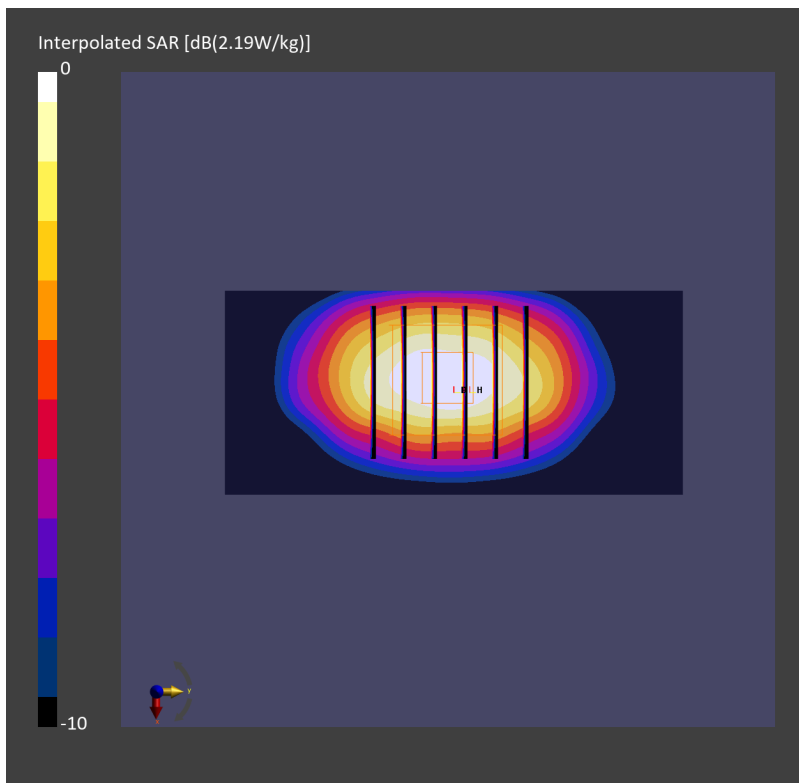
Pin=17.0dBm/Zoom Scan (30.0 mm x 30.0 mm x 30.0 mm): Measurement Grid: 6.0 mm x 6.0 mm x 1.5 mm

Power Drift = -0.03 dB

SAR (1g) = 1.87 W/kg; SAR (8g) = 1.06 W/kg; SAR (10g) = 0.975 W/kg

Smallest distance from peaks to all points 3 dB below = 9.7 mm

Ratio of SAR at M2 to SAR at M1 = 77.0 %



System Check_Head_2300MHz

DUT: D2300V2 - SN1006

Communication System: CW; Frequency: 2300.000 MHz; Duty Cycle: 1:1

Medium: HSL_2300_231212 Medium parameters used: $f=2300.000$ MHz; $\sigma=1.64$ S/m; $\epsilon_r=39.5$

Ambient Temperature: 23.5°C; Liquid Temperature: 22.5°C

DASY6 Configuration:

- Probe: EX3DV4 - SN7694; ConvF(7.85, 7.85, 7.85); Calibrated: 2023-10-26
- Sensor-Surface: 1.4 mm
- Electronics: DAE4ip Sn1800; Calibrated: 2023-05-31
- Phantom: ELI V8.0 (20deg probe tilt); Serial: 2204; Section: Flat
- Measurement Software: 16.2.4.2524
- UID: CW

Pin=24.0dBm/Area Scan (40.0 mm x 80.0 mm): Measurement Grid: 10.0 mm x 10.0 mm

SAR (1g) = 10.8 W/kg; SAR (10g) = 5.26 W/kg;

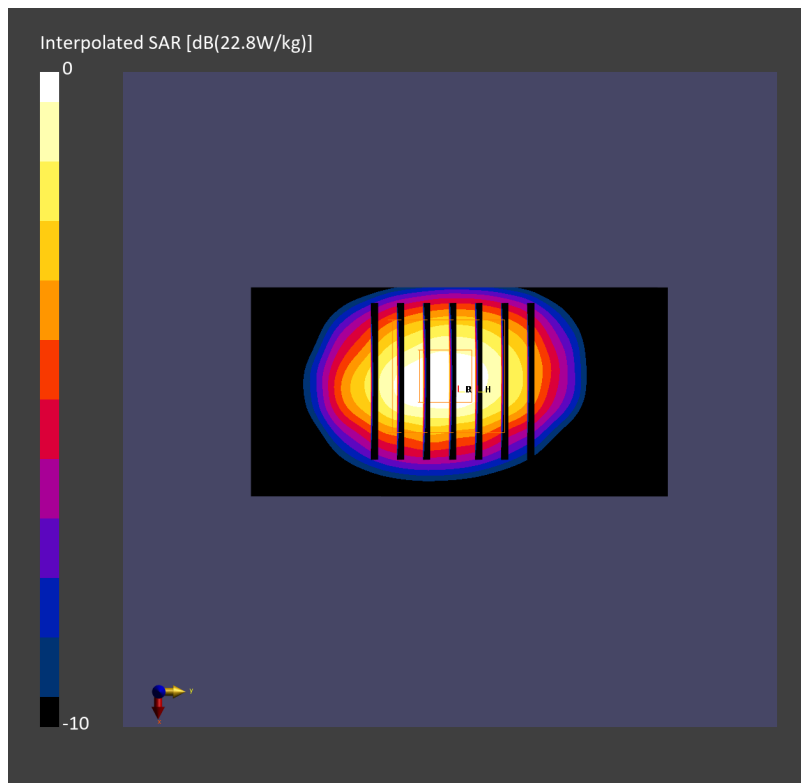
Pin=24.0dBm/Zoom Scan (30.0 mm x 30.0 mm x 30.0 mm): Measurement Grid: 5.0 mm x 5.0 mm x 1.5 mm

Power Drift = 0.00 dB

SAR (1g) = 11.2 W/kg; SAR (8g) = 5.93 W/kg; SAR (10g) = 5.40 W/kg

Smallest distance from peaks to all points 3 dB below = 9.0 mm

Ratio of SAR at M2 to SAR at M1 = 79.6 %



System Check_Head_2300MHz

DUT: D2300V2 - SN1006

Communication System: CW; Frequency: 2300.000 MHz; Duty Cycle: 1:1

Medium: HSL_2300_240105 Medium parameters used: $f=2300.000$ MHz; $\sigma=1.64$ S/m; $\epsilon_r=39.5$

Ambient Temperature: 23.6°C; Liquid Temperature: 22.6°C

DASY6 Configuration:

- Probe: EX3DV4 - SN7694; ConvF(7.85, 7.85, 7.85); Calibrated: 2023-10-26
- Sensor-Surface: 1.4 mm
- Electronics: DAE4ip Sn1800; Calibrated: 2023-05-31
- Phantom: ELI V8.0 (20deg probe tilt); Serial: 2204; Section: Flat
- Measurement Software: 16.2.4.2524
- UID: CW

Pin=17.0dBm/Area Scan (40.0 mm x 80.0 mm): Measurement Grid: 10.0 mm x 10.0 mm

SAR (1g) = 2.44 W/kg; SAR (10g) = 1.15 W/kg;

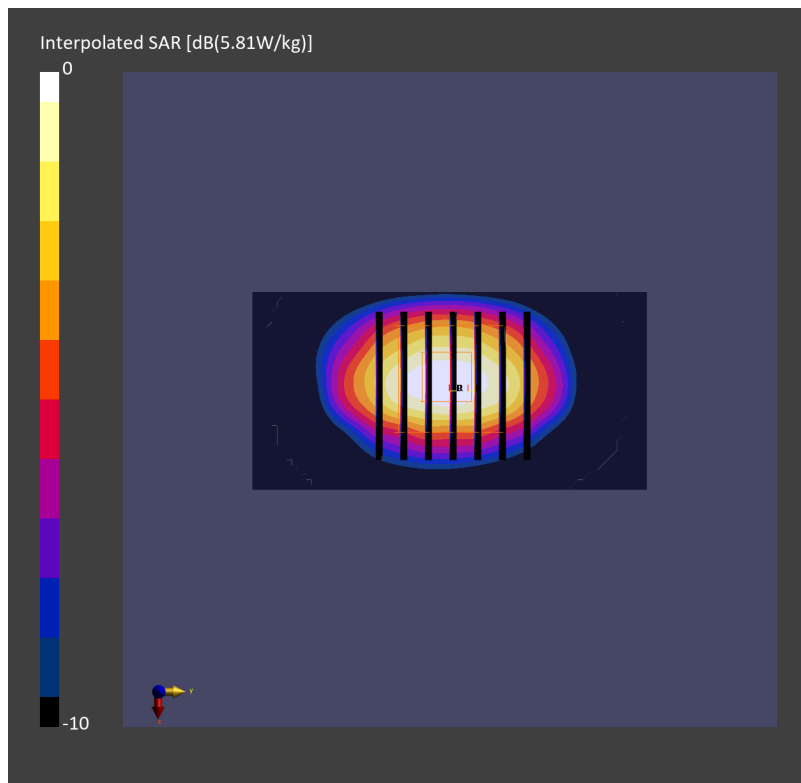
Pin=17.0dBm/Zoom Scan (30.0 mm x 30.0 mm x 30.0 mm): Measurement Grid: 5.0 mm x 5.0 mm x 1.5 mm

Power Drift = 0.10 dB

SAR (1g) = 2.56 W/kg; SAR (8g) = 1.32 W/kg; SAR (10g) = 1.20 W/kg

Smallest distance from peaks to all points 3 dB below = 8.6 mm

Ratio of SAR at M2 to SAR at M1 = 75.1 %



System Check_Head_2600MHz

DUT: D2600V2 - SN1078

Communication System: CW; Frequency: 2600.000 MHz; Duty Cycle: 1:1

Medium: HSL_2600_231213 Medium parameters used: $f = 2600.000$ MHz; $\sigma = 1.99$ S/m; $\epsilon_r = 39.3$

Ambient Temperature: 23.7°C; Liquid Temperature: 22.7°C

DASY6 Configuration:

- Probe: EX3DV4 - SN7694; ConvF(7.47, 7.47, 7.47); Calibrated: 2023-10-26
- Sensor-Surface: 1.4 mm
- Electronics: DAE4ip Sn1800; Calibrated: 2023-05-31
- Phantom: ELI V8.0 (20deg probe tilt); Serial: 2204; Section: Flat
- Measurement Software: 16.2.4.2524
- UID: CW

Pin=24.0dBm/Area Scan (40.0 mm x 80.0 mm): Measurement Grid: 10.0 mm x 10.0 mm

SAR (1g) = 14.1 W/kg; SAR (10g) = 6.46 W/kg;

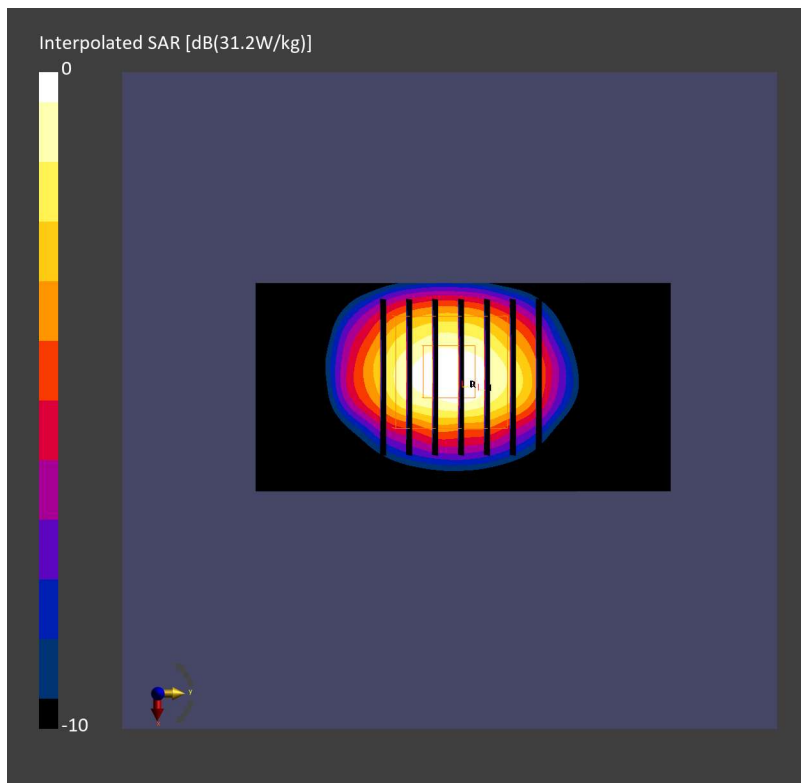
Pin=24.0dBm/Zoom Scan (30.0 mm x 30.0 mm x 30.0 mm): Measurement Grid: 5.0 mm x 5.0 mm x 1.5 mm

Power Drift = -0.01 dB

SAR (1g) = 14.6 W/kg; SAR (8g) = 7.33 W/kg; SAR (10g) = 6.61 W/kg

Smallest distance from peaks to all points 3 dB below = 9.0 mm

Ratio of SAR at M2 to SAR at M1 = 78.8 %



System Check_Head_2600MHz

DUT: D2600V2 - SN1078

Communication System: CW; Frequency: 2600.000 MHz; Duty Cycle: 1:1

Medium: HSL_2600_231217 Medium parameters used: $f = 2600.000$ MHz; $\sigma = 1.98$ S/m; $\epsilon_r = 39.3$

Ambient Temperature: 23.5°C; Liquid Temperature: 22.5°C

DASY6 Configuration:

- Probe: EX3DV4 - SN7694; ConvF(7.47, 7.47, 7.47); Calibrated: 2023-10-26
- Sensor-Surface: 1.4 mm
- Electronics: DAE4ip Sn1800; Calibrated: 2023-05-31
- Phantom: ELI V8.0 (20deg probe tilt); Serial: 2204; Section: Flat
- Measurement Software: 16.2.4.2524
- UID: CW

Pin=24.0dBm/Area Scan (40.0 mm x 80.0 mm): Measurement Grid: 10.0 mm x 10.0 mm

SAR (1g) = 14.0 W/kg; SAR (10g) = 6.45 W/kg;

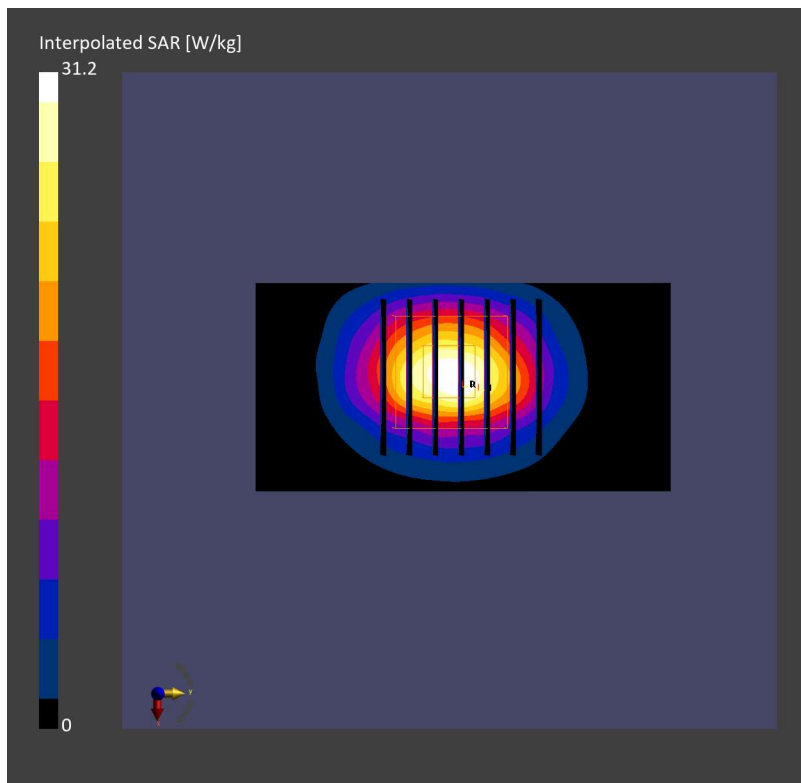
Pin=24.0dBm/Zoom Scan (30.0 mm x 30.0 mm x 30.0 mm): Measurement Grid: 5.0 mm x 5.0 mm x 1.5 mm

Power Drift = -0.01 dB

SAR (1g) = 14.5 W/kg; SAR (8g) = 7.31 W/kg; SAR (10g) = 6.60 W/kg

Smallest distance from peaks to all points 3 dB below = 9.0 mm

Ratio of SAR at M2 to SAR at M1 = 78.6 %



System Check_Head_2600MHz

DUT: D2600V2 - SN1078

Communication System: CW; Frequency: 2600.000 MHz; Duty Cycle: 1:1

Medium: HSL_2600_231218 Medium parameters used: $f = 2600.000$ MHz; $\sigma = 1.98$ S/m; $\epsilon_r = 39.2$

Ambient Temperature: 23.3°C; Liquid Temperature: 22.3°C

DASY6 Configuration:

- Probe: EX3DV4 - SN7694; ConvF(7.47, 7.47, 7.47); Calibrated: 2023-10-26
- Sensor-Surface: 1.4 mm
- Electronics: DAE4ip Sn1800; Calibrated: 2023-05-31
- Phantom: ELI V8.0 (20deg probe tilt); Serial: 2204; Section: Flat
- Measurement Software: 16.2.4.2524
- UID: CW

Pin=24.0dBm/Area Scan (40.0 mm x 80.0 mm): Measurement Grid: 10.0 mm x 10.0 mm

SAR (1g) = 14.0 W/kg; SAR (10g) = 6.41 W/kg;

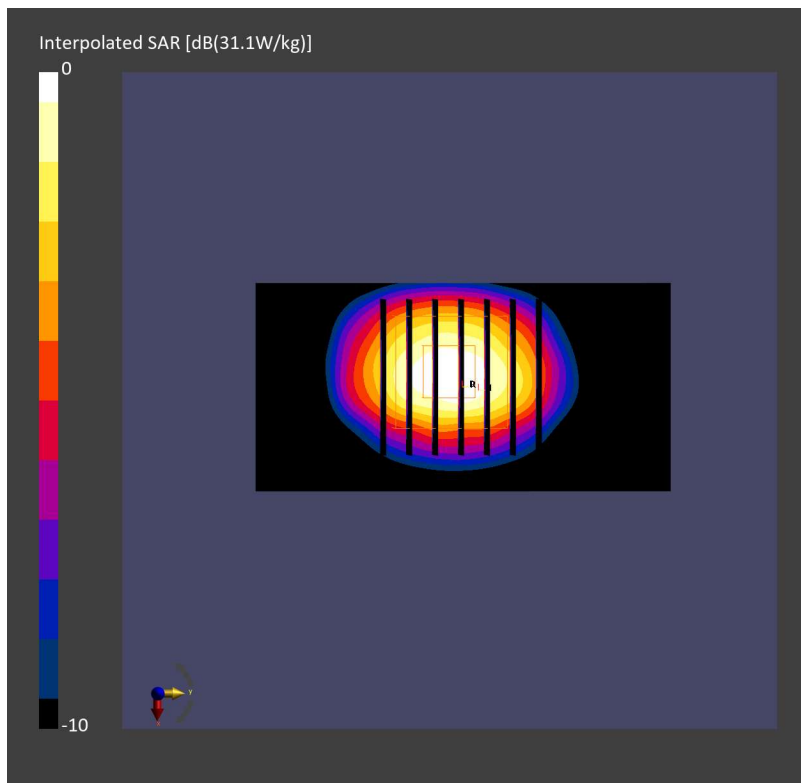
Pin=24.0dBm/Zoom Scan (30.0 mm x 30.0 mm x 30.0 mm): Measurement Grid: 5.0 mm x 5.0 mm x 1.5 mm

Power Drift = 0.01 dB

SAR (1g) = 14.5 W/kg; SAR (8g) = 7.30 W/kg; SAR (10g) = 6.58 W/kg

Smallest distance from peaks to all points 3 dB below = 9.0 mm

Ratio of SAR at M2 to SAR at M1 = 78.7 %



System Check_Head_2600MHz

DUT: D2600V2 - SN1078

Communication System: CW; Frequency: 2600.000 MHz; Duty Cycle: 1:1

Medium: HSL_2600_231231 Medium parameters used: $f=2600.000$ MHz; $\sigma=1.98$ S/m; $\epsilon_r=39.4$

Ambient Temperature: 23.6°C; Liquid Temperature: 22.6°C

DASY6 Configuration:

- Probe: EX3DV4 - SN7694; ConvF(7.47, 7.47, 7.47); Calibrated: 2023-10-26
- Sensor-Surface: 1.4 mm
- Electronics: DAE4ip Sn1800; Calibrated: 2023-05-31
- Phantom: ELI V8.0 (20deg probe tilt); Serial: 2204; Section: Flat
- Measurement Software: 16.2.4.2524
- UID: CW

Pin=17.0dBm/Area Scan (40.0 mm x 80.0 mm): Measurement Grid: 10.0 mm x 10.0 mm

SAR (1g) = 2.55 W/kg; SAR (10g) = 1.14 W/kg;

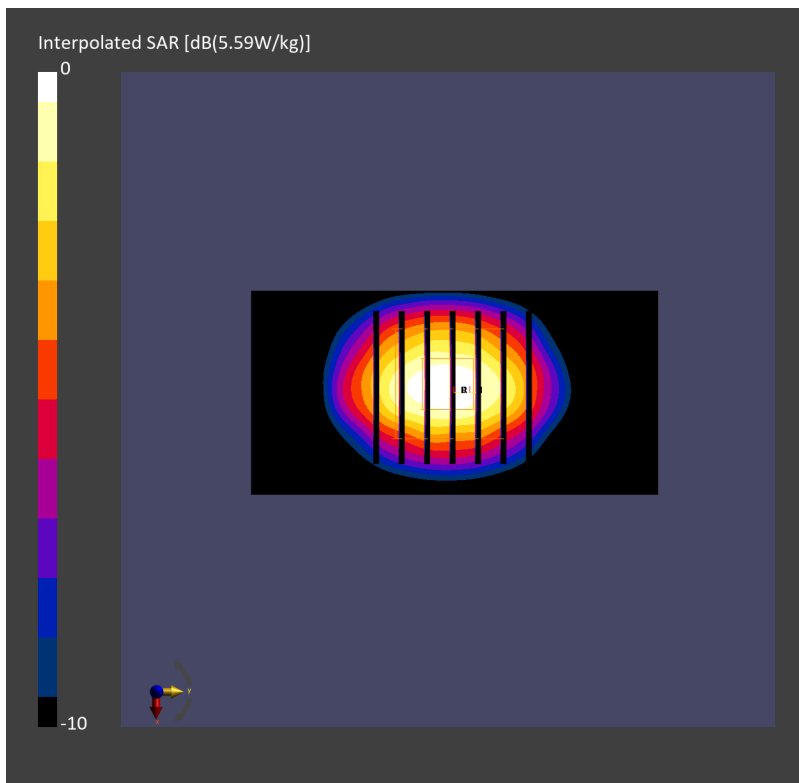
Pin=17.0dBm/Zoom Scan (30.0 mm x 30.0 mm x 30.0 mm): Measurement Grid: 5.0 mm x 5.0 mm x 1.5 mm

Power Drift = 0.00 dB

SAR (1g) = 2.60 W/kg; SAR (8g) = 1.30 W/kg; SAR (10g) = 1.17 W/kg

Smallest distance from peaks to all points 3 dB below = 9.0 mm

Ratio of SAR at M2 to SAR at M1 = 78.7 %



System Check_Head_3500MHz

DUT: D3500V2 - SN1036

Communication System: CW; Frequency: 3500.000 MHz; Duty Cycle: 1:1

Medium: HSL_3500_231213 Medium parameters used: $f = 3500.000$ MHz; $\sigma = 3.01$ S/m; $\epsilon_r = 37.8$

Ambient Temperature: 23.2°C; Liquid Temperature: 22.2°C

DASY6 Configuration:

- Probe: EX3DV4 - SN7695; ConvF(7.07, 7.19, 7.75); Calibrated: 2023-05-22
- Sensor-Surface: 1.4 mm
- Electronics: DAE4 Sn1696; Calibrated: 2023-10-23
- Phantom: ELI V8.0 (20deg probe tilt); Serial: 2205; Section: Flat
- Measurement Software: 16.2.4.2524
- UID: CW

Pin=17.0dBm/Area Scan (40.0 mm x 80.0 mm): Measurement Grid: 10.0 mm x 10.0 mm

SAR (1g) = 3.36 W/kg; SAR (10g) = 1.28 W/kg;

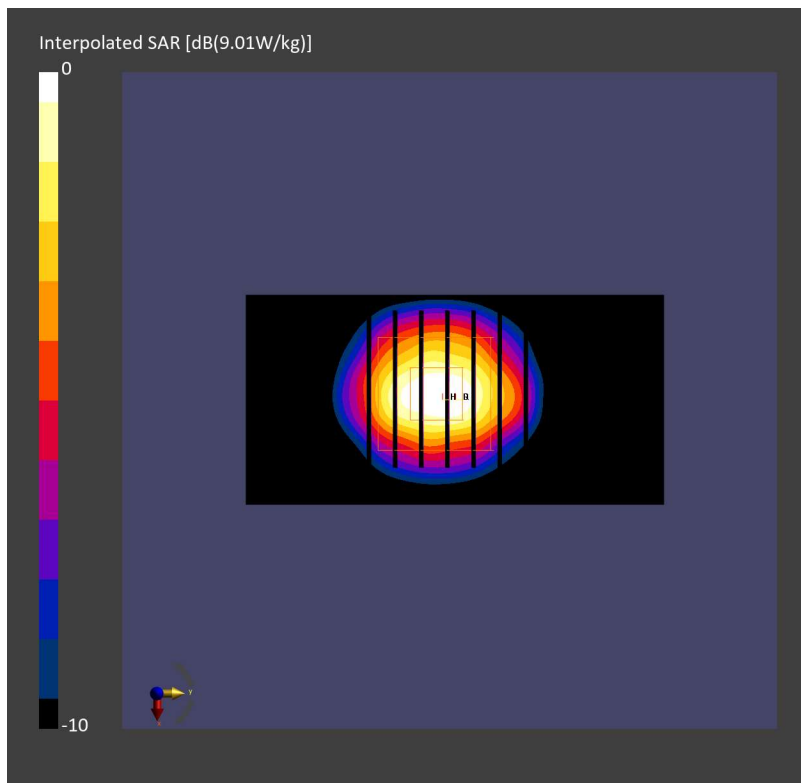
Pin=17.0dBm/Zoom Scan (28.0 mm x 28.0 mm x 28.0 mm): Measurement Grid: 5.0 mm x 5.0 mm x 1.4 mm

Power Drift = 0.01 dB

SAR (1g) = 3.52 W/kg; SAR (8g) = 1.52 W/kg; SAR (10g) = 1.35 W/kg

Smallest distance from peaks to all points 3 dB below = 8.0 mm

Ratio of SAR at M2 to SAR at M1 = 76.2 %



System Check_Head_3500MHz

DUT: D3500V2 - SN1036

Communication System: CW; Frequency: 3500.000 MHz; Duty Cycle: 1:1

Medium: HSL_3500_231214 Medium parameters used: $f = 3500.000$ MHz; $\sigma = 2.98$ S/m; $\epsilon_r = 37.7$

Ambient Temperature: 23.5°C; Liquid Temperature: 22.5°C

DASY6 Configuration:

- Probe: EX3DV4 - SN7694; ConvF(6.87, 6.87, 6.87); Calibrated: 2023-10-26
- Sensor-Surface: 1.4 mm
- Electronics: DAE4ip Sn1800; Calibrated: 2023-05-31
- Phantom: ELI V8.0 (20deg probe tilt); Serial: 2204; Section: Flat
- Measurement Software: 16.2.4.2524
- UID: CW

Pin=17.0dBm/Area Scan (40.0 mm x 80.0 mm): Measurement Grid: 10.0 mm x 10.0 mm

SAR (1g) = 2.81 W/kg; SAR (10g) = 1.15 W/kg;

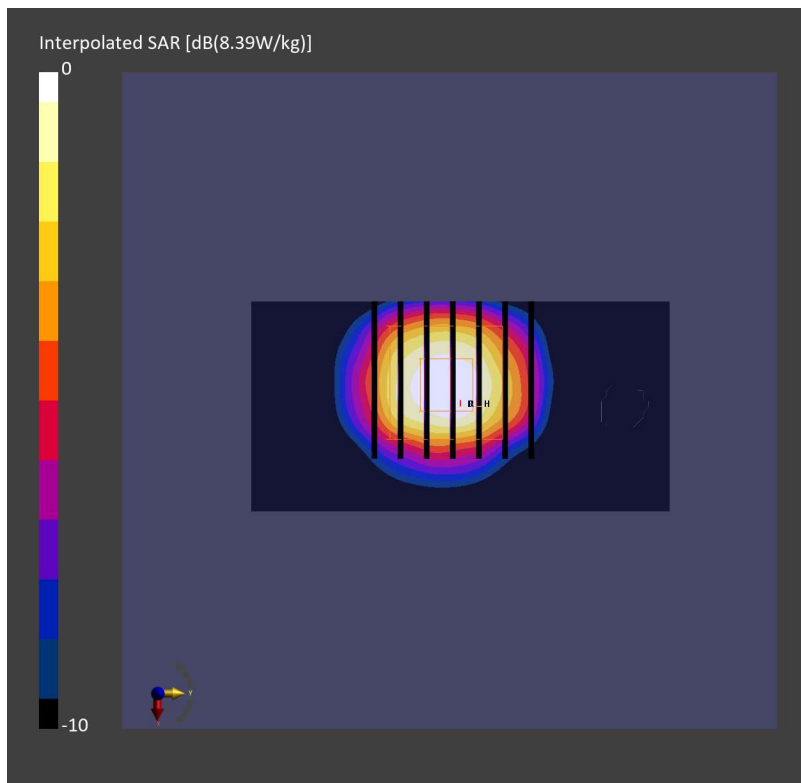
Pin=17.0dBm/Zoom Scan (28.0 mm x 28.0 mm x 28.0 mm): Measurement Grid: 5.0 mm x 5.0 mm x 1.4 mm

Power Drift = 0.00 dB

SAR (1g) = 3.09 W/kg; SAR (8g) = 1.35 W/kg; SAR (10g) = 1.20 W/kg

Smallest distance from peaks to all points 3 dB below = 8.1 mm

Ratio of SAR at M2 to SAR at M1 = 72.0 %



System Check_Head_3500MHz

DUT: D3500V2 - SN1036

Communication System: CW; Frequency: 3500.000 MHz; Duty Cycle: 1:1
Medium: HSL_3500_231219 Medium parameters used: $f = 3500.000$ MHz; $\sigma = 2.95$ S/m; $\epsilon_r = 37.7$
Ambient Temperature: 23.2°C; Liquid Temperature: 22.2°C

DASY6 Configuration:

- Probe: EX3DV4 - SN7694; ConvF(6.87, 6.87, 6.87); Calibrated: 2023-10-26
- Sensor-Surface: 1.4 mm
- Electronics: DAE4ip Sn1800; Calibrated: 2023-05-31
- Phantom: ELI V8.0 (20deg probe tilt); Serial: 2204; Section: Flat
- Measurement Software: 16.2.4.2524
- UID: CW

Pin=20.0dBm/Area Scan (40.0 mm x 80.0 mm): Measurement Grid: 10.0 mm x 10.0 mm
SAR (1g) = 6.27 W/kg; SAR (10g) = 2.52 W/kg;

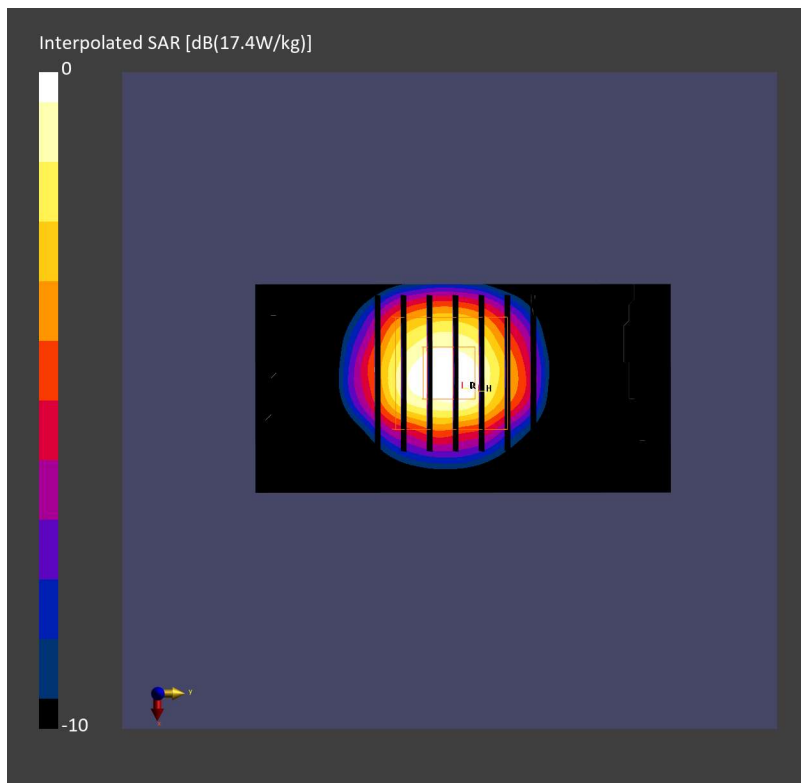
Pin=20.0dBm/Zoom Scan (28.0 mm x 28.0 mm x 28.0 mm): Measurement Grid: 5.0 mm x 5.0 mm x 1.4 mm

Power Drift = 0.07 dB

SAR (1g) = 6.76 W/kg; SAR (8g) = 2.96 W/kg; SAR (10g) = 2.62 W/kg

Smallest distance from peaks to all points 3 dB below = 8.1 mm

Ratio of SAR at M2 to SAR at M1 = 75.1 %



System Check_Head_3500MHz

DUT: D3500V2 - SN1036

Communication System: CW; Frequency: 3500.000 MHz; Duty Cycle: 1:1

Medium: HSL_3500_231221 Medium parameters used: $f = 3500.000$ MHz; $\sigma = 3.01$ S/m; $\epsilon_r = 37.9$

Ambient Temperature: 23.5°C; Liquid Temperature: 22.5°C

DASY6 Configuration:

- Probe: EX3DV4 - SN7694; ConvF(6.87, 6.87, 6.87); Calibrated: 2023-10-26
- Sensor-Surface: 1.4 mm
- Electronics: DAE4ip Sn1800; Calibrated: 2023-05-31
- Phantom: ELI V8.0 (20deg probe tilt); Serial: 2204; Section: Flat
- Measurement Software: 16.2.4.2524
- UID: CW

Pin=17.0dBm/Area Scan (40.0 mm x 80.0 mm): Measurement Grid: 10.0 mm x 10.0 mm

SAR (1g) = 2.91 W/kg; SAR (10g) = 1.17 W/kg;

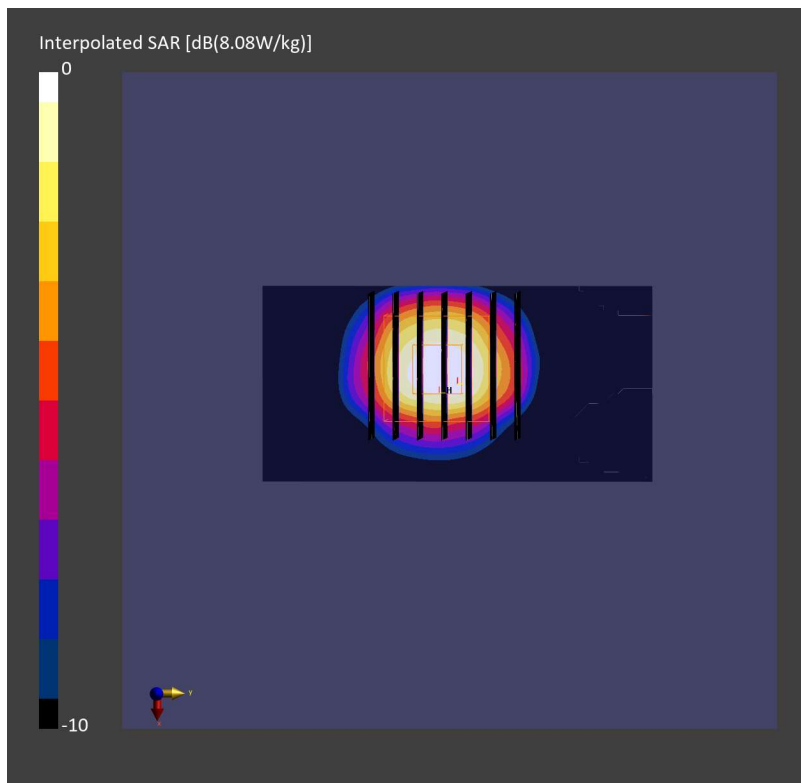
Pin=17.0dBm/Zoom Scan (28.0 mm x 28.0 mm x 28.0 mm): Measurement Grid: 5.0 mm x 5.0 mm x 1.4 mm

Power Drift = 0.01 dB

SAR (1g) = 3.12 W/kg; SAR (8g) = 1.34 W/kg; SAR (10g) = 1.19 W/kg

Smallest distance from peaks to all points 3 dB below = 8.1 mm

Ratio of SAR at M2 to SAR at M1 = 74.6 %



System Check_Head_3500MHz

DUT: D3500V2 - SN1036

Communication System: CW; Frequency: 3500.000 MHz; Duty Cycle: 1:1

Medium: HSL_3500_240102 Medium parameters used: $f=3500.000$ MHz; $\sigma=2.93$ S/m; $\epsilon_r=37.8$

Ambient Temperature: 23.6°C; Liquid Temperature: 22.6°C

DASY6 Configuration:

- Probe: EX3DV4 - SN7694; ConvF(6.87, 6.87, 6.87); Calibrated: 2023-10-26
- Sensor-Surface: 1.4 mm
- Electronics: DAE4ip Sn1800; Calibrated: 2023-05-31
- Phantom: ELI V8.0 (20deg probe tilt); Serial: 2204; Section: Flat
- Measurement Software: 16.2.4.2524
- UID: CW

Pin=17.0dBm/Area Scan (40.0 mm x 80.0 mm): Measurement Grid: 10.0 mm x 10.0 mm

SAR (1g) = 3.30 W/kg; SAR (10g) = 1.30 W/kg;

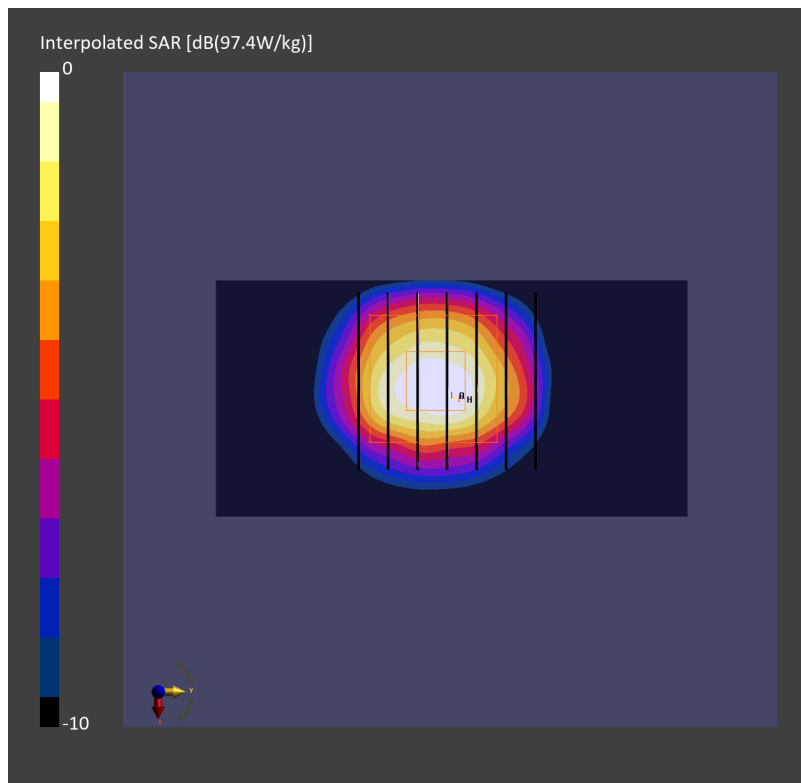
Pin=17.0dBm/Zoom Scan (28.0 mm x 28.0 mm x 28.0 mm): Measurement Grid: 5.0 mm x 5.0 mm x 1.4 mm

Power Drift = -0.04 dB

SAR (1g) = 3.57 W/kg; SAR (8g) = 1.53 W/kg; SAR (10g) = 1.35 W/kg

Smallest distance from peaks to all points 3 dB below = 8.1 mm

Ratio of SAR at M2 to SAR at M1 = 71.9 %



System Check_Head_3700MHz

DUT: D3700V2 - SN1006

Communication System: CW; Frequency: 3700.000 MHz; Duty Cycle: 1:1

Medium: HSL_3700_231213 Medium parameters used: $f=3700.000$ MHz; $\sigma=3.20$ S/m; $\epsilon_r=37.5$

Ambient Temperature: 23.2°C; Liquid Temperature: 22.2°C

DASY6 Configuration:

- Probe: EX3DV4 - SN7695; ConvF(6.89, 7.01, 7.57); Calibrated: 2023-05-22
- Sensor-Surface: 1.4 mm
- Electronics: DAE4 Sn1696; Calibrated: 2023-10-23
- Phantom: ELI V8.0 (20deg probe tilt); Serial: 2205; Section: Flat
- Measurement Software: 16.2.4.2524
- UID: CW

Pin=17.0dBm/Area Scan (40.0 mm x 80.0 mm): Measurement Grid: 10.0 mm x 10.0 mm

SAR (1g) = 3.23 W/kg; SAR (10g) = 1.19 W/kg;

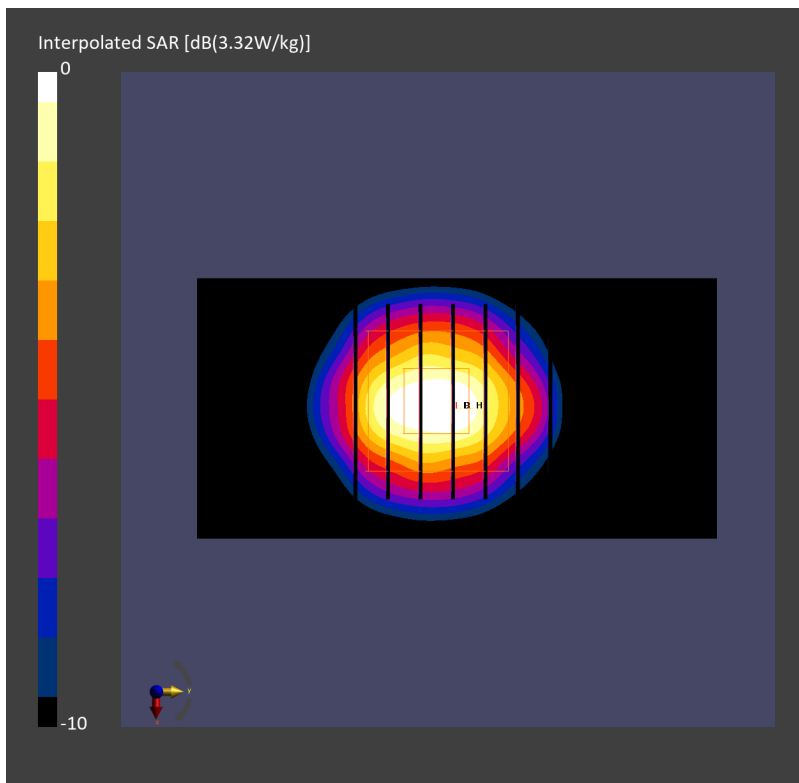
Pin=17.0dBm/Zoom Scan (28.0 mm x 28.0 mm x 28.0 mm): Measurement Grid: 5.0 mm x 5.0 mm x 1.4 mm

Power Drift = -0.01 dB

SAR (1g) = 3.32 W/kg; SAR (8g) = 1.41 W/kg; SAR (10g) = 1.24 W/kg

Smallest distance from peaks to all points 3 dB below = 8.0 mm

Ratio of SAR at M2 to SAR at M1 = 74.6 %



System Check_Head_3700MHz

DUT: D3700V2 - SN1006

Communication System: CW; Frequency: 3700.000 MHz; Duty Cycle: 1:1

Medium: HSL_3700_231214 Medium parameters used: $f = 3700.000$ MHz; $\sigma = 3.16$ S/m; $\epsilon_r = 37.4$

Ambient Temperature: 23.5°C; Liquid Temperature: 22.5°C

DASY6 Configuration:

- Probe: EX3DV4 - SN7694; ConvF(6.83, 6.83, 6.83); Calibrated: 2023-10-26
- Sensor-Surface: 1.4 mm
- Electronics: DAE4ip Sn1800; Calibrated: 2023-05-31
- Phantom: ELI V8.0 (20deg probe tilt); Serial: 2204; Section: Flat
- Measurement Software: 16.2.4.2524
- UID: CW

Pin=20.0dBm/Area Scan (40.0 mm x 80.0 mm): Measurement Grid: 10.0 mm x 10.0 mm

SAR (1g) = 6.00 W/kg; SAR (10g) = 2.36 W/kg;

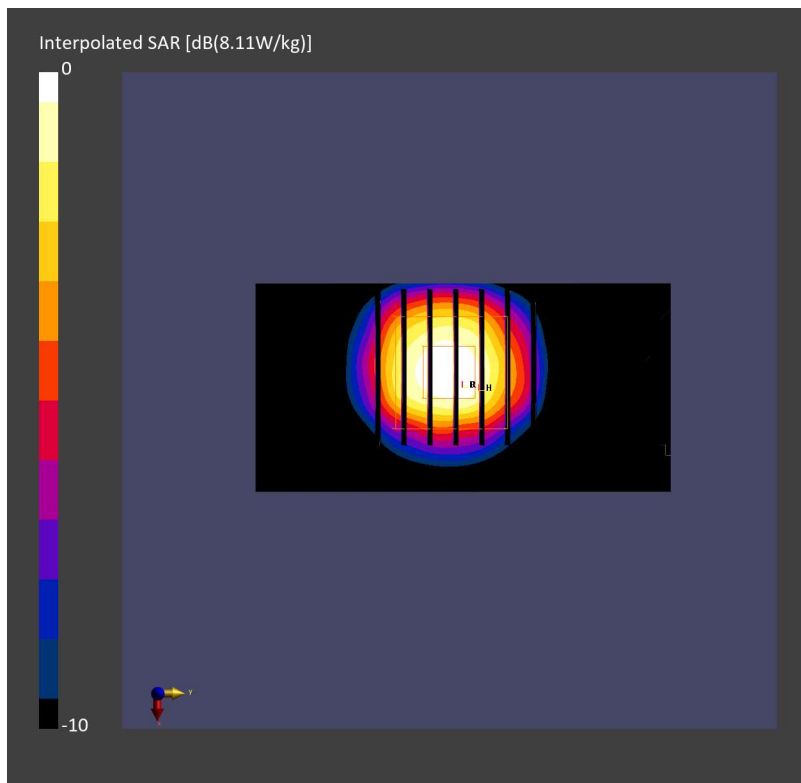
Pin=20.0dBm/Zoom Scan (28.0 mm x 28.0 mm x 28.0 mm): Measurement Grid: 5.0 mm x 5.0 mm x 1.4 mm

Power Drift = -0.01 dB

SAR (1g) = 6.48 W/kg; SAR (8g) = 2.76 W/kg; SAR (10g) = 2.43 W/kg

Smallest distance from peaks to all points 3 dB below = 8.1 mm

Ratio of SAR at M2 to SAR at M1 = 76.1 %



System Check_Head_3700MHz

DUT: D3700V2 - SN1006

Communication System: CW; Frequency: 3700.000 MHz; Duty Cycle: 1:1

Medium: HSL_3700_231219 Medium parameters used: $f = 3700.000$ MHz; $\sigma = 3.14$ S/m; $\epsilon_r = 37.4$

Ambient Temperature: 23.2°C; Liquid Temperature: 22.2°C

DASY6 Configuration:

- Probe: EX3DV4 - SN7694; ConvF(6.83, 6.83, 6.83); Calibrated: 2023-10-26
- Sensor-Surface: 1.4 mm
- Electronics: DAE4ip Sn1800; Calibrated: 2023-05-31
- Phantom: ELI V8.0 (20deg probe tilt); Serial: 2204; Section: Flat
- Measurement Software: 16.2.4.2524
- UID: CW

Pin=20.0dBm/Area Scan (40.0 mm x 80.0 mm): Measurement Grid: 10.0 mm x 10.0 mm

SAR (1g) = 5.95 W/kg; SAR (10g) = 2.34 W/kg;

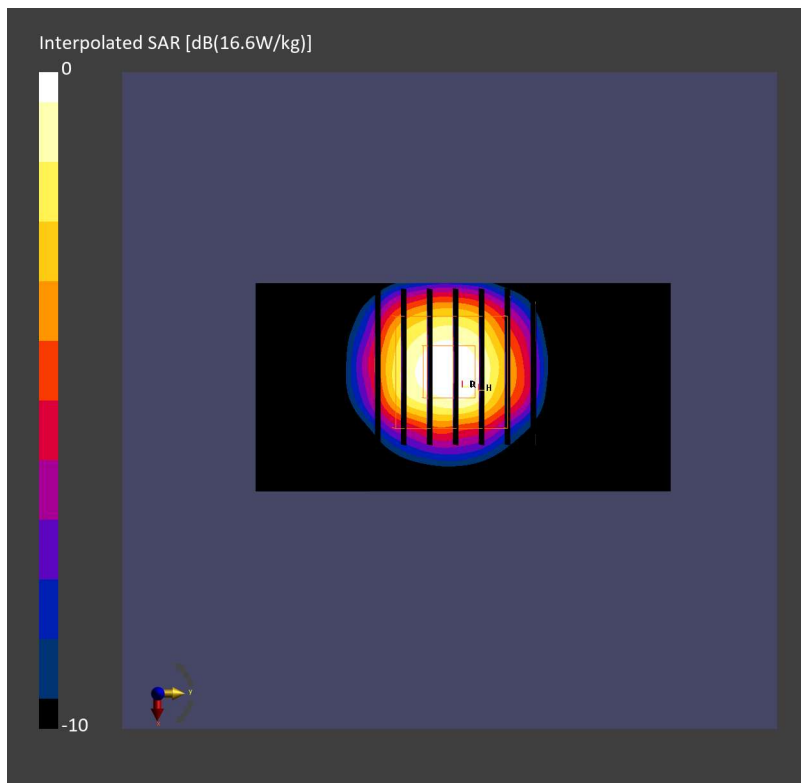
Pin=20.0dBm/Zoom Scan (28.0 mm x 28.0 mm x 28.0 mm): Measurement Grid: 5.0 mm x 5.0 mm x 1.4 mm

Power Drift = 0.02 dB

SAR (1g) = 6.44 W/kg; SAR (8g) = 2.74 W/kg; SAR (10g) = 2.42 W/kg

Smallest distance from peaks to all points 3 dB below = 8.1 mm

Ratio of SAR at M2 to SAR at M1 = 76.0 %



System Check_Head_3700MHz

DUT: D3700V2 - SN1006

Communication System: CW; Frequency: 3700.000 MHz; Duty Cycle: 1:1

Medium: HSL_3700_231221 Medium parameters used: $f = 3700.000$ MHz; $\sigma = 3.20$ S/m; $\epsilon_r = 37.6$

Ambient Temperature: 23.5°C; Liquid Temperature: 22.5°C

DASY6 Configuration:

- Probe: EX3DV4 - SN7694; ConvF(6.83, 6.83, 6.83); Calibrated: 2023-10-26
- Sensor-Surface: 1.4 mm
- Electronics: DAE4ip Sn1800; Calibrated: 2023-05-31
- Phantom: ELI V8.0 (20deg probe tilt); Serial: 2204; Section: Flat
- Measurement Software: 16.2.4.2524
- UID: CW

Pin=17.0dBm/Area Scan (40.0 mm x 80.0 mm): Measurement Grid: 10.0 mm x 10.0 mm

SAR (1g) = 2.92 W/kg; SAR (10g) = 1.12 W/kg;

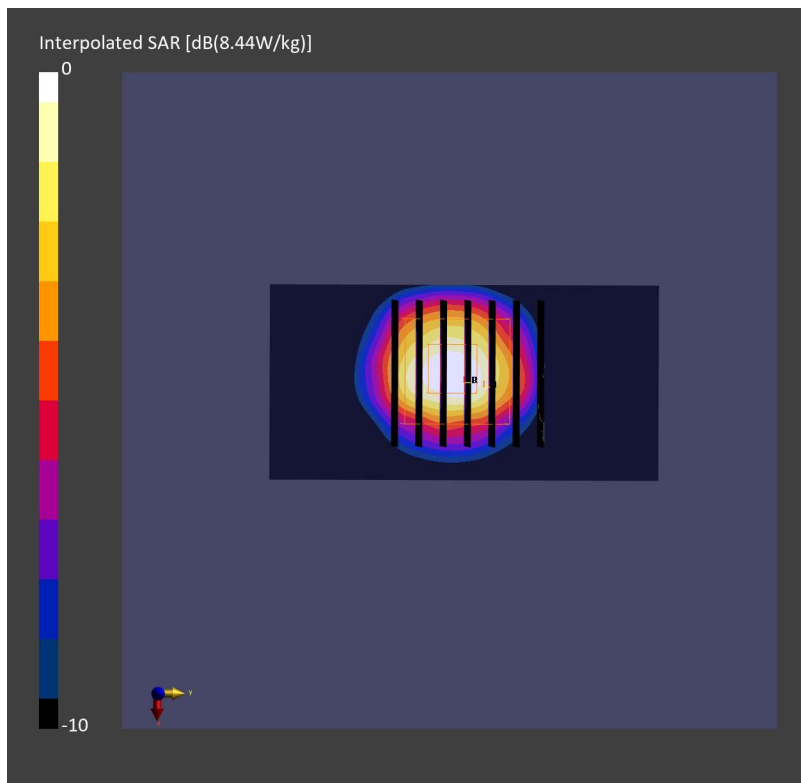
Pin=17.0dBm/Zoom Scan (28.0 mm x 28.0 mm x 28.0 mm): Measurement Grid: 5.0 mm x 5.0 mm x 1.4 mm

Power Drift = -0.02 dB

SAR (1g) = 3.15 W/kg; SAR (8g) = 1.34 W/kg; SAR (10g) = 1.19 W/kg

Smallest distance from peaks to all points 3 dB below = 8.0 mm

Ratio of SAR at M2 to SAR at M1 = 73.4 %



System Check_Head_3700MHz

DUT: D3700V2 - SN1006

Communication System: CW; Frequency: 3700.000 MHz; Duty Cycle: 1:1

Medium: HSL_3700_240102 Medium parameters used: $f=3700.000$ MHz; $\sigma=3.08$ S/m; $\epsilon_r=37.5$

Ambient Temperature: 23.6°C; Liquid Temperature: 22.6°C

DASY6 Configuration:

- Probe: EX3DV4 - SN7694; ConvF(6.83, 6.83, 6.83); Calibrated: 2023-10-26
- Sensor-Surface: 1.4 mm
- Electronics: DAE4ip Sn1800; Calibrated: 2023-05-31
- Phantom: ELI V8.0 (20deg probe tilt); Serial: 2204; Section: Flat
- Measurement Software: 16.2.4.2524
- UID: CW

Pin=17.0dBm/Area Scan (40.0 mm x 80.0 mm): Measurement Grid: 10.0 mm x 10.0 mm

SAR (1g) = 2.99 W/kg; SAR (10g) = 1.16 W/kg;

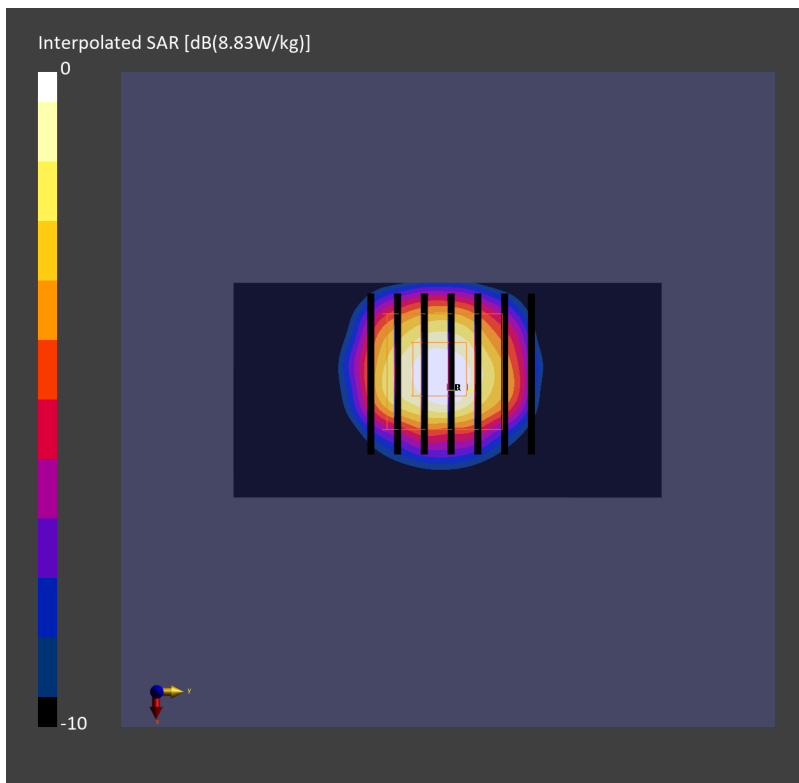
Pin=17.0dBm/Zoom Scan (28.0 mm x 28.0 mm x 28.0 mm): Measurement Grid: 5.0 mm x 5.0 mm x 1.4 mm

Power Drift = 0.00 dB

SAR (1g) = 3.26 W/kg; SAR (8g) = 1.38 W/kg; SAR (10g) = 1.22 W/kg

Smallest distance from peaks to all points 3 dB below = 8.1 mm

Ratio of SAR at M2 to SAR at M1 = 73.1 %



System Check_Head_3700MHz

DUT: D3700V2 - SN1006

Communication System: CW; Frequency: 3700.000 MHz; Duty Cycle: 1:1

Medium: HSL_3700_240104 Medium parameters used: $f=3700.000$ MHz; $\sigma=3.20$ S/m; $\epsilon_r=37.5$

Ambient Temperature: 23.3°C; Liquid Temperature: 22.3°C

DASY6 Configuration:

- Probe: EX3DV4 - SN7694; ConvF(6.83, 6.83, 6.83); Calibrated: 2023-10-26
- Sensor-Surface: 1.4 mm
- Electronics: DAE4ip Sn1800; Calibrated: 2023-05-31
- Phantom: ELI V8.0 (20deg probe tilt); Serial: 2204; Section: Flat
- Measurement Software: 16.2.4.2524
- UID: CW

Pin=17.0dBm/Area Scan (40.0 mm x 80.0 mm): Measurement Grid: 10.0 mm x 10.0 mm

SAR (1g) = 3.11 W/kg; SAR (10g) = 1.20 W/kg;

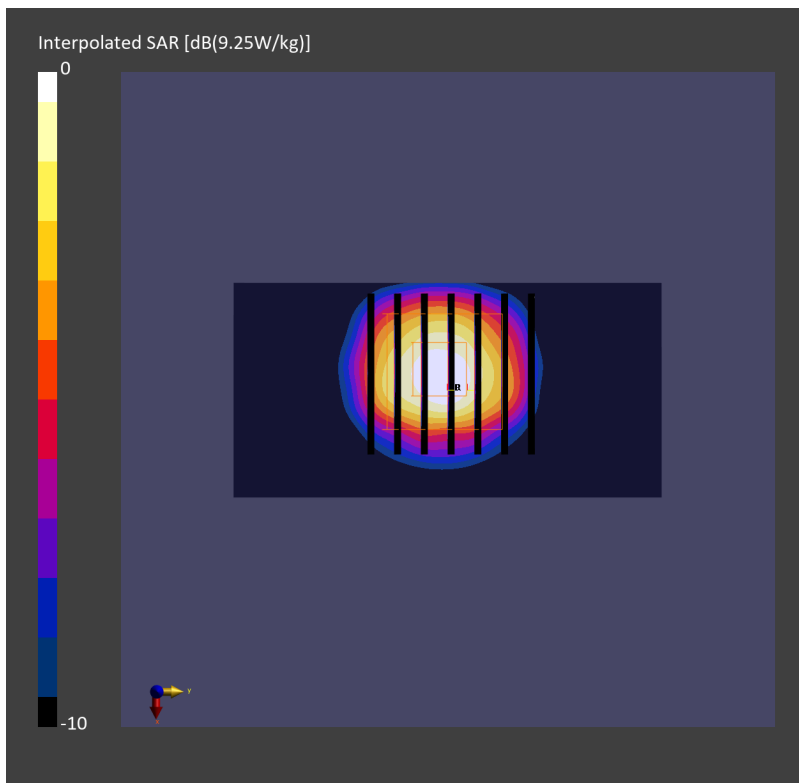
Pin=17.0dBm/Zoom Scan (28.0 mm x 28.0 mm x 28.0 mm): Measurement Grid: 5.0 mm x 5.0 mm x 1.4 mm

Power Drift = -0.02 dB

SAR (1g) = 3.38 W/kg; SAR (8g) = 1.43 W/kg; SAR (10g) = 1.26 W/kg

Smallest distance from peaks to all points 3 dB below = 8.1 mm

Ratio of SAR at M2 to SAR at M1 = 72.7 %



System Check_Head_3900MHz

DUT: D3900V2 - SN1092

Communication System: CW; Frequency: 3900.000 MHz; Duty Cycle: 1:1

Medium: HSL_3900_231213 Medium parameters used: $f=3900.000$ MHz; $\sigma=3.41$ S/m; $\epsilon_r=37.1$

Ambient Temperature: 23.2°C; Liquid Temperature: 22.2°C

DASY6 Configuration:

- Probe: EX3DV4 - SN7695; ConvF(6.88, 7.01, 7.55); Calibrated: 2023-05-22
- Sensor-Surface: 1.4 mm
- Electronics: DAE4 Sn1696; Calibrated: 2023-10-23
- Phantom: ELI V8.0 (20deg probe tilt); Serial: 2205; Section: Flat
- Measurement Software: 16.2.4.2524
- UID: CW

Pin=17.0dBm/Area Scan (40.0 mm x 80.0 mm): Measurement Grid: 10.0 mm x 10.0 mm

SAR (1g) = 2.81 W/kg; SAR (10g) = 1.05 W/kg;

Pin=17.0dBm/Zoom Scan (28.0 mm x 28.0 mm x 28.0 mm): Measurement Grid: 5.0 mm x 5.0 mm x 1.4 mm

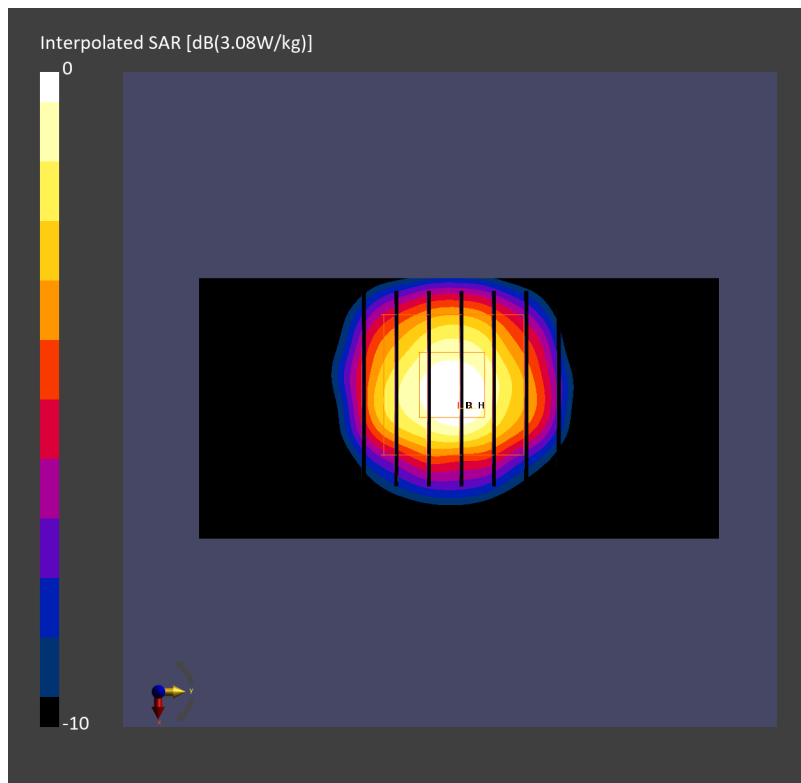
mm

Power Drift = 0.00 dB

SAR (1g) = 3.08 W/kg; SAR (8g) = 1.26 W/kg; SAR (10g) = 1.10 W/kg

Smallest distance from peaks to all points 3 dB below = 8.0 mm

Ratio of SAR at M2 to SAR at M1 = 74.6 %



System Check_Head_3900MHz

DUT: D3900V2 - SN1092

Communication System: CW; Frequency: 3900.000 MHz; Duty Cycle: 1:1

Medium: HSL_3900_231220 Medium parameters used: $f=3900.000$ MHz; $\sigma=3.39$ S/m; $\epsilon_r=37.2$

Ambient Temperature: 23.8°C; Liquid Temperature: 22.8°C

DASY6 Configuration:

- Probe: EX3DV4 - SN7694; ConvF(6.76, 6.76, 6.76); Calibrated: 2023-10-26
- Sensor-Surface: 1.4 mm
- Electronics: DAE4ip Sn1800; Calibrated: 2023-05-31
- Phantom: ELI V8.0 (20deg probe tilt); Serial: 2204; Section: Flat
- Measurement Software: 16.2.4.2524
- UID: CW

Pin=17.0dBm/Area Scan (40.0 mm x 80.0 mm): Measurement Grid: 10.0 mm x 10.0 mm

SAR (1g) = 2.77 W/kg; SAR (10g) = 1.04 W/kg;

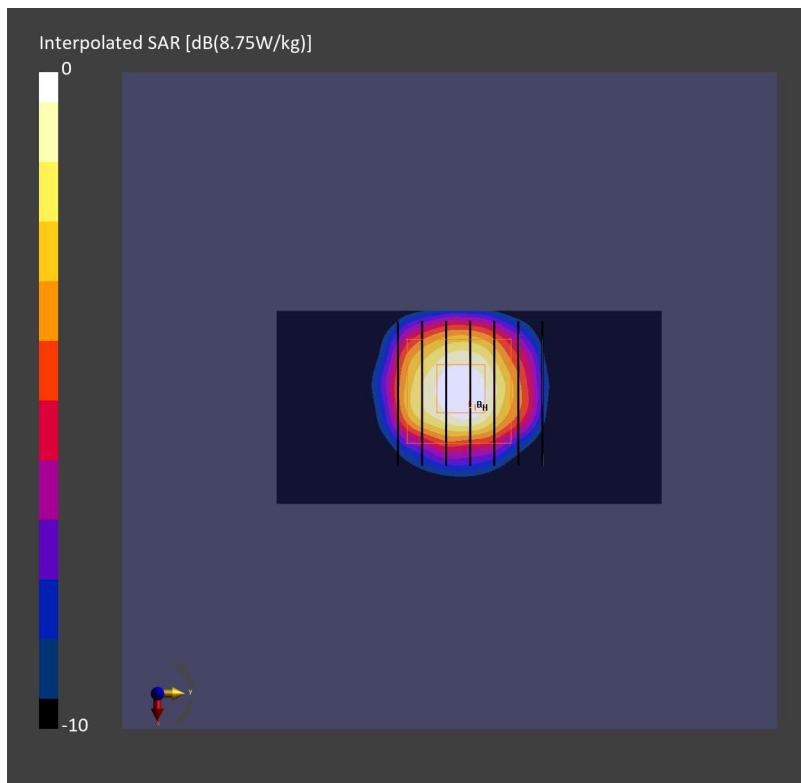
Pin=17.0dBm/Zoom Scan (28.0 mm x 28.0 mm x 28.0 mm): Measurement Grid: 5.0 mm x 5.0 mm x 1.4 mm

Power Drift = -0.01 dB

SAR (1g) = 3.11 W/kg; SAR (8g) = 1.26 W/kg; SAR (10g) = 1.10 W/kg

Smallest distance from peaks to all points 3 dB below = 8.1 mm

Ratio of SAR at M2 to SAR at M1 = 72.7 %



System Check_Head_3900MHz

DUT: D3900V2 - SN1092

Communication System: CW; Frequency: 3900.000 MHz; Duty Cycle: 1:1

Medium: HSL_3900_231221 Medium parameters used: $f = 3900.000$ MHz; $\sigma = 3.41$ S/m; $\epsilon_r = 37.3$

Ambient Temperature: 23.5°C; Liquid Temperature: 22.5°C

DASY6 Configuration:

- Probe: EX3DV4 - SN7694; ConvF(6.76, 6.76, 6.76); Calibrated: 2023-10-26
- Sensor-Surface: 1.4 mm
- Electronics: DAE4ip Sn1800; Calibrated: 2023-05-31
- Phantom: ELI V8.0 (20deg probe tilt); Serial: 2204; Section: Flat
- Measurement Software: 16.2.4.2524
- UID: CW

Pin=17.0dBm/Area Scan (40.0 mm x 80.0 mm): Measurement Grid: 10.0 mm x 10.0 mm

SAR (1g) = 2.92 W/kg; SAR (10g) = 1.10 W/kg;

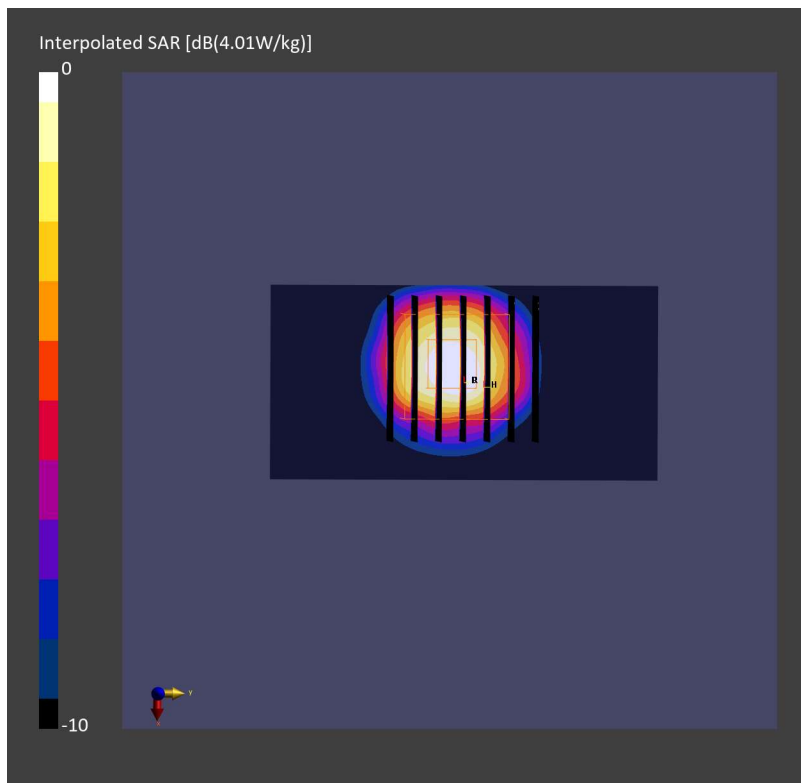
Pin=17.0dBm/Zoom Scan (28.0 mm x 28.0 mm x 28.0 mm): Measurement Grid: 5.0 mm x 5.0 mm x 1.4 mm

Power Drift = -0.01 dB

SAR (1g) = 3.24 W/kg; SAR (8g) = 1.30 W/kg; SAR (10g) = 1.14 W/kg

Smallest distance from peaks to all points 3 dB below = 8.0 mm

Ratio of SAR at M2 to SAR at M1 = 71.7 %



System Check_Head_3900MHz

DUT: D3900V2 - SN1092

Communication System: CW; Frequency: 3900.000 MHz; Duty Cycle: 1:1

Medium: HSL_3900_240104 Medium parameters used: $f=3900.000$ MHz; $\sigma=3.40$ S/m; $\epsilon_r=37.2$

Ambient Temperature: 23.3°C; Liquid Temperature: 22.3°C

DASY6 Configuration:

- Probe: EX3DV4 - SN7694; ConvF(6.76, 6.76, 6.76); Calibrated: 2023-10-26
- Sensor-Surface: 1.4 mm
- Electronics: DAE4ip Sn1800; Calibrated: 2023-05-31
- Phantom: ELI V8.0 (20deg probe tilt); Serial: 2204; Section: Flat
- Measurement Software: 16.2.4.2524
- UID: CW

Pin=17.0dBm/Area Scan (40.0 mm x 80.0 mm): Measurement Grid: 10.0 mm x 10.0 mm

SAR (1g) = 3.05 W/kg; SAR (10g) = 1.15 W/kg;

Pin=17.0dBm/Zoom Scan (28.0 mm x 28.0 mm x 28.0 mm): Measurement Grid: 5.0 mm x 5.0 mm x 1.4 mm

Power Drift = -0.02 dB

SAR (1g) = 3.43 W/kg; SAR (8g) = 1.38 W/kg; SAR (10g) = 1.20 W/kg

Smallest distance from peaks to all points 3 dB below = 8.1 mm

Ratio of SAR at M2 to SAR at M1 = 72.4 %

