

System Check_Head_750MHz

DUT: D750V3 - SN1107

Communication System: CW; Frequency: 750.000 MHz; Duty Cycle: 1:1

Medium: HSL_750_231216 Medium parameters used: $f=750.000$ MHz; $\sigma=0.902$ S/m; $\epsilon_r=42.8$

Ambient Temperature: 23.5°C; Liquid Temperature: 22.5°C

DASY6 Configuration:

- Probe: EX3DV4 - SN7793; ConvF(9.21, 8.99, 9.25); Calibrated: 2023-03-08
- Sensor-Surface: 1.4 mm
- Electronics: DAE4 Sn376; Calibrated: 2023-09-14
- Phantom: ELI V8.0-I; Serial: 2196; Section: Flat
- Measurement Software: 16.2.4.2524
- UID: CW

Pin=17.0dBm/Area Scan (40.0 mm x 90.0 mm): Measurement Grid: 10.0 mm x 15.0 mm
SAR (1g) = 0.404 W/kg; SAR (10g) = 0.270 W/kg;

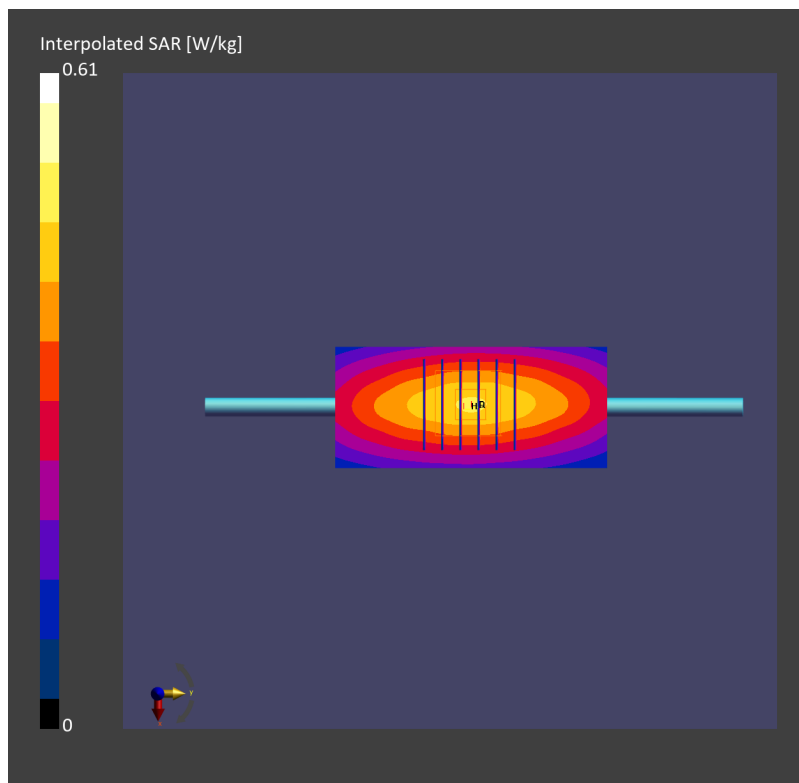
Pin=17.0dBm/Zoom Scan (30.0 mm x 30.0 mm x 30.0 mm): Measurement Grid: 6.0 mm x 6.0 mm x 1.5 mm

Power Drift = 0.03 dB

SAR (1g) = 0.410 W/kg; SAR (8g) = 0.290 W/kg; SAR (10g) = 0.276 W/kg

Smallest distance from peaks to all points 3 dB below = > 15.0 mm

Ratio of SAR at M2 to SAR at M1 = 87.7 %



System Check_Head_835MHz

DUT: D835V2 - SN4d167

Communication System: CW; Frequency: 835.000 MHz; Duty Cycle: 1:1

Medium: HSL_850_231226 Medium parameters used: $f=835.000$ MHz; $\sigma=0.928$ S/m; $\epsilon_r=41.6$

Ambient Temperature: 23.5°C; Liquid Temperature: 22.5°C

DASY6 Configuration:

- Probe: EX3DV4 - SN7793; ConvF(9.14, 8.88, 9.24); Calibrated: 2023-03-08
- Sensor-Surface: 1.4 mm
- Electronics: DAE4 Sn376; Calibrated: 2023-09-14
- Phantom: ELI V8.0-I; Serial: 2196; Section: Flat
- Measurement Software: 16.2.4.2524
- UID: CW

Pin=17.0dBm/Area Scan (40.0 mm x 90.0 mm): Measurement Grid: 10.0 mm x 15.0 mm
SAR (1g) = 0.459 W/kg; SAR (10g) = 0.302 W/kg;

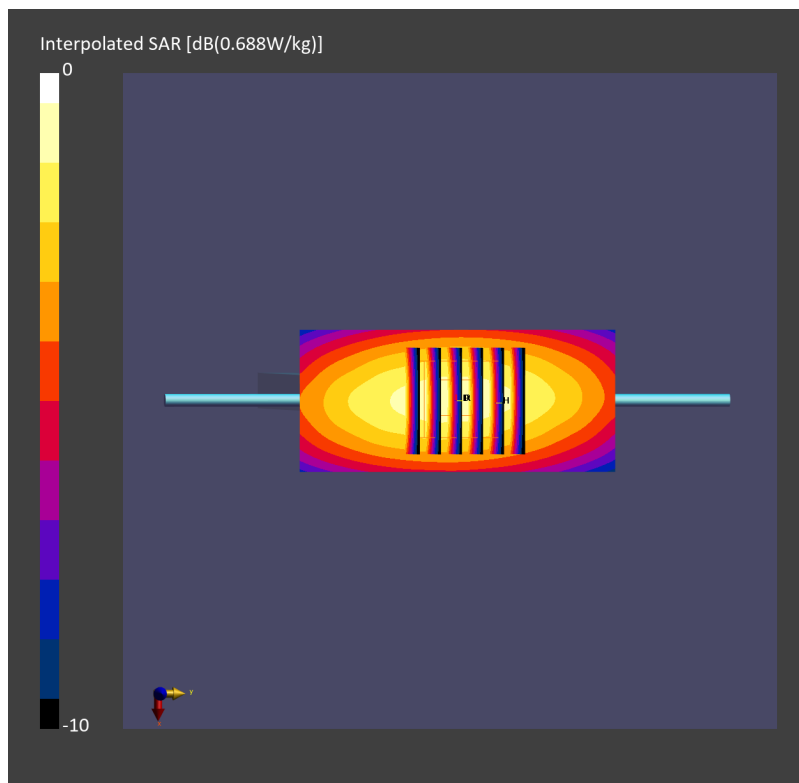
Pin=17.0dBm/Zoom Scan (30.0 mm x 30.0 mm x 30.0 mm): Measurement Grid: 6.0 mm x 6.0 mm x 1.5 mm

Power Drift = 0.03 dB

SAR (1g) = 0.460 W/kg; SAR (8g) = 0.322 W/kg; SAR (10g) = 0.306 W/kg

Smallest distance from peaks to all points 3 dB below = 19.0 mm

Ratio of SAR at M2 to SAR at M1 = 88.2 %



System Check_Head_1750MHz

DUT: D1750V2 - SN1112

Communication System: CW; Frequency: 1750.000 MHz; Duty Cycle: 1:1

Medium: HSL_1750_231205 Medium parameters used: $f = 1750.000$ MHz; $\sigma = 1.36$ S/m; $\epsilon_r = 40.6$

Ambient Temperature: 23.5°C; Liquid Temperature: 22.5°C

DASY6 Configuration:

- Probe: EX3DV4 - SN7793; ConvF(7.86, 7.63, 7.94); Calibrated: 2023-03-08
- Sensor-Surface: 1.4 mm
- Electronics: DAE4 Sn376; Calibrated: 2023-09-14
- Phantom: ELI V8.0-I; Serial: 2196; Section: Flat
- Measurement Software: 16.2.4.2524
- UID: CW

Pin=17.0dBm/Area Scan (40.0 mm x 90.0 mm): Measurement Grid: 10.0 mm x 15.0 mm

SAR (1g) = 1.59 W/kg; SAR (10g) = 0.848 W/kg;

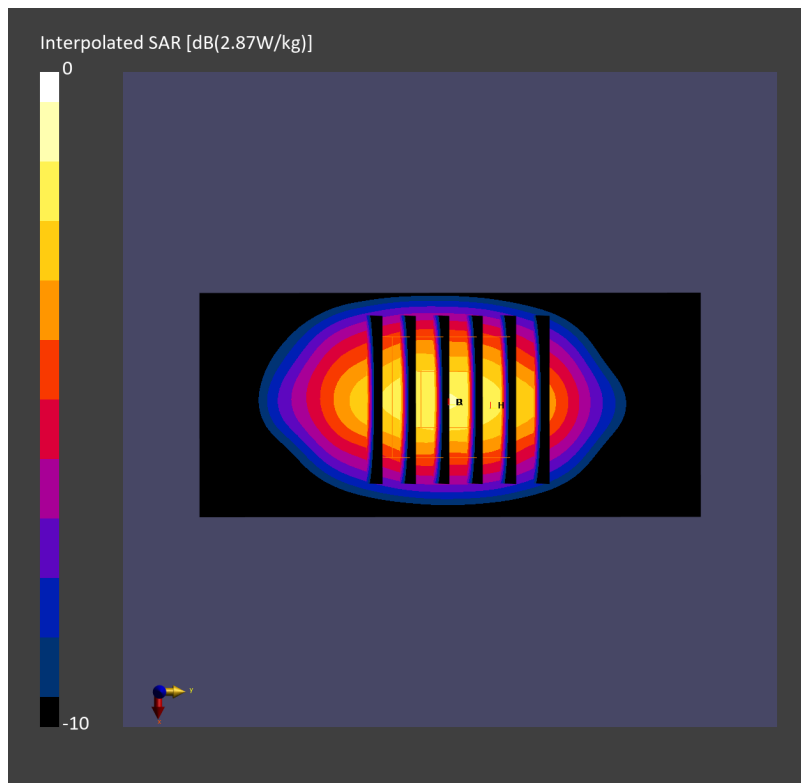
Pin=17.0dBm/Zoom Scan (30.0 mm x 30.0 mm x 30.0 mm): Measurement Grid: 6.0 mm x 6.0 mm x 1.5 mm

Power Drift = 0.01 dB

SAR (1g) = 1.68 W/kg; SAR (8g) = 0.937 W/kg; SAR (10g) = 0.885 W/kg

Smallest distance from peaks to all points 3 dB below = 9.7 mm

Ratio of SAR at M2 to SAR at M1 = 84.3 %



System Check_Head_1750MHz

DUT: D1750V2 - SN1112

Communication System: CW; Frequency: 1750.000 MHz; Duty Cycle: 1:1
Medium: HSL_1750_231215 Medium parameters used: $f=1750.000$ MHz; $\sigma=1.36$ S/m; $\epsilon_r=40.0$
Ambient Temperature: 23.5°C; Liquid Temperature: 22.5°C

DASY6 Configuration:

- Probe: EX3DV4 - SN7793; ConvF(7.86, 7.63, 7.94); Calibrated: 2023-03-08
- Sensor-Surface: 1.4 mm
- Electronics: DAE4 Sn376; Calibrated: 2023-09-14
- Phantom: ELI V8.0-I; Serial: 2196; Section: Flat
- Measurement Software: 16.2.4.2524
- UID: CW

Pin=17.0dBm/Area Scan (40.0 mm x 90.0 mm): Measurement Grid: 10.0 mm x 15.0 mm
SAR (1g) = 1.67 W/kg; SAR (10g) = 0.884 W/kg;

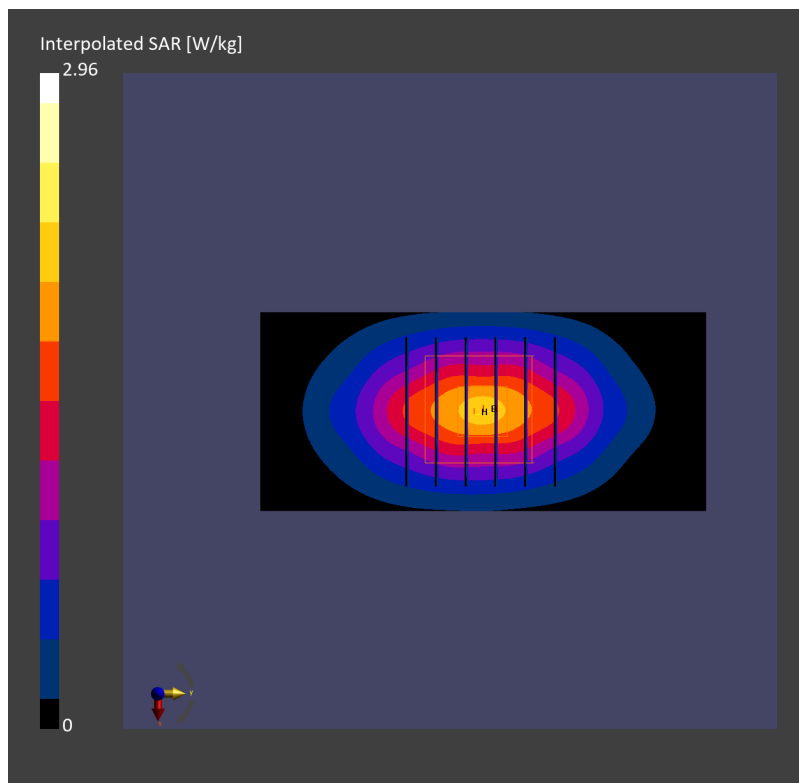
Pin=17.0dBm/Zoom Scan (30.0 mm x 30.0 mm x 30.0 mm): Measurement Grid: 6.0 mm x 6.0 mm x 1.5 mm

Power Drift = 0.01 dB

SAR (1g) = 1.67 W/kg; SAR (8g) = 0.981 W/kg; SAR (10g) = 0.907 W/kg

Smallest distance from peaks to all points 3 dB below = 10.3 mm

Ratio of SAR at M2 to SAR at M1 = 84.4 %



System Check_Head_1900MHz

DUT: D1900V2 - SN5d185

Communication System: CW; Frequency: 1900.000 MHz; Duty Cycle: 1:1

Medium: HSL_1900_231205 Medium parameters used: $f=1900.000$ MHz; $\sigma=1.43$ S/m; $\epsilon_r=39.1$

Ambient Temperature: 23.5°C; Liquid Temperature: 22.5°C

DASY6 Configuration:

- Probe: EX3DV4 - SN7793; ConvF(7.54, 7.35, 7.67); Calibrated: 2023-03-08
- Sensor-Surface: 1.4 mm
- Electronics: DAE4 Sn376; Calibrated: 2023-09-14
- Phantom: ELI V8.0-I; Serial: 2196; Section: Flat
- Measurement Software: 16.2.4.2524
- UID: CW

Pin=17.0dBm/Area Scan (40.0 mm x 90.0 mm): Measurement Grid: 10.0 mm x 15.0 mm
SAR (1g) = 1.73 W/kg; SAR (10g) = 0.899 W/kg;

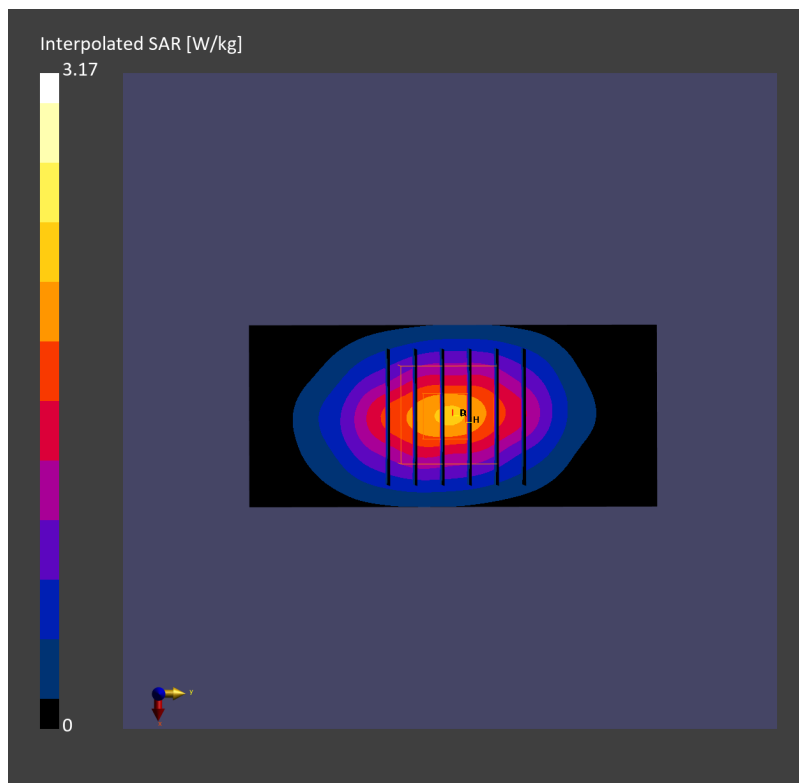
Pin=17.0dBm/Zoom Scan (30.0 mm x 30.0 mm x 30.0 mm): Measurement Grid: 6.0 mm x 6.0 mm x 1.5 mm

Power Drift = 0.05 dB

SAR (1g) = 1.77 W/kg; SAR (8g) = 1.02 W/kg; SAR (10g) = 0.936 W/kg

Smallest distance from peaks to all points 3 dB below = 9.9 mm

Ratio of SAR at M2 to SAR at M1 = 84.6 %



System Check_Head_1900MHz

DUT: D1900V2 - SN5d185

Communication System: CW; Frequency: 1900.000 MHz; Duty Cycle: 1:1

Medium: HSL_1900_231215 Medium parameters used: $f=1900.000$ MHz; $\sigma=1.43$ S/m; $\epsilon_r=39.7$

Ambient Temperature: 23.5°C; Liquid Temperature: 22.5°C

DASY6 Configuration:

- Probe: EX3DV4 - SN7793; ConvF(7.54, 7.35, 7.67); Calibrated: 2023-03-08
- Sensor-Surface: 1.4 mm
- Electronics: DAE4 Sn376; Calibrated: 2023-09-14
- Phantom: ELI V8.0-I; Serial: 2196; Section: Flat
- Measurement Software: 16.2.4.2524
- UID: CW

Pin=17.0dBm/Area Scan (40.0 mm x 90.0 mm): Measurement Grid: 10.0 mm x 15.0 mm
SAR (1g) = 1.80 W/kg; SAR (10g) = 0.928 W/kg;

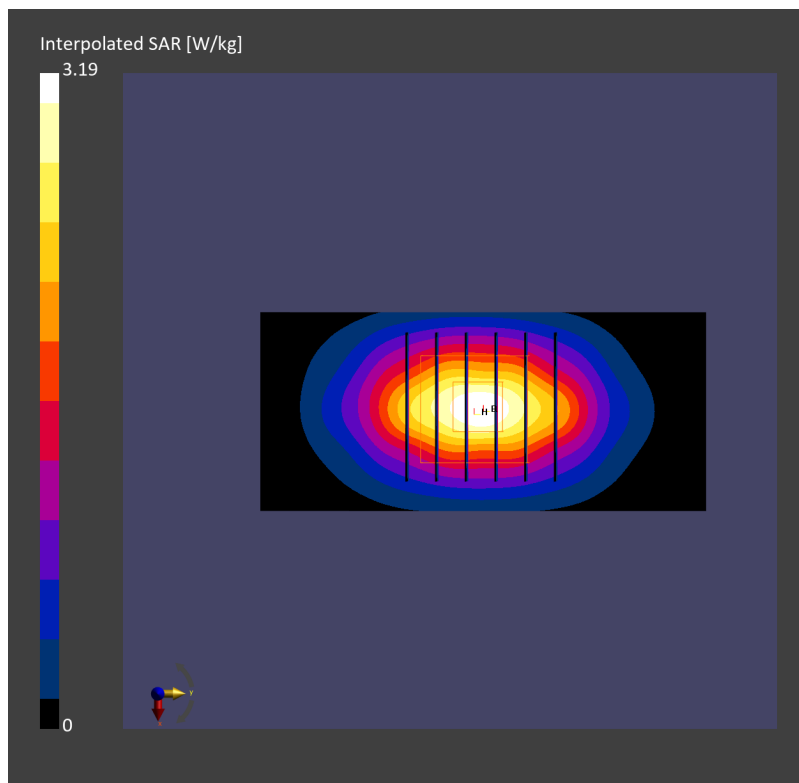
Pin=17.0dBm/Zoom Scan (30.0 mm x 30.0 mm x 30.0 mm): Measurement Grid: 6.0 mm x 6.0 mm x 1.5 mm

Power Drift = 0.01 dB

SAR (1g) = 1.80 W/kg; SAR (8g) = 1.04 W/kg; SAR (10g) = 0.954 W/kg

Smallest distance from peaks to all points 3 dB below = 9.7 mm

Ratio of SAR at M2 to SAR at M1 = 84.5 %



System Check_Head_2300MHz

DUT: D2300V2 - SN1006

Communication System: CW; Frequency: 2300.000 MHz; Duty Cycle: 1:1
Medium: HSL_2300_231209 Medium parameters used: $f=2300.000$ MHz; $\sigma=1.65$ S/m; $\epsilon_r=40.2$
Ambient Temperature: 23.5°C; Liquid Temperature: 22.5°C

DASY6 Configuration:

- Probe: EX3DV4 - SN7793; ConvF(7.32, 7.11, 7.45); Calibrated: 2023-03-08
- Sensor-Surface: 1.4 mm
- Electronics: DAE4 Sn376; Calibrated: 2023-09-14
- Phantom: ELI V8.0-I; Serial: 2196; Section: Flat
- Measurement Software: 16.2.4.2524
- UID: CW

Pin=17.0dBm/Area Scan (40.0 mm x 80.0 mm): Measurement Grid: 10.0 mm x 10.0 mm
SAR (1g) = 2.43 W/kg; SAR (10g) = 1.14 W/kg;

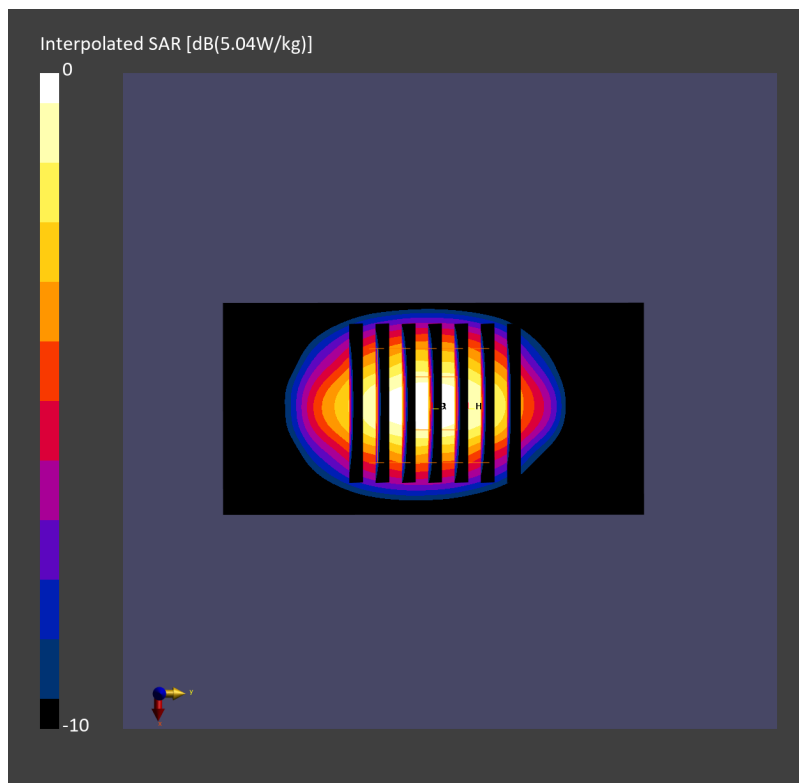
Pin=17.0dBm/Zoom Scan (30.0 mm x 30.0 mm x 30.0 mm): Measurement Grid: 5.0 mm x 5.0 mm x 1.5 mm

Power Drift = 0.01 dB

SAR (1g) = 2.46 W/kg; SAR (8g) = 1.28 W/kg; SAR (10g) = 1.16 W/kg

Smallest distance from peaks to all points 3 dB below = 9.0 mm

Ratio of SAR at M2 to SAR at M1 = 79.9 %



System Check_Head_2600MHz

DUT: D2600V2 - SN1078

Communication System: CW; Frequency: 2600.000 MHz; Duty Cycle: 1:1

Medium: HSL_2600_231206 Medium parameters used: $f=2600.000$ MHz; $\sigma=1.97$ S/m; $\epsilon_r=38.9$

Ambient Temperature: 23.6°C; Liquid Temperature: 22.6°C

DASY6 Configuration:

- Probe: EX3DV4 - SN7793; ConvF(7.1, 6.87, 7.24); Calibrated: 2023-03-08
- Sensor-Surface: 1.4 mm
- Electronics: DAE4 Sn376; Calibrated: 2023-09-14
- Phantom: ELI V8.0-I; Serial: 2196; Section: Flat
- Measurement Software: 16.2.4.2524
- UID: CW

Pin=17.0dBm/Area Scan (40.0 mm x 80.0 mm): Measurement Grid: 10.0 mm x 10.0 mm
SAR (1g) = 2.66 W/kg; SAR (10g) = 1.18 W/kg;

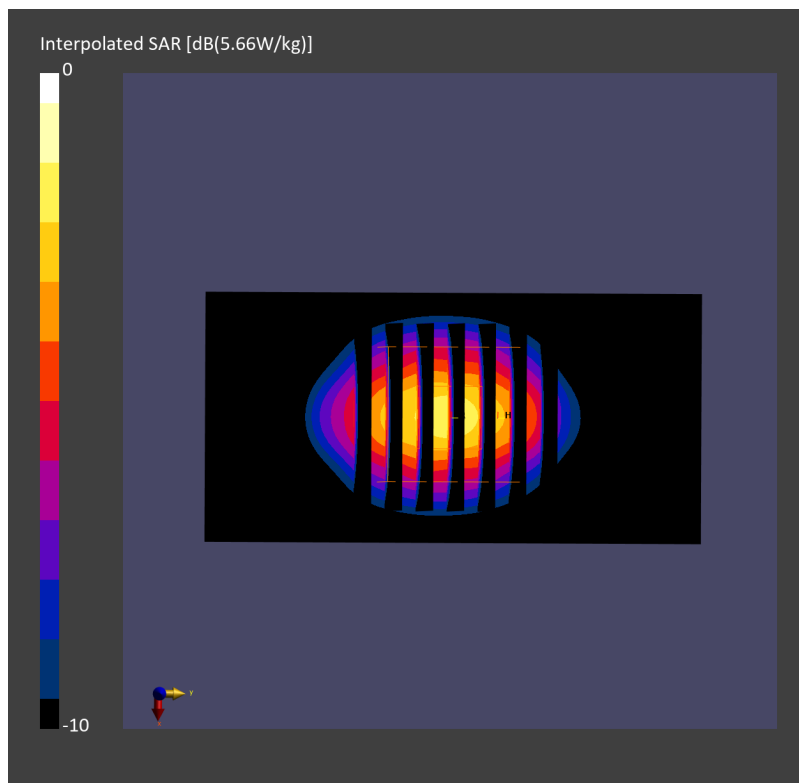
Pin=17.0dBm/Zoom Scan (30.0 mm x 30.0 mm x 30.0 mm): Measurement Grid: 5.0 mm x 5.0 mm x 1.5 mm

Power Drift = -0.03 dB

SAR (1g) = 2.68 W/kg; SAR (8g) = 1.34 W/kg; SAR (10g) = 1.21 W/kg

Smallest distance from peaks to all points 3 dB below = 8.6 mm

Ratio of SAR at M2 to SAR at M1 = 79.4 %



System Check_Head_2600MHz

DUT: D2600V2 - SN1078

Communication System: CW; Frequency: 2600.000 MHz; Duty Cycle: 1:1

Medium: HSL_2600_231224 Medium parameters used: $f=2600.000$ MHz; $\sigma=1.92$ S/m; $\epsilon_r=39.3$

Ambient Temperature: 23.5°C; Liquid Temperature: 22.5°C

DASY6 Configuration:

- Probe: EX3DV4 - SN7793; ConvF(7.1, 6.87, 7.24); Calibrated: 2023-03-08
- Sensor-Surface: 1.4 mm
- Electronics: DAE4 Sn376; Calibrated: 2023-09-14
- Phantom: ELI V8.0-I; Serial: 2196; Section: Flat
- Measurement Software: 16.2.4.2524
- UID: CW

Pin=17.0dBm/Area Scan (40.0 mm x 80.0 mm): Measurement Grid: 10.0 mm x 10.0 mm
SAR (1g) = 2.31 W/kg; SAR (10g) = 1.04 W/kg;

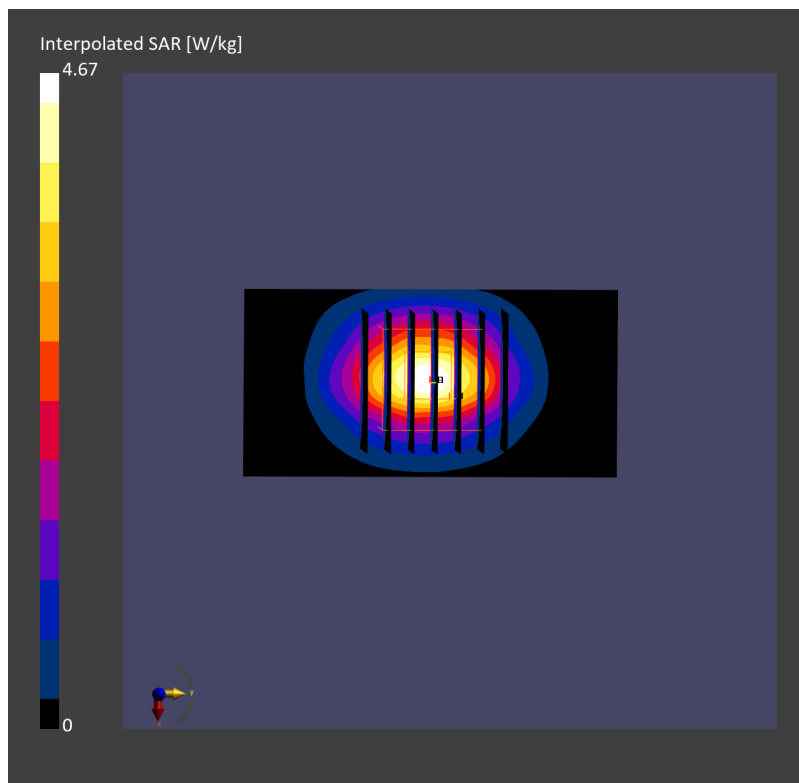
Pin=17.0dBm/Zoom Scan (30.0 mm x 30.0 mm x 30.0 mm): Measurement Grid: 5.0 mm x 5.0 mm x 1.5 mm

Power Drift = 0.01 dB

SAR (1g) = 2.62 W/kg; SAR (8g) = 1.38 W/kg; SAR (10g) = 1.16 W/kg

Smallest distance from peaks to all points 3 dB below = 9.0 mm

Ratio of SAR at M2 to SAR at M1 = 81.2 %



System Check_Head_3500MHz

DUT: D3500V2 - SN1036

Communication System: CW; Frequency: 3500.000 MHz; Duty Cycle: 1:1

Medium: HSL_3500_231209 Medium parameters used: $f=3500.000$ MHz; $\sigma=2.98$ S/m; $\epsilon_r=37.7$

Ambient Temperature: 23.5°C; Liquid Temperature: 22.5°C

DASY6 Configuration:

- Probe: EX3DV4 - SN7793; ConvF(6.18, 6.0, 6.31); Calibrated: 2023-03-08
- Sensor-Surface: 1.4 mm
- Electronics: DAE4 Sn376; Calibrated: 2023-09-14
- Phantom: ELI V8.0-I; Serial: 2196; Section: Flat
- Measurement Software: 16.2.4.2524
- UID: CW

Pin=17.0dBm/Area Scan (40.0 mm x 80.0 mm): Measurement Grid: 10.0 mm x 10.0 mm
SAR (1g) = 3.14 W/kg; SAR (10g) = 1.20 W/kg;

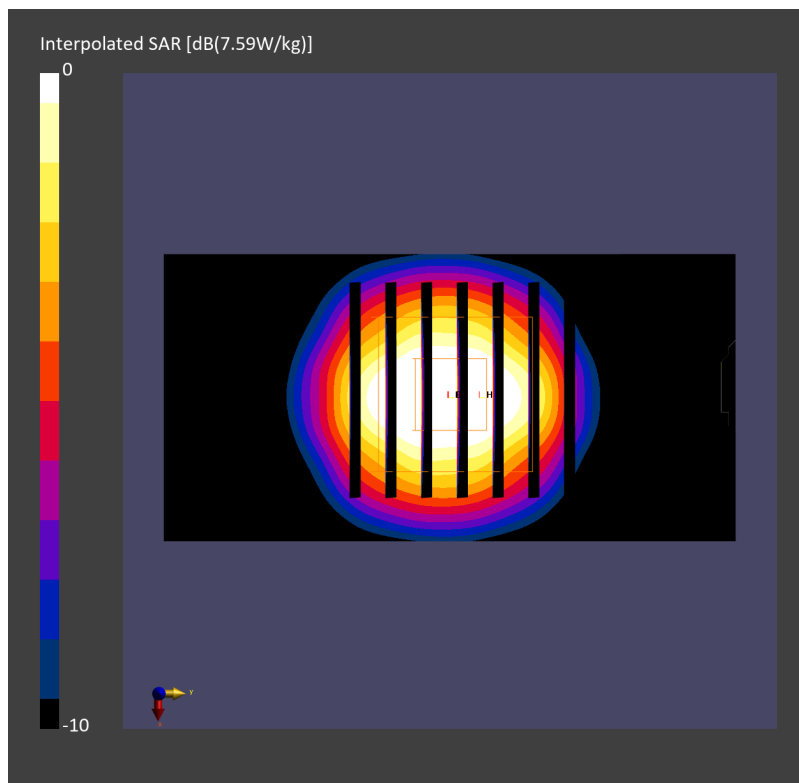
Pin=17.0dBm/Zoom Scan (28.0 mm x 28.0 mm x 28.0 mm): Measurement Grid: 5.0 mm x 5.0 mm x 1.4 mm

Power Drift = 0.01 dB

SAR (1g) = 3.16 W/kg; SAR (8g) = 1.40 W/kg; SAR (10g) = 1.24 W/kg

Smallest distance from peaks to all points 3 dB below = 9.0 mm

Ratio of SAR at M2 to SAR at M1 = 78.1 %



System Check_Head_3500MHz

DUT: D3500V2 - SN1036

Communication System: CW; Frequency: 3500.000 MHz; Duty Cycle: 1:1

Medium: HSL_3500_231210 Medium parameters used: $f=3500.000$ MHz; $\sigma=2.99$ S/m; $\epsilon_r=37.8$

Ambient Temperature: 23.4°C; Liquid Temperature: 22.4°C

DASY6 Configuration:

- Probe: EX3DV4 - SN7793; ConvF(6.18, 6.0, 6.31); Calibrated: 2023-03-08
- Sensor-Surface: 1.4 mm
- Electronics: DAE4 Sn376; Calibrated: 2023-09-14
- Phantom: ELI V8.0-I; Serial: 2196; Section: Flat
- Measurement Software: 16.2.4.2524
- UID: CW

Pin=17.0dBm/Area Scan (40.0 mm x 80.0 mm): Measurement Grid: 10.0 mm x 10.0 mm
SAR (1g) = 3.30 W/kg; SAR (10g) = 1.26 W/kg;

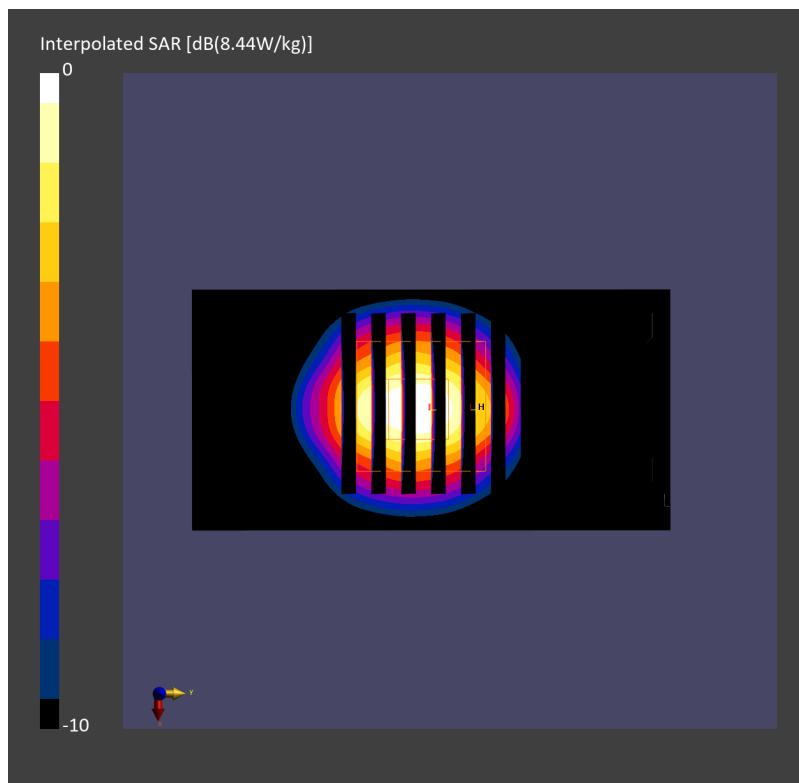
Pin=17.0dBm/Zoom Scan (28.0 mm x 28.0 mm x 28.0 mm): Measurement Grid: 5.0 mm x 5.0 mm x 1.4 mm

Power Drift = 0.02 dB

SAR (1g) = 3.38 W/kg; SAR (8g) = 1.48 W/kg; SAR (10g) = 1.31 W/kg

Smallest distance from peaks to all points 3 dB below = 8.1 mm

Ratio of SAR at M2 to SAR at M1 = 76.4 %



System Check_Head_3500MHz

DUT: D3500V2 - SN1036

Communication System: CW; Frequency: 3500.000 MHz; Duty Cycle: 1:1

Medium: HSL_3500_231211 Medium parameters used: $f=3500.000$ MHz; $\sigma=2.97$ S/m; $\epsilon_r=37.9$

Ambient Temperature: 23.5°C; Liquid Temperature: 22.5°C

DASY6 Configuration:

- Probe: EX3DV4 - SN7793; ConvF(6.18, 6.0, 6.31); Calibrated: 2023-03-08
- Sensor-Surface: 1.4 mm
- Electronics: DAE4 Sn376; Calibrated: 2023-09-14
- Phantom: ELI V8.0-I; Serial: 2196; Section: Flat
- Measurement Software: 16.2.4.2524
- UID: CW

Pin=17.0dBm/Area Scan (40.0 mm x 80.0 mm): Measurement Grid: 10.0 mm x 10.0 mm
SAR (1g) = 3.00 W/kg; SAR (10g) = 1.15 W/kg;

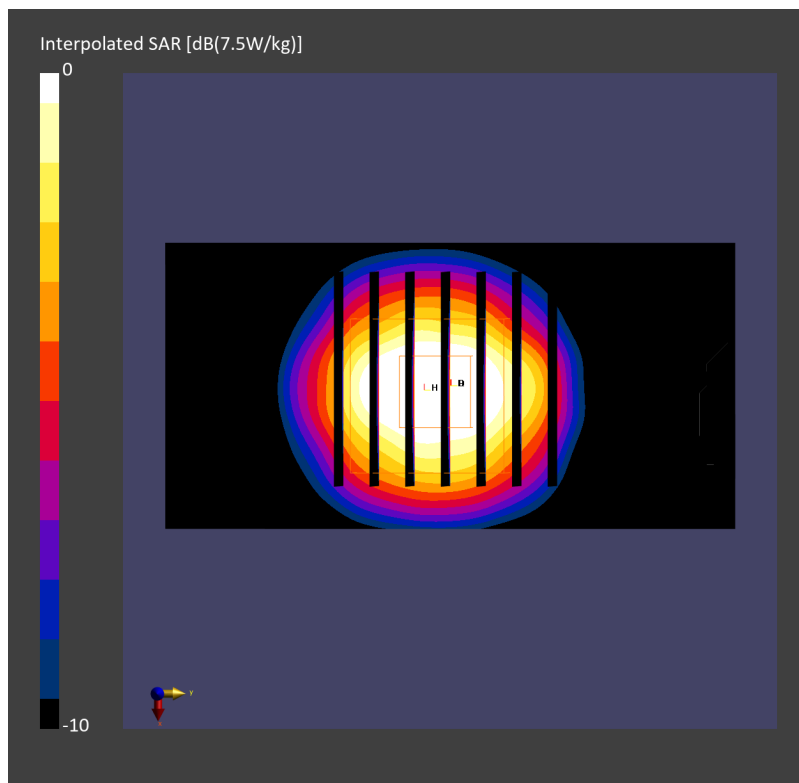
Pin=17.0dBm/Zoom Scan (28.0 mm x 28.0 mm x 28.0 mm): Measurement Grid: 5.0 mm x 5.0 mm x 1.4 mm

Power Drift = 0.02 dB

SAR (1g) = 3.08 W/kg; SAR (8g) = 1.35 W/kg; SAR (10g) = 1.20 W/kg

Smallest distance from peaks to all points 3 dB below = 9.0 mm

Ratio of SAR at M2 to SAR at M1 = 77.8 %



System Check_Head_3500MHz

DUT: D3500V2 - SN1036

Communication System: CW; Frequency: 3500.000 MHz; Duty Cycle: 1:1
Medium: HSL_3500_231225 Medium parameters used: $f=3500.000$ MHz; $\sigma=2.94$ S/m; $\epsilon_r=38.0$
Ambient Temperature: 23.5°C; Liquid Temperature: 22.5°C

DASY6 Configuration:

- Probe: EX3DV4 - SN7793; ConvF(6.18, 6.0, 6.31); Calibrated: 2023-03-08
- Sensor-Surface: 1.4 mm
- Electronics: DAE4 Sn376; Calibrated: 2023-09-14
- Phantom: ELI V8.0-I; Serial: 2196; Section: Flat
- Measurement Software: 16.2.4.2524
- UID: CW

Pin=17.0dBm/Area Scan (40.0 mm x 80.0 mm): Measurement Grid: 10.0 mm x 10.0 mm
SAR (1g) = 2.90 W/kg; SAR (10g) = 1.13 W/kg;

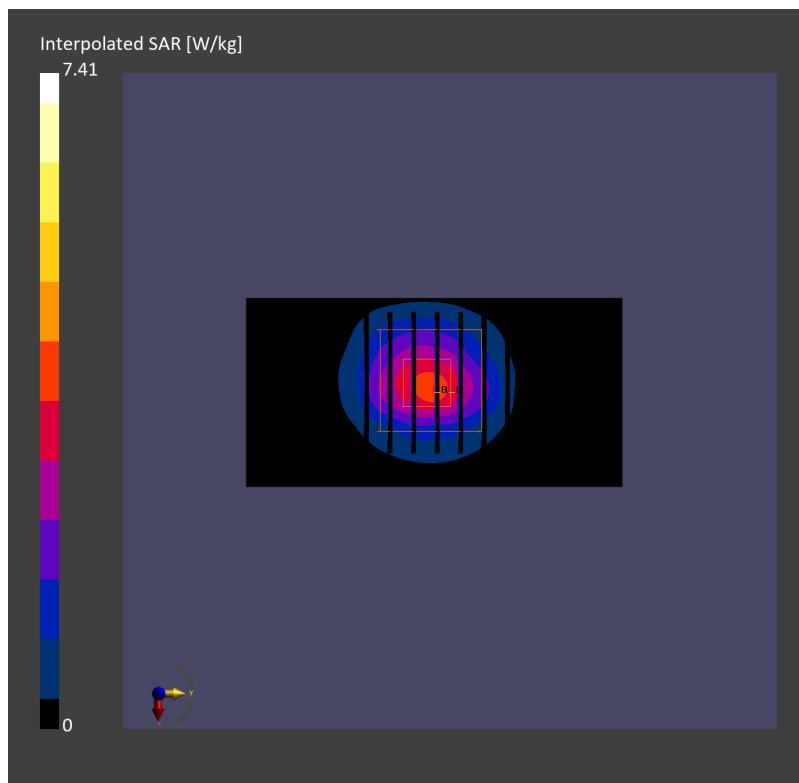
Pin=17.0dBm/Zoom Scan (28.0 mm x 28.0 mm x 28.0 mm): Measurement Grid: 5.0 mm x 5.0 mm x 1.4 mm

Power Drift = 0.02 dB

SAR (1g) = 3.11 W/kg; SAR (8g) = 1.33 W/kg; SAR (10g) = 1.18 W/kg

Smallest distance from peaks to all points 3 dB below = 8.1 mm

Ratio of SAR at M2 to SAR at M1 = 77.2 %



System Check_Head_3700MHz

DUT: D3700V2 - SN1006

Communication System: CW; Frequency: 3700.000 MHz; Duty Cycle: 1:1
Medium: HSL_3700_231209 Medium parameters used: $f=3700.000$ MHz; $\sigma=3.16$ S/m; $\epsilon_r=37.4$
Ambient Temperature: 23.5°C; Liquid Temperature: 22.5°C

DASY6 Configuration:

- Probe: EX3DV4 - SN7793; ConvF(6.15, 5.95, 6.26); Calibrated: 2023-03-08
- Sensor-Surface: 1.4 mm
- Electronics: DAE4 Sn376; Calibrated: 2023-09-14
- Phantom: ELI V8.0-I; Serial: 2196; Section: Flat
- Measurement Software: 16.2.4.2524
- UID: CW

Pin=17.0dBm/Area Scan (40.0 mm x 80.0 mm): Measurement Grid: 10.0 mm x 10.0 mm
SAR (1g) = 3.10 W/kg; SAR (10g) = 1.16 W/kg;

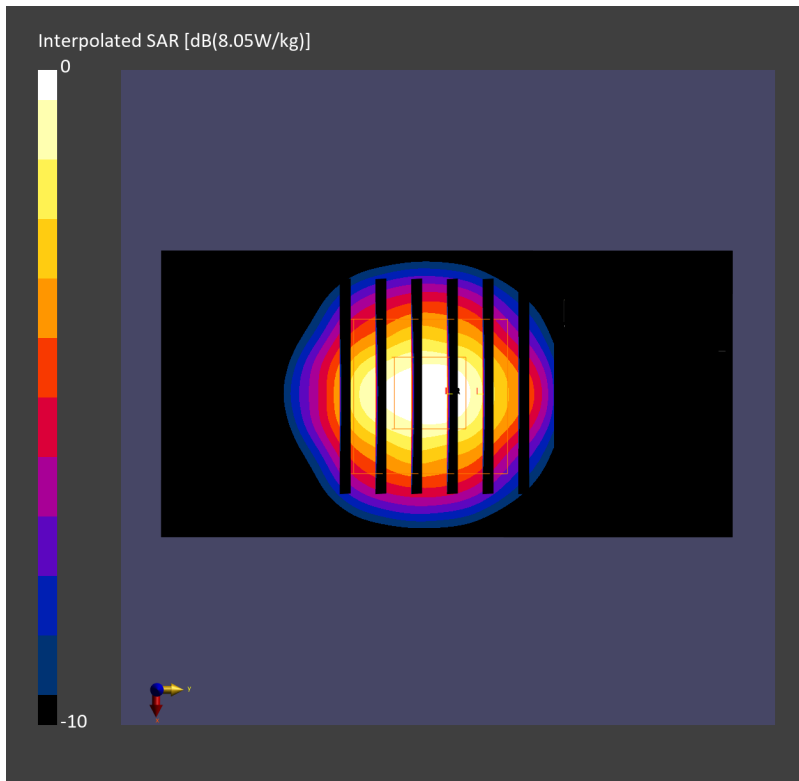
Pin=17.0dBm/Zoom Scan (28.0 mm x 28.0 mm x 28.0 mm): Measurement Grid: 5.0 mm x 5.0 mm x 1.4 mm

Power Drift = 0.02 dB

SAR (1g) = 3.17 W/kg; SAR (8g) = 1.36 W/kg; SAR (10g) = 1.20 W/kg

Smallest distance from peaks to all points 3 dB below = 9.0 mm

Ratio of SAR at M2 to SAR at M1 = 76.4 %



System Check_Head_3700MHz

DUT: D3700V2 - SN1006

Communication System: CW; Frequency: 3700.000 MHz; Duty Cycle: 1:1

Medium: HSL_3700_231211 Medium parameters used: $f=3700.000$ MHz; $\sigma=3.16$ S/m; $\epsilon_r=37.6$

Ambient Temperature: 23.5°C; Liquid Temperature: 22.5°C

DASY6 Configuration:

- Probe: EX3DV4 - SN7793; ConvF(6.15, 5.95, 6.26); Calibrated: 2023-03-08
- Sensor-Surface: 1.4 mm
- Electronics: DAE4 Sn376; Calibrated: 2023-09-14
- Phantom: ELI V8.0-I; Serial: 2196; Section: Flat
- Measurement Software: 16.2.4.2524
- UID: CW

Pin=17.0dBm/Area Scan (40.0 mm x 80.0 mm): Measurement Grid: 10.0 mm x 10.0 mm
SAR (1g) = 3.15 W/kg; SAR (10g) = 1.17 W/kg;

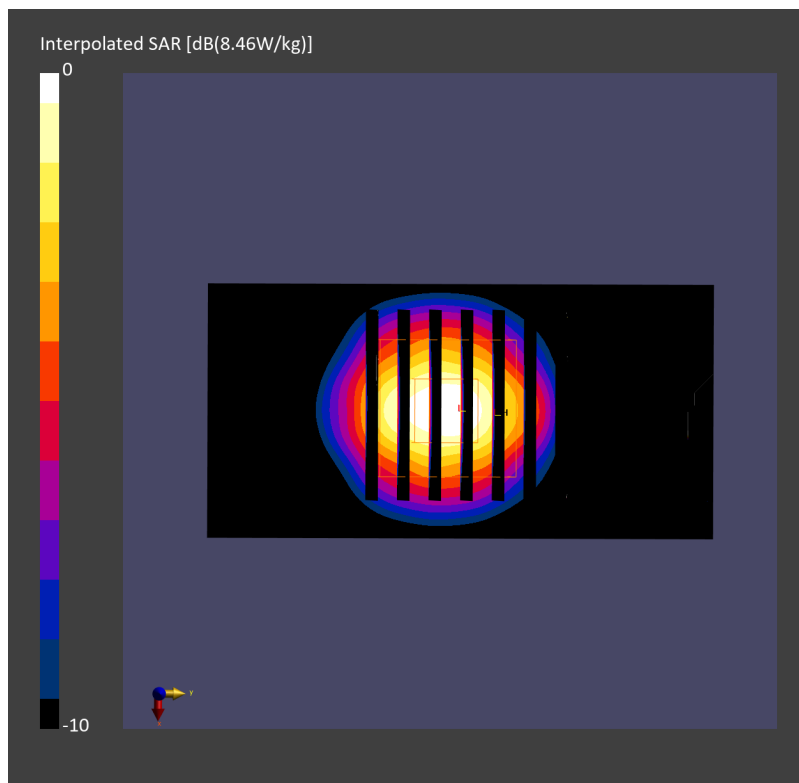
Pin=17.0dBm/Zoom Scan (28.0 mm x 28.0 mm x 28.0 mm): Measurement Grid: 5.0 mm x 5.0 mm x 1.4 mm

Power Drift = 0.02 dB

SAR (1g) = 3.23 W/kg; SAR (8g) = 1.38 W/kg; SAR (10g) = 1.22 W/kg

Smallest distance from peaks to all points 3 dB below = 8.0 mm

Ratio of SAR at M2 to SAR at M1 = 74.7 %



System Check_Head_3700MHz

DUT: D3700V2 - SN1006

Communication System: CW; Frequency: 3700.000 MHz; Duty Cycle: 1:1

Medium: HSL_3700_231225 Medium parameters used: $f=3700.000$ MHz; $\sigma=3.13$ S/m; $\epsilon_r=37.7$

Ambient Temperature: 23.5°C; Liquid Temperature: 22.5°C

DASY6 Configuration:

- Probe: EX3DV4 - SN7793; ConvF(6.15, 5.95, 6.26); Calibrated: 2023-03-08
- Sensor-Surface: 1.4 mm
- Electronics: DAE4 Sn376; Calibrated: 2023-09-14
- Phantom: ELI V8.0-I; Serial: 2196; Section: Flat
- Measurement Software: 16.2.4.2524
- UID: CW

Pin=17.0dBm/Area Scan (40.0 mm x 80.0 mm): Measurement Grid: 10.0 mm x 10.0 mm
SAR (1g) = 2.98 W/kg; SAR (10g) = 1.12 W/kg;

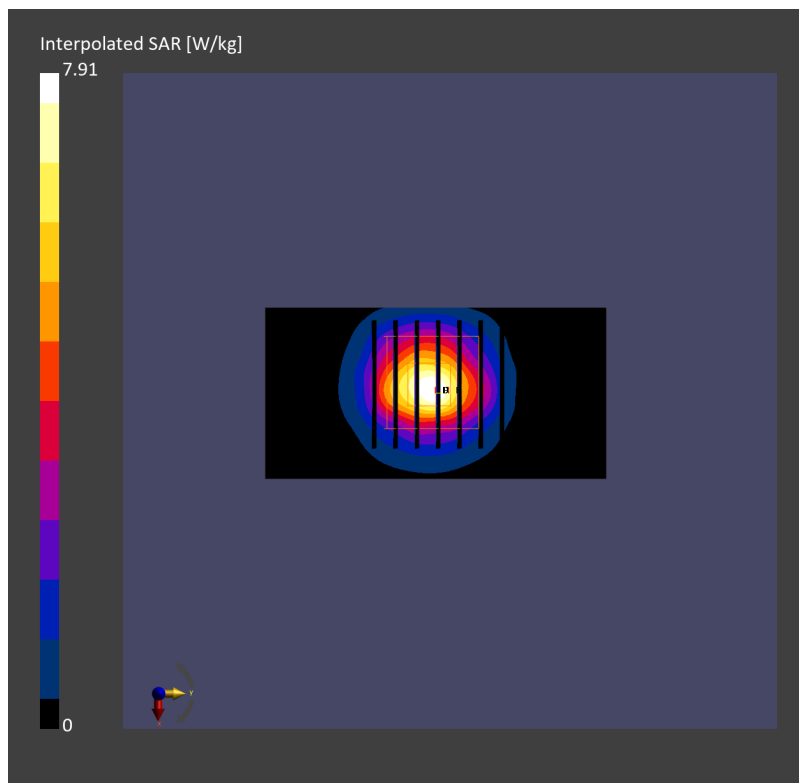
Pin=17.0dBm/Zoom Scan (28.0 mm x 28.0 mm x 28.0 mm): Measurement Grid: 5.0 mm x 5.0 mm x 1.4 mm

Power Drift = -0.03 dB

SAR (1g) = 3.11 W/kg; SAR (8g) = 1.32 W/kg; SAR (10g) = 1.17 W/kg

Smallest distance from peaks to all points 3 dB below = 8.6 mm

Ratio of SAR at M2 to SAR at M1 = 76.4 %



System Check_Head_3900MHz

DUT: D3900V2 - SN1092

Communication System: CW; Frequency: 3900.000 MHz; Duty Cycle: 1:1
Medium: HSL_3900_231209 Medium parameters used: $f=3900.000$ MHz; $\sigma=3.37$ S/m; $\epsilon_r=37.1$
Ambient Temperature: 23.5°C; Liquid Temperature: 22.5°C

DASY6 Configuration:

- Probe: EX3DV4 - SN7793; ConvF(6.04, 5.85, 6.16); Calibrated: 2023-03-08
- Sensor-Surface: 1.4 mm
- Electronics: DAE4 Sn376; Calibrated: 2023-09-14
- Phantom: ELI V8.0-I; Serial: 2196; Section: Flat
- Measurement Software: 16.2.4.2524
- UID: CW

Pin=17.0dBm/Area Scan (40.0 mm x 80.0 mm): Measurement Grid: 10.0 mm x 10.0 mm
SAR (1g) = 3.36 W/kg; SAR (10g) = 1.23 W/kg;

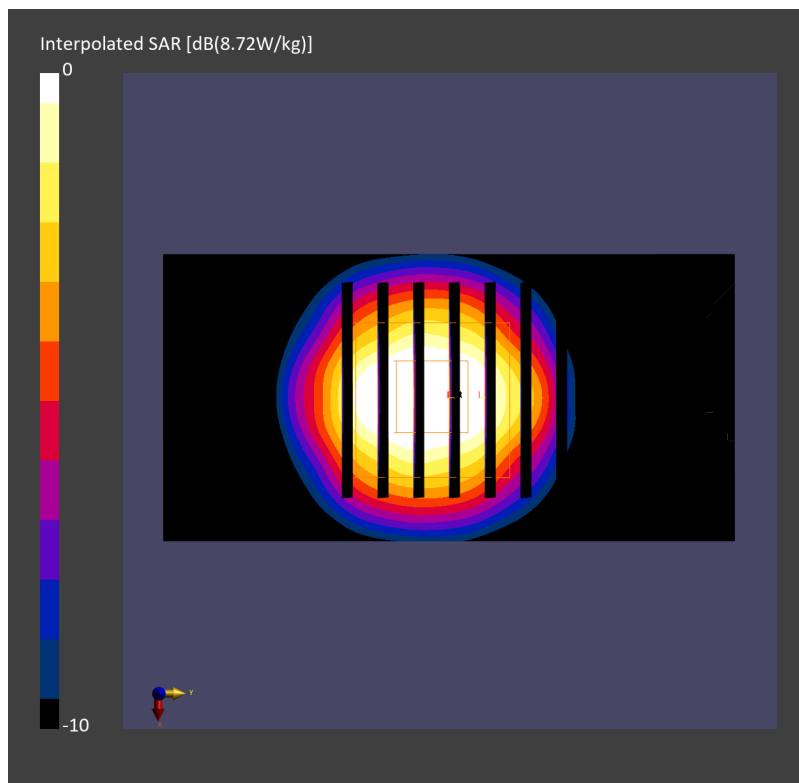
Pin=17.0dBm/Zoom Scan (28.0 mm x 28.0 mm x 28.0 mm): Measurement Grid: 5.0 mm x 5.0 mm x 1.4 mm

Power Drift = -0.02 dB

SAR (1g) = 3.45 W/kg; SAR (8g) = 1.48 W/kg; SAR (10g) = 1.21 W/kg

Smallest distance from peaks to all points 3 dB below = 9.0 mm

Ratio of SAR at M2 to SAR at M1 = 76.7 %



System Check_Head_3900MHz

DUT: D3900V2 - SN1092

Communication System: CW; Frequency: 3900.000 MHz; Duty Cycle: 1:1

Medium: HSL_3900_231225 Medium parameters used: $f=3900.000$ MHz; $\sigma=3.33$ S/m; $\epsilon_r=37.4$

Ambient Temperature: 23.5°C; Liquid Temperature: 22.5°C

DASY6 Configuration:

- Probe: EX3DV4 - SN7793; ConvF(6.04, 5.85, 6.16); Calibrated: 2023-03-08
- Sensor-Surface: 1.4 mm
- Electronics: DAE4 Sn376; Calibrated: 2023-09-14
- Phantom: ELI V8.0-I; Serial: 2196; Section: Flat
- Measurement Software: 16.2.4.2524
- UID: CW

Pin=17.0dBm/Area Scan (40.0 mm x 80.0 mm): Measurement Grid: 10.0 mm x 10.0 mm
SAR (1g) = 2.72 W/kg; SAR (10g) = 0.961 W/kg;

Pin=17.0dBm/Zoom Scan (28.0 mm x 28.0 mm x 28.0 mm): Measurement Grid: 5.0 mm x 5.0 mm x 1.4 mm

Power Drift = 0.02 dB

SAR (1g) = 3.05 W/kg; SAR (8g) = 1.26 W/kg; SAR (10g) = 1.07 W/kg

Smallest distance from peaks to all points 3 dB below = 8.1 mm

Ratio of SAR at M2 to SAR at M1 = 74.4 %

