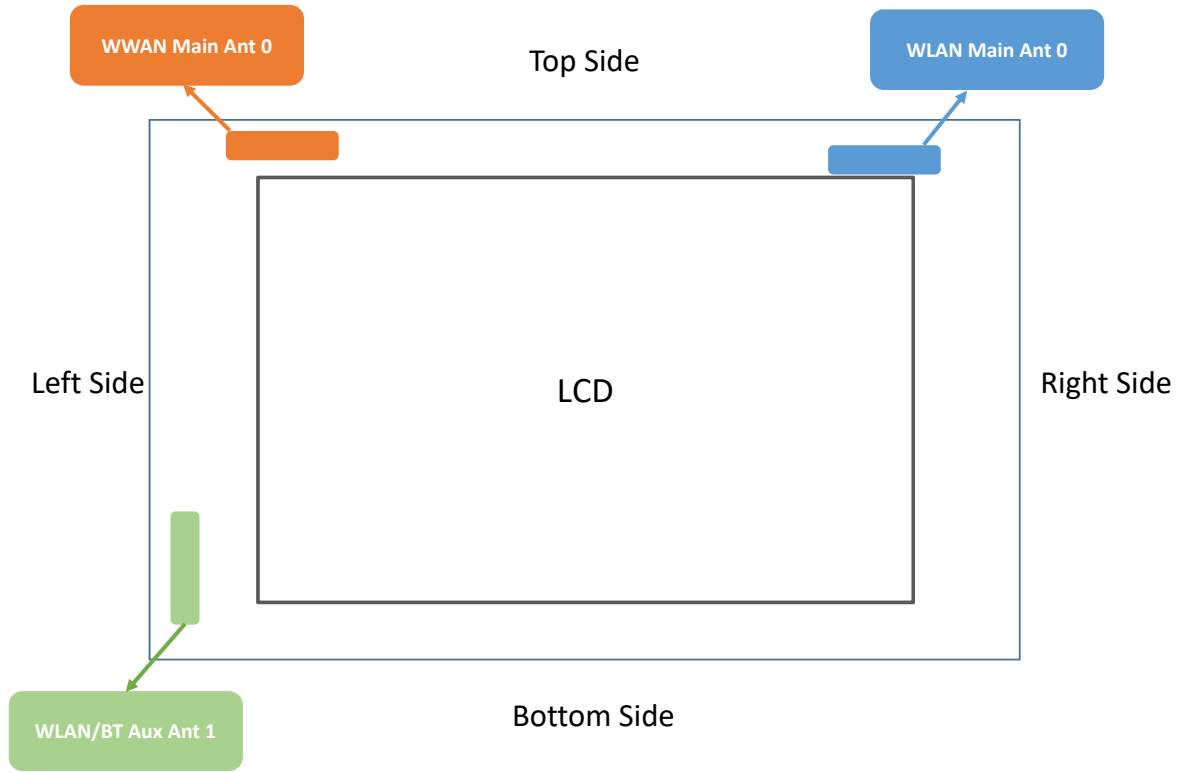


## **Photographs of EUT Setup and Antenna Location**

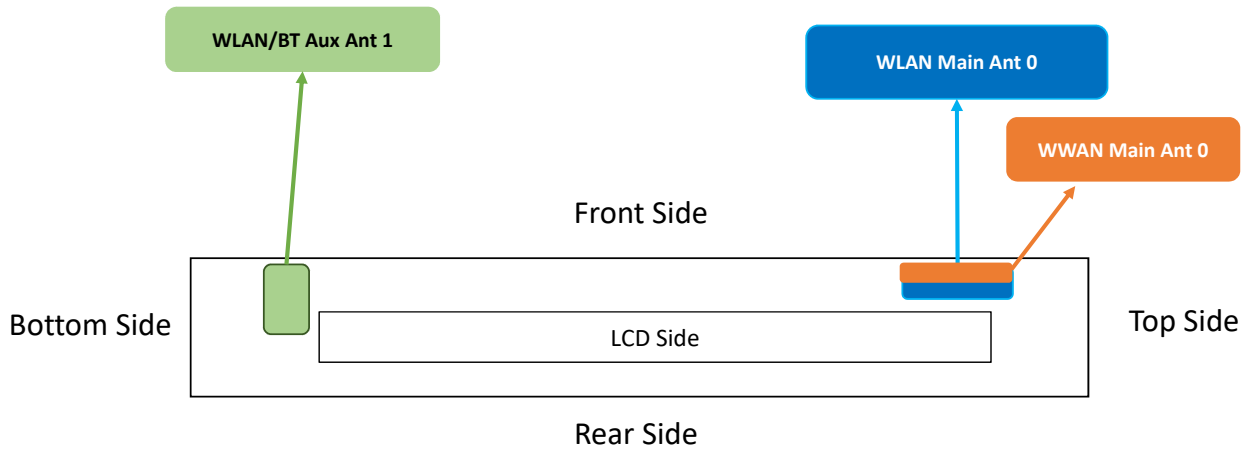
The photographs of EUT and setup for SAR testing are shown as follows.

<Front Face View> Tablet



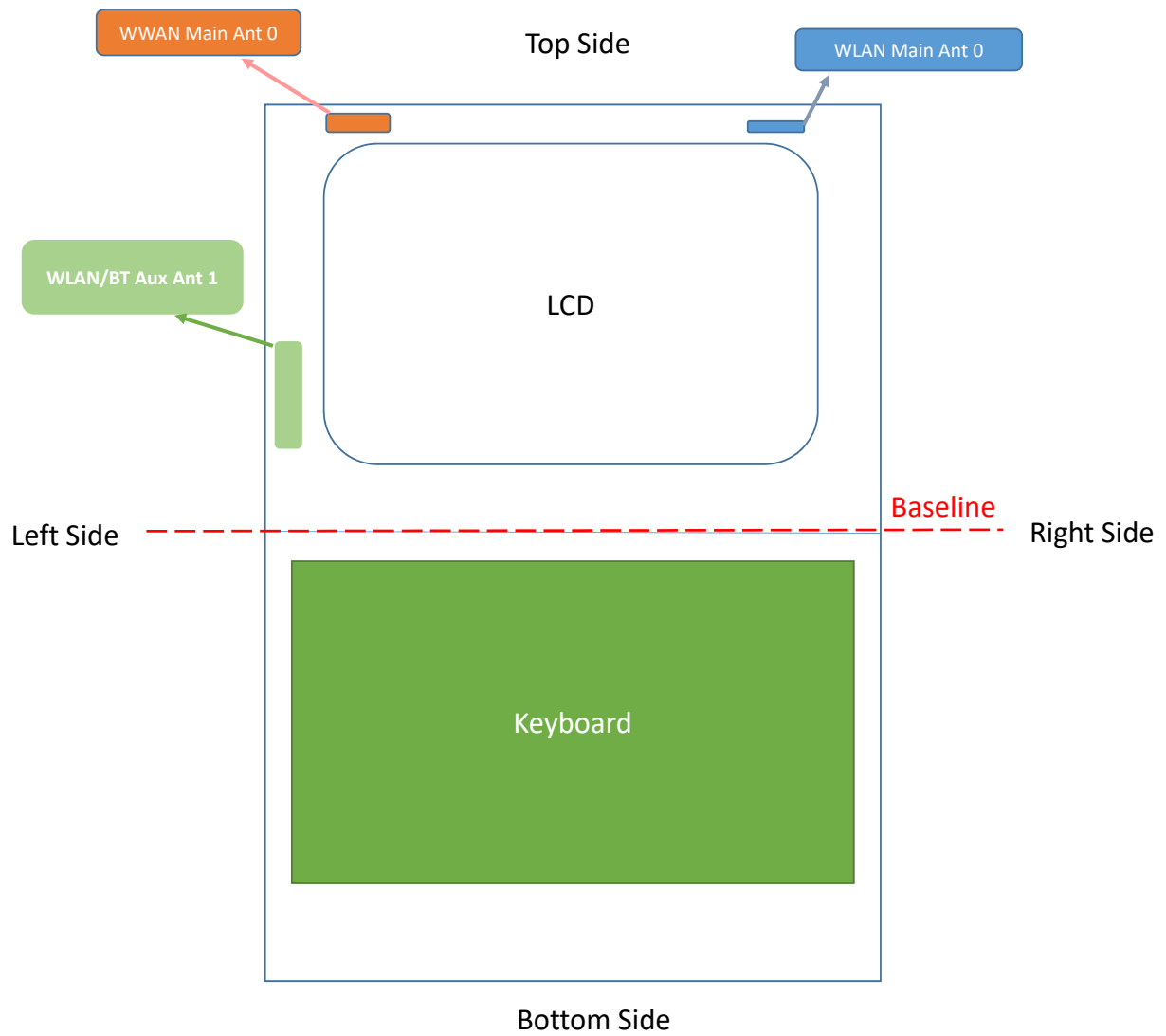
Antenna	To Top Side (mm)	To Bottom Side (mm)	To Left Side (mm)	To Right Side (mm)
WWAN Main Ant 0	2.10	190.00	24.00	191.00
WLAN Main Ant 0	15.00	186.00	256.00	26.00
WLAN/BT Aux Ant 1	130.00	16.80	4.10	284.50

## <Right Side View> Tablet



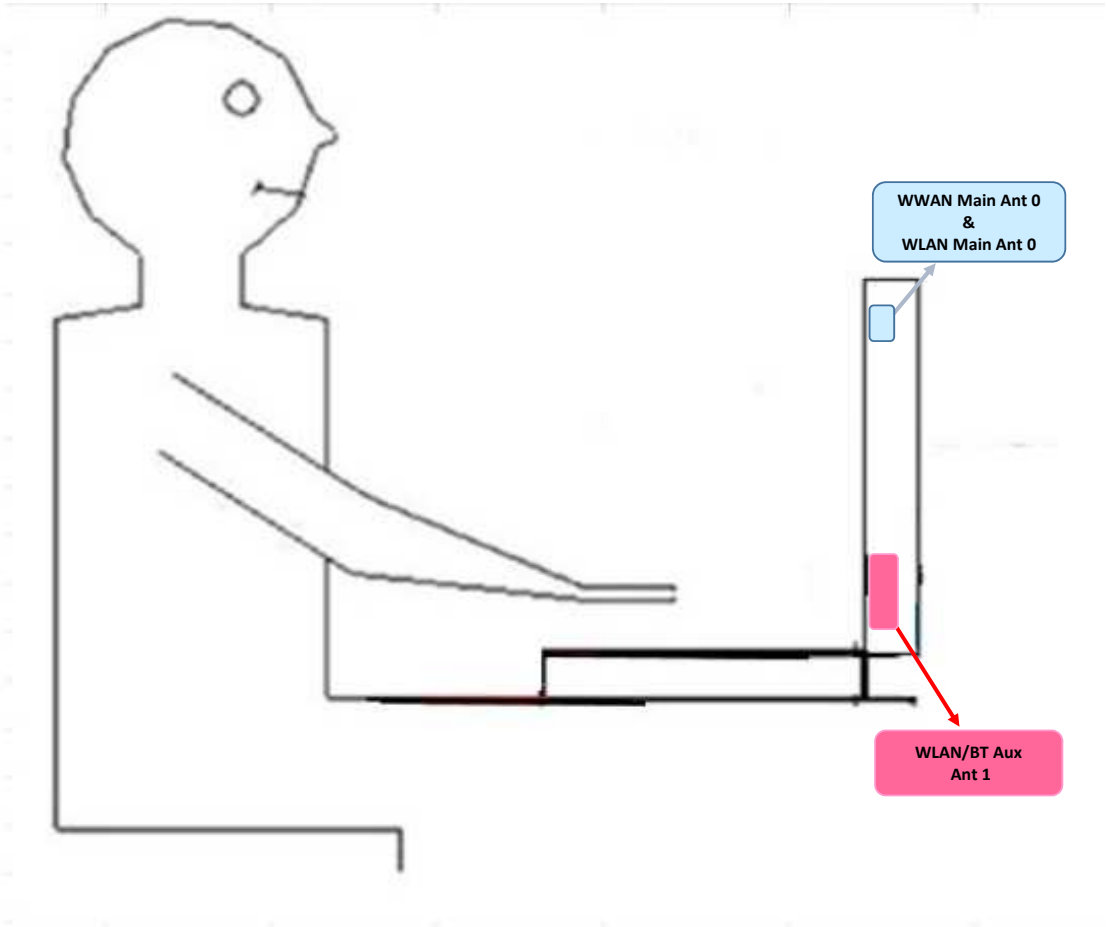
Antenna	To Front Side (mm)	To Rear Side (mm)
WWAN Main Ant 0	2.50	6.90
WLAN Main Ant 0	2.50	10.90
WLAN/BT Aux Ant 1	2.55	6.90

<Front Face View> Laptop Mode (180°)



Antenna	To Top/Bottom Side (mm)	To Baseline (mm)	To Left Side (mm)	To Right Side (mm)
WWAN Main Ant 0	2.10	190.00	24.00	191.00
WLAN Main Ant 0	15.00	186.00	256.00	26.00
WLAN/BT Aux Ant 1	130.00	16.80	4.10	284.50

<Right Side View> Laptop Mode(90°)



Antenna	Bottom (mm)
WWAN Main Ant 0	200.00
WLAN Main Ant 0	200.00
WLAN/BT Aux Ant 1	27.00

**<Photographs of Body SAR Test Setup>**



**Rear Face of Tablet Mode Tested at 0 mm**



**Left Side of Tablet Mode Tested at 0 mm**



**Right Side of Tablet Mode Tested at 0 mm**



**Top Side of Tablet Mode Tested at 0 mm**



**Bottom Side of Tablet Mode Tested at 0 mm**

**<Photographs of Body SAR Test Setup>**




**Rear Face of Tablet Mode Tested at 10 mm**



**Top Side of Tablet Mode Tested at 15 mm**



**Rear Face of Tablet Mode Tested at 5 mm**



**Top Side of Tablet Mode Tested at 10 mm**

**<Photographs of EUT with Handheld Body SAR Test Setup>**



**Top Side of Tablet Mode Tested at 0 mm**



**Left Side of Tablet Mode Tested at 0 mm**



**<Photographs of Bottom Body SAR Test Setup>**



**Bottom of Laptop Tested at 0 mm**