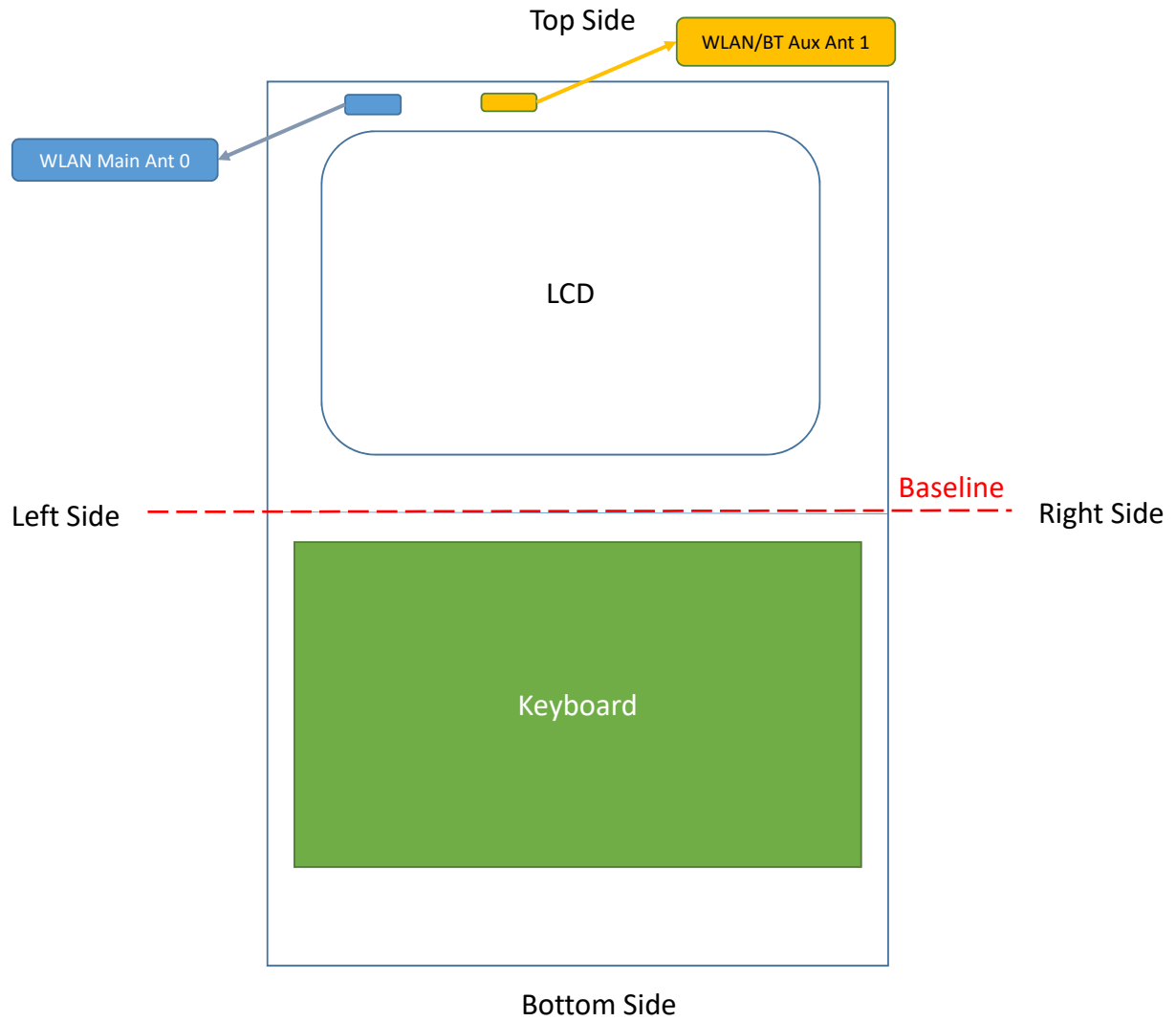


## Photographs of EUT Setup and Antenna Location

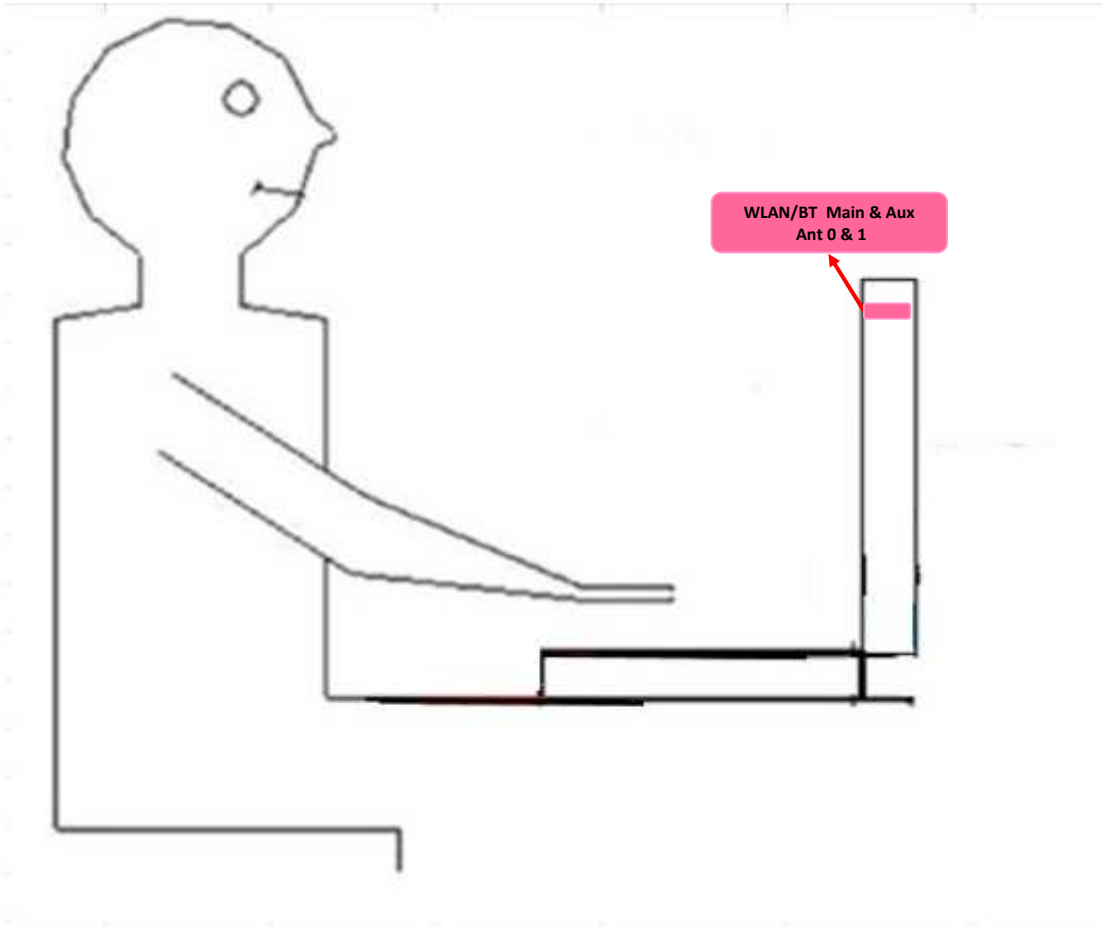
The photographs of EUT and setup for SAR testing are shown as follows.

<Front Face View> Laptop Mode (180°)



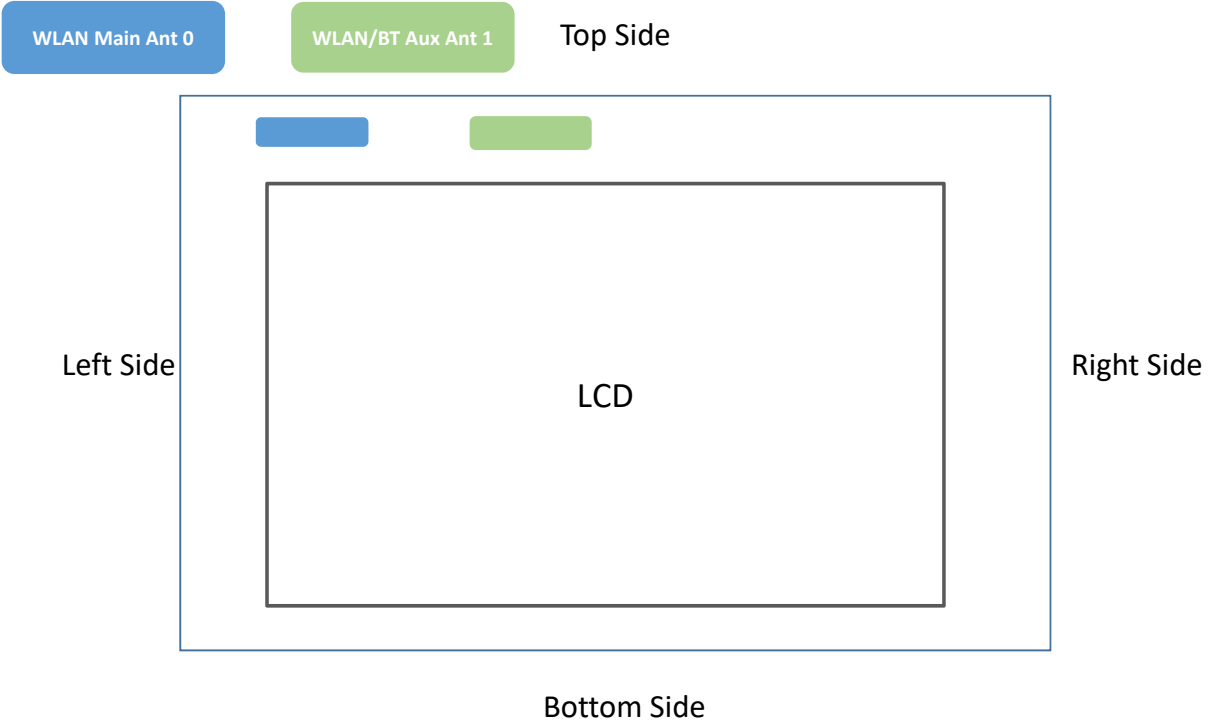
Antenna	To Top Side (mm)	To Baseline (mm)	To Left Side (mm)	To Right Side (mm)
WLAN Main Ant 0	4.00	202.00	17.00	286.00
WLAN/BT Aux Ant 1	4.00	202.00	107.00	200.00

<Right Side View> Laptop Mode(90°)



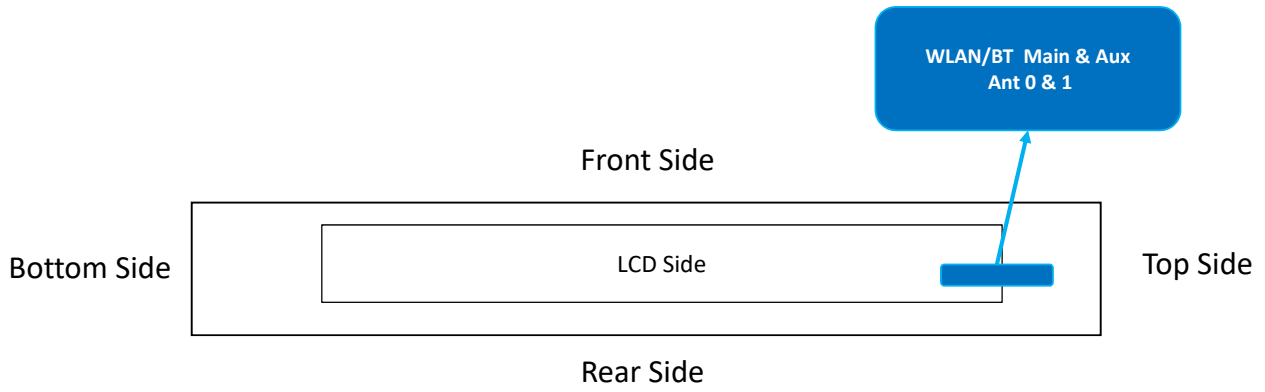
Antenna	Rear Face (mm)
WLAN Main Ant 0	202.00
WLAN/BT Aux Ant 1	202.00

<Front Face View> Tablet



Antenna	To Top Side (mm)	To Bottom Side (mm)	To Left Side (mm)	To Right Side (mm)
WLAN Main Ant 0	4.00	202.00	17.00	286.00
WLAN/BT Aux Ant 1	4.00	202.00	107.00	200.00

## <Right Side View> Tablet



Antenna	To Front Side (mm)	To Rear Side (mm)
WLAN Main Ant 0	3.00	3.00
WLAN/BT Aux Ant 1	2.00	2.00


**<Photographs of Body SAR Test Setup>**




**Rear Face of Tablet Mode wo RFID Tested at 0 mm**



**Left Side of Tablet Mode wo RFID Tested at 0 mm**



**Right Side of Tablet Mode wo RFID Tested at 0 mm**



**Top Side of Tablet Mode wo RFID Tested at 0 mm**



**Bottom Side of Tablet Mode wo RFID Tested at 0 mm**

**<Photographs of Body SAR Test Setup>**



**Rear Face of Tablet Mode wo RFID Tested at 10 mm**



**Top Side of Tablet Mode wo RFID Tested at 10 mm**


**<Photographs of Bottom Body SAR Test Setup>**



**Bottom of EUT wo RFID Tested at 0 mm**




**<Photographs of Power Density Test in Tablet Mode Setup>**



**Rear Face of EUT wo RFID Tested at 0 mm**

**Top Side of EUT wo RFID Tested at 0 mm**


**<Photographs of Body SAR Test Setup>**



**Rear Face of Tablet Mode w RFID Tested at 0 mm**



**Left Side of Tablet Mode w RFID Tested at 0 mm**



**Right Side of Tablet Mode w RFID Tested at 0 mm**



**Top Side of Tablet Mode w RFID Tested at 0 mm**



**Bottom Side of Tablet Mode w RFID Tested at 0 mm**

**<Photographs of Body SAR Test Setup>**



**Rear Face of Tablet Mode w RFID Tested at 10 mm**



**Top Side of Tablet Mode w RFID Tested at 10 mm**

**<Photographs of Bottom Body SAR Test Setup>**



**Bottom of EUT w RFID Tested at 0 mm**