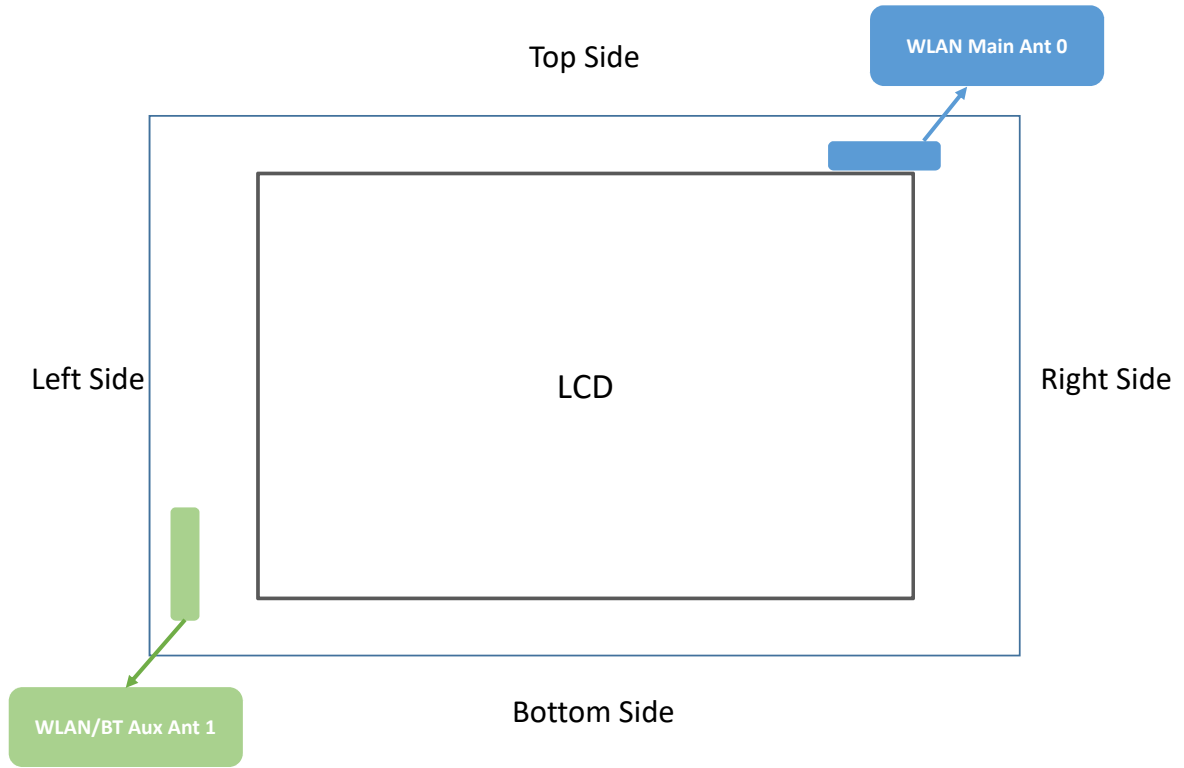


Photographs of EUT Setup and Antenna Location

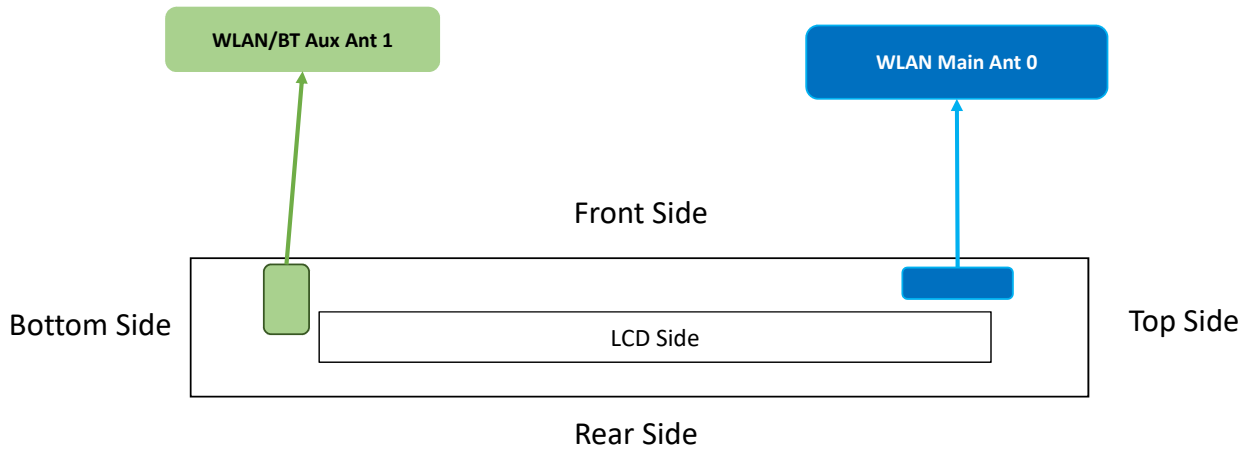
The photographs of EUT and setup for SAR testing are shown as follows.

<Front Face View> Tablet



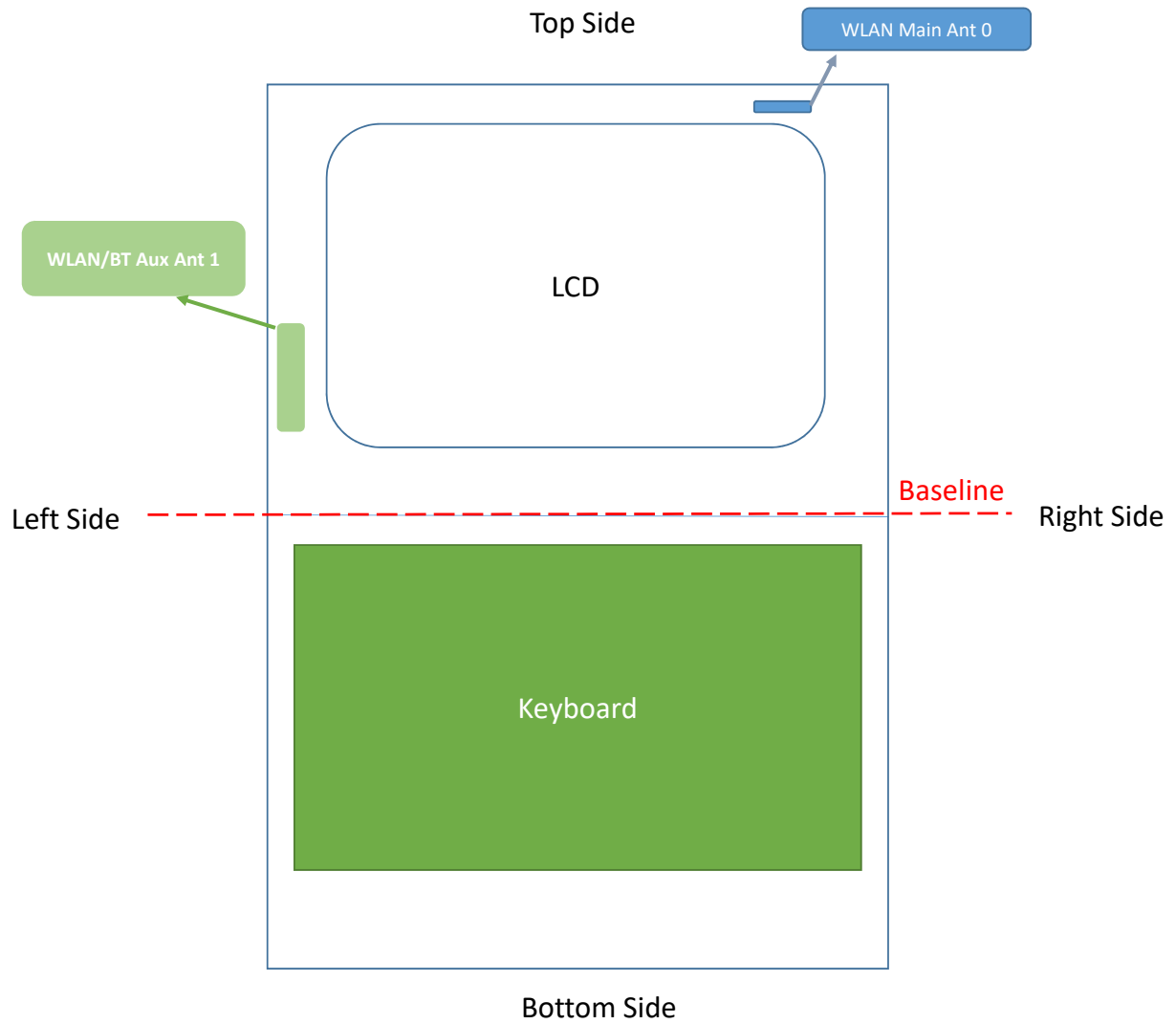
| Antenna | To Top Side (mm) | To Bottom Side (mm) | To Left Side (mm) | To Right Side (mm) |
|-------------------|---------------------|---------------------------|----------------------|-----------------------|
| WLAN Main Ant 0 | 15.00 | 186.00 | 256.00 | 26.00 |
| WLAN/BT Aux Ant 1 | 130.00 | 16.80 | 4.10 | 284.50 |

<Right Side View> Tablet



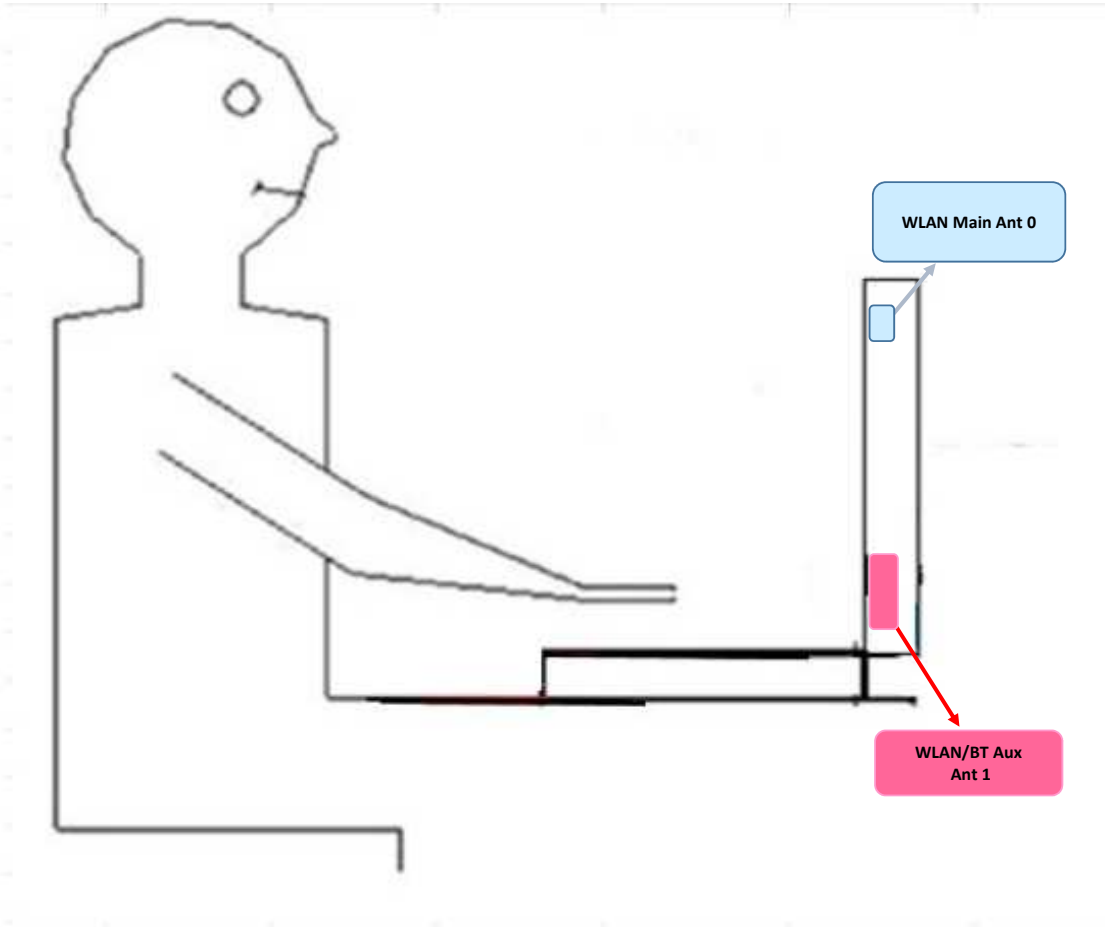
| Antenna | To Front Side (mm) | To Rear Side (mm) |
|-------------------|-----------------------|----------------------|
| WLAN Main Ant 0 | 2.50 | 10.90 |
| WLAN/BT Aux Ant 1 | 2.55 | 6.90 |

<Front Face View> Laptop Mode (180°)



| Antenna | To Top/Bottom Side (mm) | To Baseline (mm) | To Left Side (mm) | To Right Side (mm) |
|-------------------|-------------------------|------------------|-------------------|--------------------|
| WLAN Main Ant 0 | 15.00 | 186.00 | 256.00 | 26.00 |
| WLAN/BT Aux Ant 1 | 130.00 | 16.80 | 4.10 | 284.50 |

<Right Side View> Laptop Mode(90°)



| Antenna | Bottom (mm) |
|-------------------|-------------|
| WLAN Main Ant 0 | 200.00 |
| WLAN/BT Aux Ant 1 | 27.00 |

<Photographs of Body SAR Test Setup>



Rear Face of Tablet Mode Tested at 0 mm



Left Side of Tablet Mode Tested at 0 mm



Right Side of Tablet Mode Tested at 0 mm



Top Side of Tablet Mode Tested at 0 mm



Bottom Side of Tablet Mode Tested at 0 mm

<Photographs of Body SAR Test Setup>



Rear Face of Tablet Mode Tested at 10 mm



Top Side of Tablet Mode Tested at 15 mm

<Photographs of EUT with Handheld Body SAR Test Setup>



Top Side of Tablet Mode Tested at 0 mm



Left Side of Tablet Mode Tested at 0 mm

<Photographs of Bottom Body SAR Test Setup>



Bottom of Laptop Tested at 0 mm

<Photographs of Power Density Test in Tablet Mode Setup>



Top Side of EUT Tested at 0 mm