



Annex F. Photographs

F.1 Test Sample



Front 230210-08.S03



Back 230210-08.S03



Laptop 230210-08.S03



Test positions

Laptop



F.2 Antenna host platform location and adjacent edge positions relative to the body

All information (diagrams, values and dimensions) in this section is provided by the manufacturer

Antenna Host Platform location

Minimum Separation Distance			
Item	Antenna	Position	Distance (mm)
A	WLAN-Main	to Top	4.53mm
B	WLAN-Main	to Right	31.07mm
C	WLAN-Main	to Left	205.67mm
D-1	WLAN-Main	to Bottom of Laptop (Include Bumper)	2.68mm
D-2	WLAN-Main	to Bottom of Laptop	0.9mm

Regulatory WLAN Antenna Information


Doc.No.:3.8.05 Rev - 10.4

		(NOT include Bumper)	
E	WLAN-Aux	to Top	4.53mm
F	WLAN-Aux	to Right	205.67 mm
G	WLAN-Aux	to Left	31.07mm
H-1	WLAN-Aux	to Bottom of Laptop (Include Bumper)	2.68mm
H-1	WLAN-Aux	to Bottom of Laptop (NOT include Bumper)	0.9mm
K	WLAN Main	to WLAN Aux	116.04mm

Antenna Host Platform location - Laptop Mode

F.3 Phantom liquid level during measurements

ELI phantom Body liquid SAR Dasy SPEAG MBL600-6000V6 Batch 160630-01



End of the report

This page is intentionally left blank and marks the last page of the test report.