

# SAR Test Report

## <Photographs of EUT>

### Laptop Mode



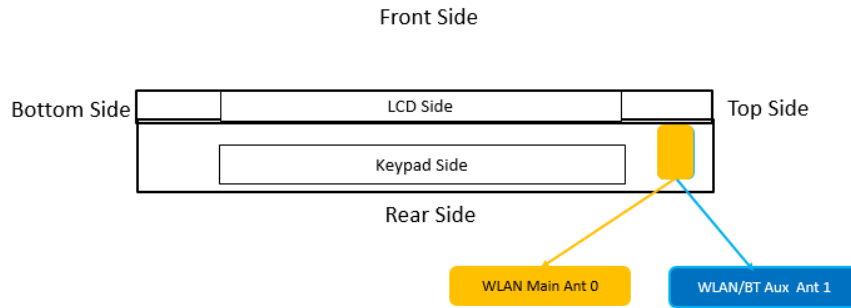
### Tablet Mode



# SAR Test Report

## <Antenna Location>

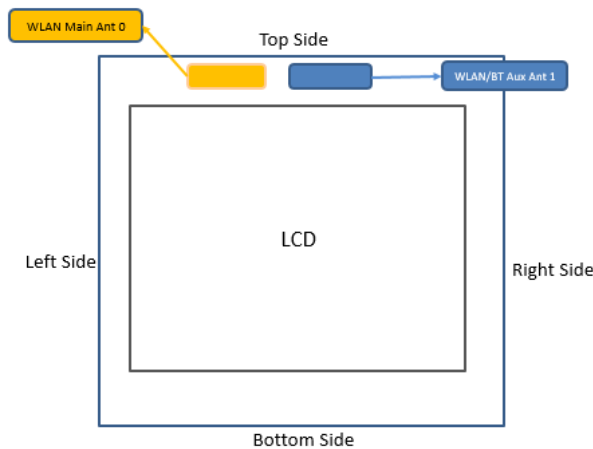
### Tablet mode



### <Right Side View>

The separation distance for antenna to edge:

Antenna	To Front Side (mm)	To Rear Side (mm)
WLAN Main Ant 0	2.00	1.00
WLAN/BT Aux Ant 1	2.00	1.00



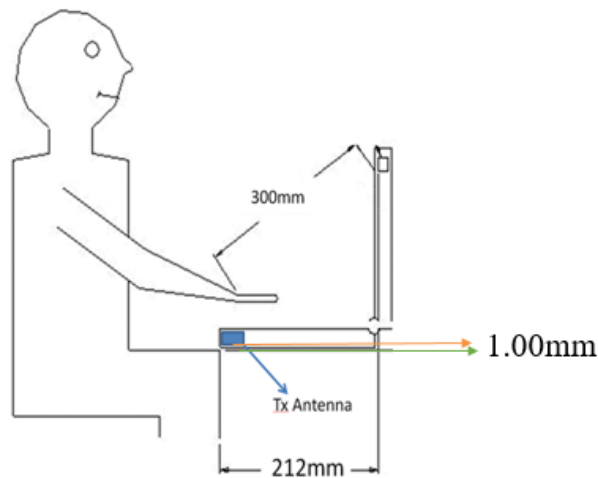
### <Front Face View>

The separation distance for antenna to edge:

Antenna	To Top Side (mm)	To Bottom Side (mm)	To Left Side (mm)	To Right Side (mm)
WLAN Main Ant 0	422.00	3.00	93.00	177.00
WLAN/BT Aux Ant 1	422.00	3.00	165.00	105.00

# SAR Test Report

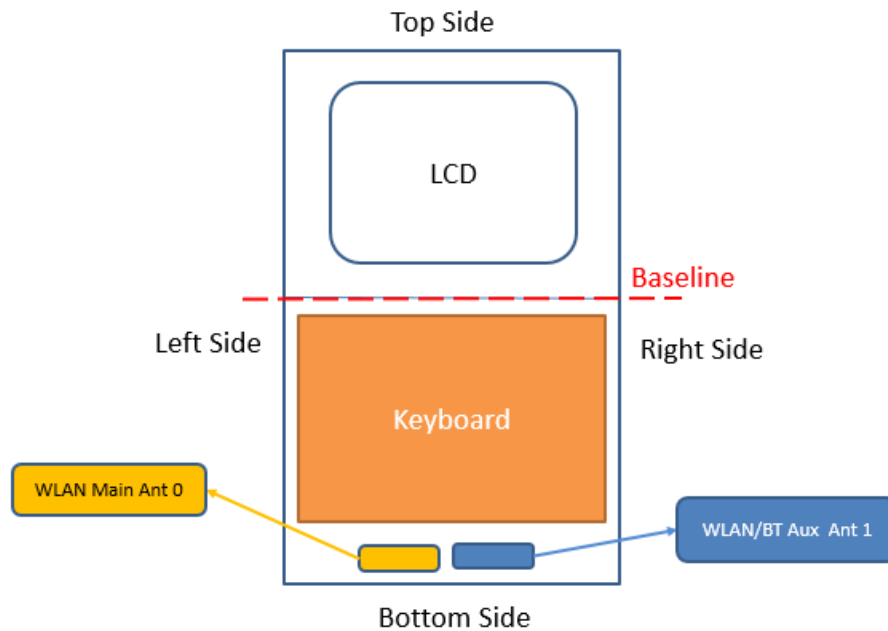
## Laptop mode



<Right Side View>

The separation distance for antenna to edge:

Antenna	To Rear Side (mm)
WLAN Main Ant 0	1.00
WLAN/BT Aux Ant 1	1.00




<Front Face View>

The separation distance for antenna to edge:

Antenna	To Top Side (mm)	To Bottom Side (mm)	To Left Side (mm)	To Right Side (mm)
WLAN Main Ant 0	422.00	3.00	93.00	177.00
WLAN/BT Aux Ant 1	422.00	3.00	165.00	105.00

<Photographs of SAR Setup>

Tablet mode



## SAR Test Report

---

### Laptop mode

