



**Appendix C. Test Setup Photographs & EUT Photographs**  
**Test Setup Photographs**


**EUT Back (PAD) Main**




**EUT Back (PAD) Aux**



**EUT Bottom (NB) Main**



**EUT Bottom (NB) Aux**





### EUT Left-side (PAD) Main




### EUT Right-side (PAD) Aux



**Depth of the liquid in the phantom-Zoom In (2.4GHz)**



**Depth of the liquid in the phantom-Zoom In (5GHz)**



Note: The positions used in the measurements were according to IEEE 1528-2013.