

Tobago Antenna Regulatory Information

Description : Triple-band Antenna(Main+Aux)
Quanta Computer Inc. P/N: DC330014400

Wistron NeWeb P/N: DC330014400

Wistron NeWeb Corporation

**No. 10-1,Li-hsin Road I,
Science-base Industrial Park,
Hsinchu 300,Taiwan, R.O.C.
Tel: 886-3-6667799#6568
Fax: 886-3-6667323**

Provided by Wistron NeWeb Corp.	Reviewed by Wistron NeWeb Corp.
<i>Yuan Li Chang</i>	<i>Eric Fang</i>

Antenna Specifications

Antenna Type (Material, Technology)	Technology => PIFA, Material => Metal sheet (For both main and aux antenna)
Antenna Model Number	Tobago / EBU-C / DC330014400
Operating Frequency Range(s)	2.4 ~ 2.4835GHz / 4.9 ~ 5.35GHz / 5.47 ~ 5.875GHz
Peak Gain (802.11b/g / 2.4GHz Band) (dBi)	Main antenna: <u>2.83dBi</u> , Aux antenna: <u>2.07dBi</u>
Peak Gain (802.11a / 5GHz Band) (dBi)	Main antenna: <u>0dBi</u> , Aux antenna: <u>0.46dBi</u>
Radio Connector Type	IPEX MHF 37type connector, HRS U.FL-LP
Mid-Line Connector Type (If Applicable)	NA

Note: Peak Gain should include all system losses (connector, cable, etc)

Cable Specifications

Cable Parameters	Main			Aux		
	LCD Side	Base Side	Total	LCD Side	Base Side	Total
Length (mm)	NA	NA	490	NA	NA	715
Loss (Including Connectors) (dB) (2.4GHz / 5GHz)	NA	NA	1.51/2.16	NA	NA	2.13/3.06
Description (Color, Diameter, Manufacturer)	Color: white Diameter: F 1.37mm Manufacturer: Junkosha, Kurabe or equivalent cable			Color: black Diameter: F 1.37mm Manufacturer: Junkosha, Kurabe or equivalent cable		

Note: For single cable assembly (no mid-line connector), use the 'Total' column for each cable length and list N/A in the 'LCD' and 'Base' fields


Cable Loss should be reported for the total cable assembly (for both Main and Aux antennas)

- **Peak Gain**

Frequency	Main antenna Max value (dBi)			Aux antenna Max value (dBi)			Pass/ NG
	H-pol	V pol	Total	H-pol	V pol	Total	
2400(MHz)	2.83	1.81	3.46	1.12	-0.91	2.07	PASS
2450(MHz)	1.38	0.19	2.60	2.07	-0.15	3.10	PASS
2500(MHz)	2.78	0.98	3.39	1.60	0.46	2.76	PASS
4900(MHz)	0.00	-0.53	0.28	-0.60	0.57	1.40	PASS
5125(MHz)	-0.77	-1.33	0.14	-1.54	-1.95	-0.46	PASS
5350(MHz)	-1.42	-0.97	0.76	-1.50	-1.33	-0.14	PASS
5470(MHz)	-0.79	-0.66	0.55	-0.21	-1.12	0.51	PASS
5672.5(MHz)	-0.23	-1.35	0.63	0.46	0.24	1.87	PASS
5875(MHz)	-1.26	-2.20	-0.27	-1.39	-1.06	-0.43	PASS

- **Antenna Dimensions (Mechanical drawings)**
(See Next Page)

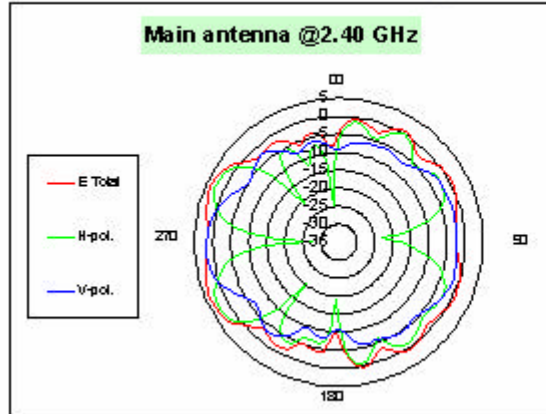
- Pictures of Antennas



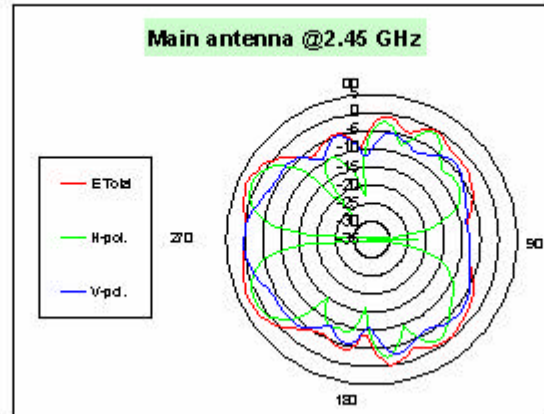
- Antenna Pattern

Wistron NeWeb Corp. 2G4 ISM (2.400 GHz - 2.4835 GHz) Antenna Radiation Patterns

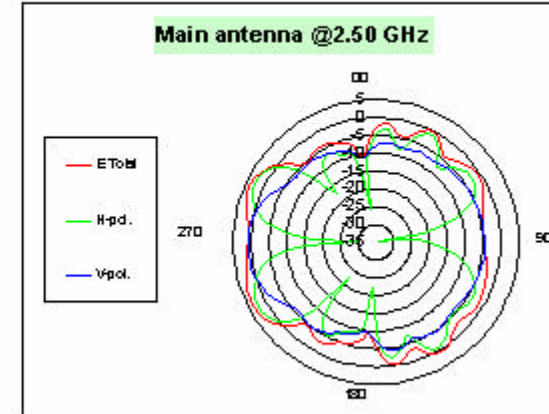
WNC Confidential



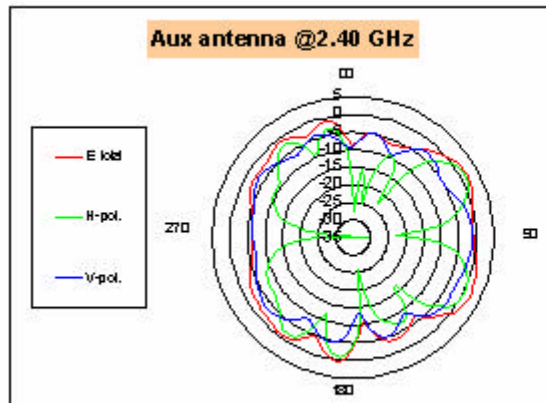
	E Total	H-pol	V pol
Peak Gain	3.46	2.83	1.81



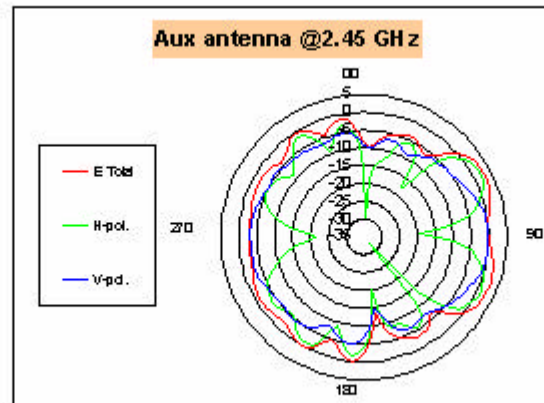
	E Total	H-pol	V pol
Peak Gain	2.60	1.38	0.19



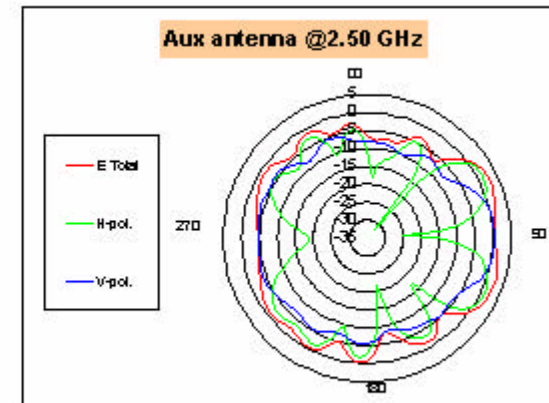
	E Total	H-pol	V pol
Peak Gain	3.39	2.78	0.98



	E Total	H-pol	V pol
Peak Gain	2.07	1.12	-0.91

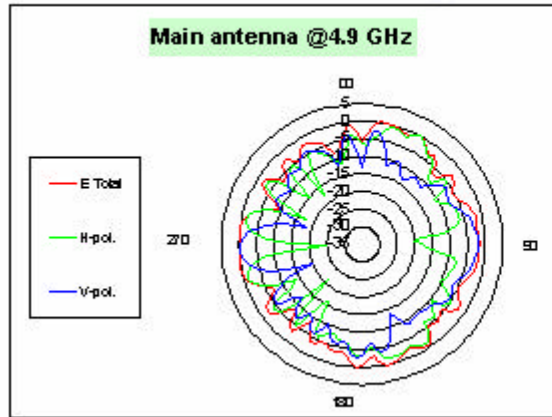


	E Total	H-pol	V pol
Peak Gain	3.10	2.07	-0.15

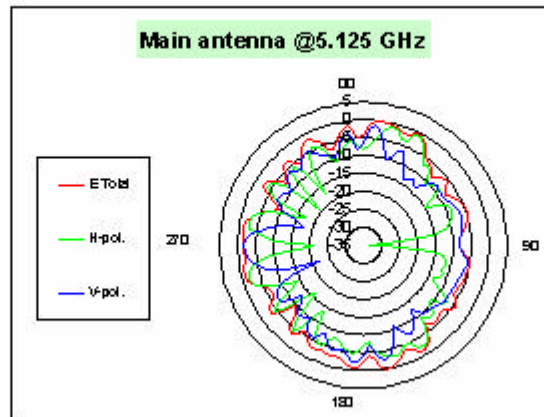


	E Total	H-pol	V pol
Peak Gain	2.76	1.60	0.46

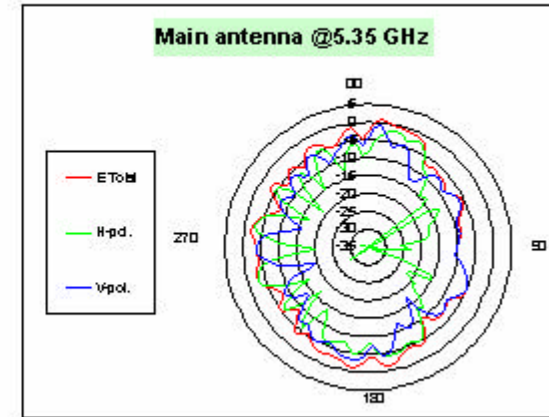
Wistron NeWeb Corp. Ull Band (4.90 GHz - 5.350 GHz) Antenna Radiation Patterns




	E Total	H-pol	V pol
Peak Gain	0.28	0.00	-0.53



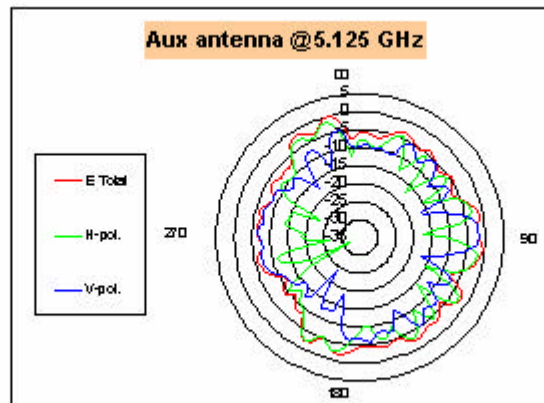
	E Total	H-pol	V pol
Peak Gain	0.14	-0.77	-1.33



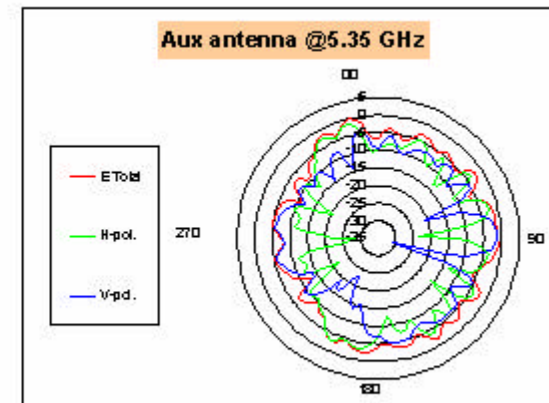
	E Total	H-pol	V pol
Peak Gain	0.76	-1.42	-0.97



	E Total	H-pol	V pol
Peak Gain	1.40	-0.60	0.57

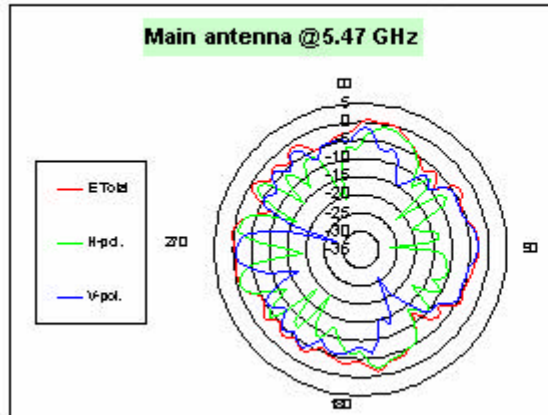


	E Total	H-pol	V pol
Peak Gain	-0.46	-1.54	-1.95

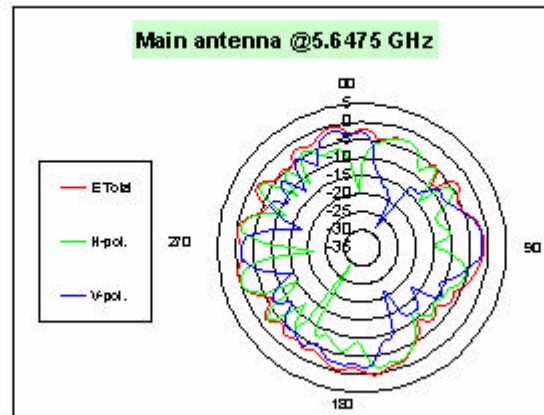


	E Total	H-pol	V pol
Peak Gain	-0.14	-1.50	-1.33

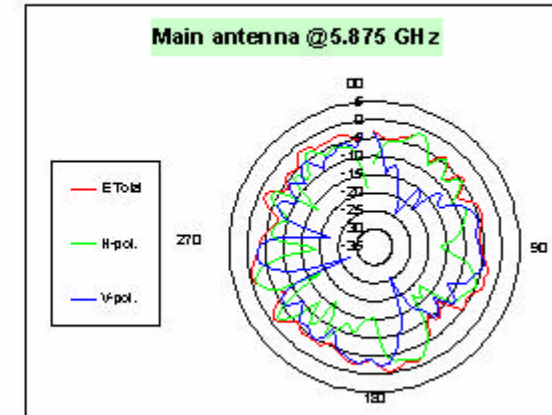
Wistron NeWeb Corp. HyperLAN (5.470 GHz - 5.875 GHz) Antenna Radiation Patterns



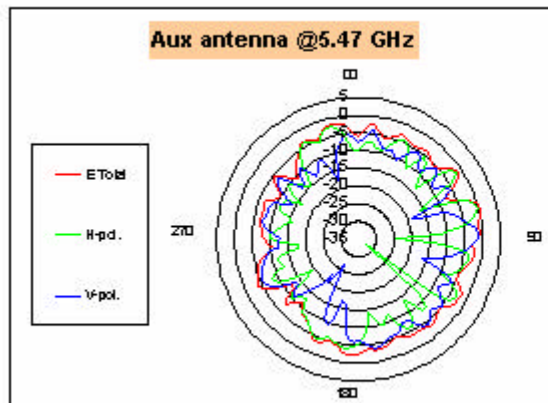
	E Total	H-pol	V-pol
Peak Gain	0.55	-0.79	-0.66



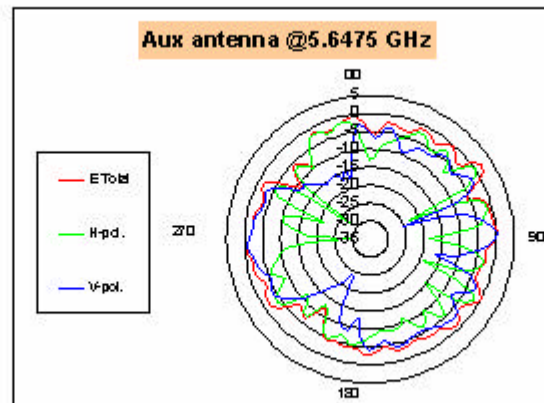
	E Total	H-pol	V-pol
Peak Gain	0.63	-0.23	-1.35



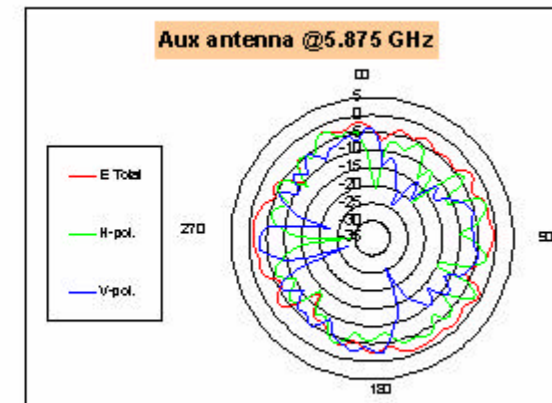
	E Total	H-pol	V-pol
Peak Gain	-0.27	-1.26	-2.20



	E Total	H-pol	V-pol
Peak Gain	0.51	-0.21	-1.12



	E Total	H-pol	V-pol
Peak Gain	1.87	0.46	0.24



	E Total	H-pol	V-pol
Peak Gain	-0.43	-1.39	-1.06