


## PHOTOGRAPHS OF THE TEST CONFIGURATION


Radiated Emission Test (Frequency below 30MHz)

Mode A1~A4 (Adapter 1)




Radiated Emission Test (Frequency above 30MHz)

Mode A1~A4 (Adapter 1)



Radiated Emission Test (Frequency above 30MHz)


Mode B1~B4 (Adapter 2)






Radiated Emission Test (Frequency above 30MHz)

Mode C1~C4 (Adapter 3)





Radiated Emission Test (Frequency above 30MHz)

Mode D1~D4 (Adapter 4)



Radiated Emission Test (Frequency above 30MHz)


Mode E1~E4 (Adapter 5)






Radiated Emission Test (Frequency above 30MHz)

Mode F1~F4 (Adapter 6)



Radiated Emission Test (Frequency above 30MHz)


Mode G1~G4 (Adapter 7)






Radiated Emission Test (Frequency above 30MHz)

Mode H1~H4 (Adapter 8)




Radiated Emission Test (Frequency above 30MHz)

Mode I1~I4 (Adapter 9)



Radiated Emission Test (Frequency above 30MHz)



Mode J1~J4 (Adapter 10)





Radiated Emission Test (Frequency above 30MHz)

Mode K1~K4 (Adapter 11)



Conducted Emission Test

Mode A1~A4 (Adapter 1)



Conducted Emission Test

Mode B1~B4 (Adapter 2)





Conducted Emission Test

Mode C1~C4 (Adapter 3)



Conducted Emission Test

Mode D1~D4 (Adapter 4)



Conducted Emission Test

Mode E1~E4 (Adapter 5)





Conducted Emission Test  
Mode F1~F4 (Adapter 6)



Conducted Emission Test  
Mode G1-G4 (Adapter 7)




Conducted Emission Test  
Mode H1~H4 (Adapter 8)






Conducted Emission Test  
Mode I1-I4 (Adapter 9)



Conducted Emission Test  
Mode J1~J4 (Adapter 10)



Conducted Emission Test  
Mode K1~K4 (Adapter 11)

