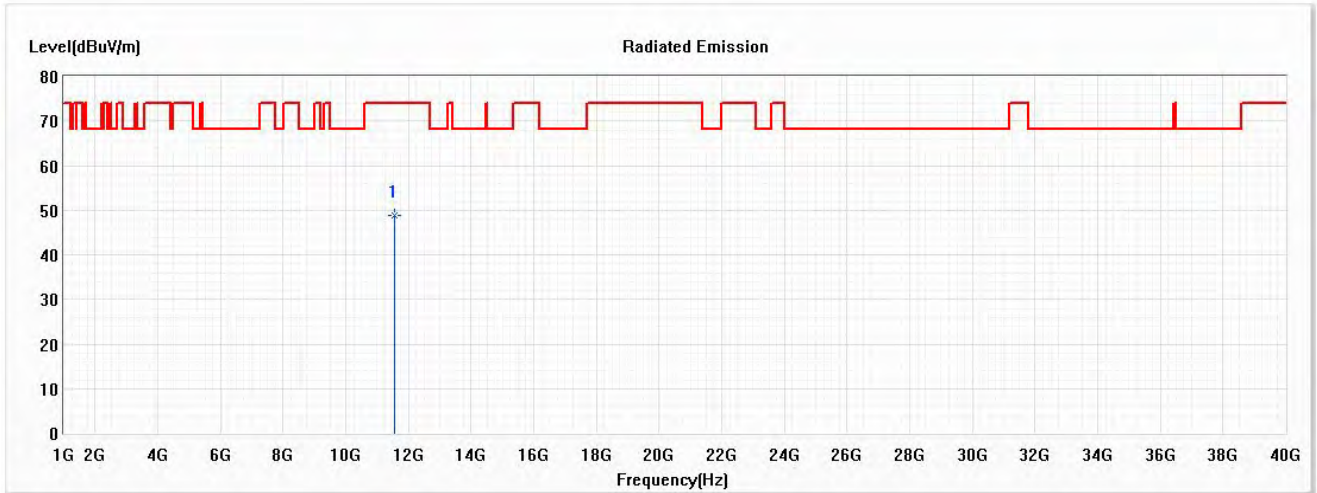


Product : Portable Computer
 Test Item : Harmonic Radiated Emission Data
 Test Date : 2021/01/29
 Test Mode : Mode 4 SISO A: Transmit (802.11ac-80BW_32.5Mbps) (5775MHz)

Horizontal



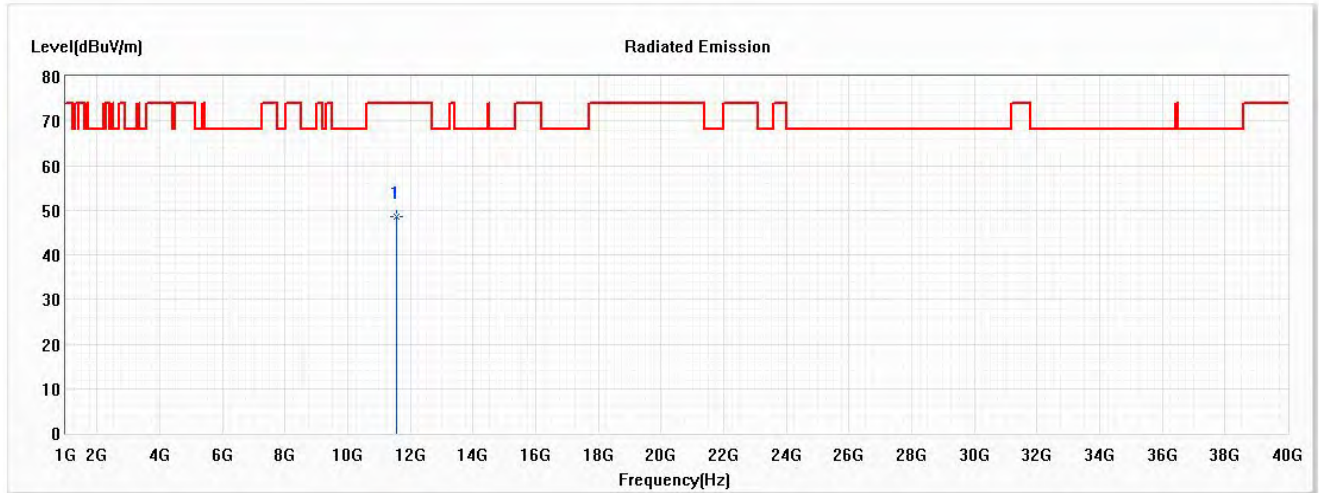
No	Frequency (MHz)	Emission Level (dBμV/m)	Limit (dBμV/m)	Margin (dB)	Reading Level (dBμV)	Correct Factor (dB)	Detector Type
* 1	11550.000	48.76	74.00	-25.24	43.41	5.35	PK

Note:

1. All Readings below 1GHz are Quasi-Peak, above 1GHz are performed with peak and/or average measurements as necessary.
2. Measurement Level = Reading Level + Correct Factor.
3. Correct Factor = Antenna factor + Cable loss –Amplifier gain.
4. The average measurement was not performed when the peak measured data under the limit of average detection.
5. The emission levels of other frequencies are very lower than the limit and not show in test report.

Product : Portable Computer
 Test Item : Harmonic Radiated Emission Data
 Test Date : 2021/01/29
 Test Mode : Mode 4 SISO A: Transmit (802.11ac-80BW_32.5Mbps) (5775MHz)

Vertical



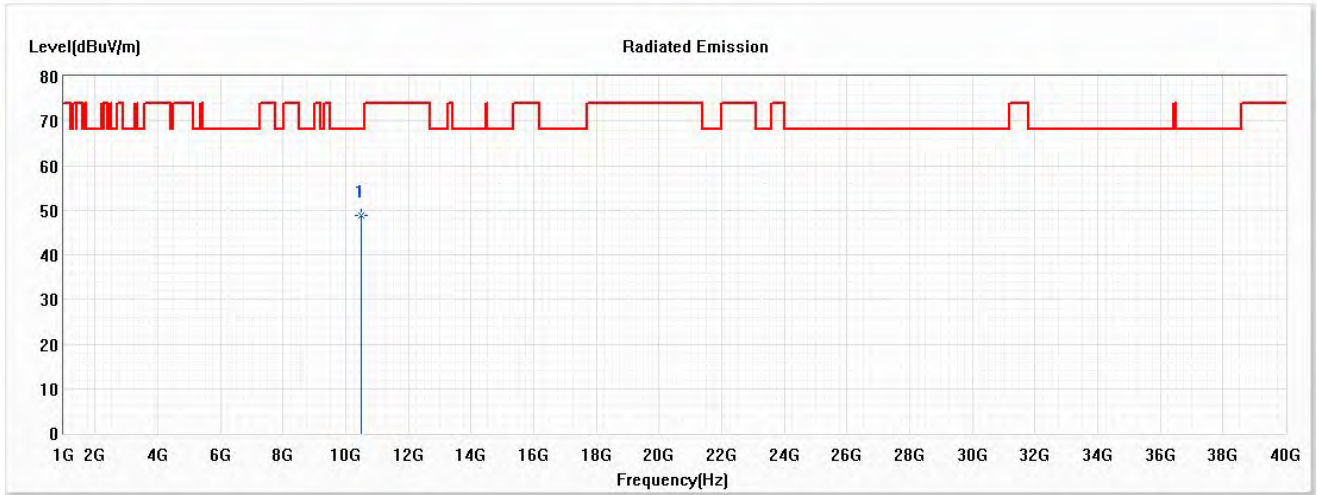
No	Frequency (MHz)	Emission Level (dBμV/m)	Limit (dBμV/m)	Margin (dB)	Reading Level (dBμV)	Correct Factor (dB)	Detector Type
* 1	11550.000	48.53	74.00	-25.47	43.18	5.35	PK

Note:

1. All Readings below 1GHz are Quasi-Peak, above 1GHz are performed with peak and/or average measurements as necessary.
2. Measurement Level = Reading Level + Correct Factor.
3. Correct Factor = Antenna factor + Cable loss – Amplifier gain.
4. The average measurement was not performed when the peak measured data under the limit of average detection.
5. The emission levels of other frequencies are very lower than the limit and not show in test report.

Product : Portable Computer
 Test Item : Harmonic Radiated Emission Data
 Test Date : 2021/01/29
 Test Mode : Mode 5 SISO A: Transmit (802.11ac-160BW_65Mbps) (5250MHz)

Horizontal



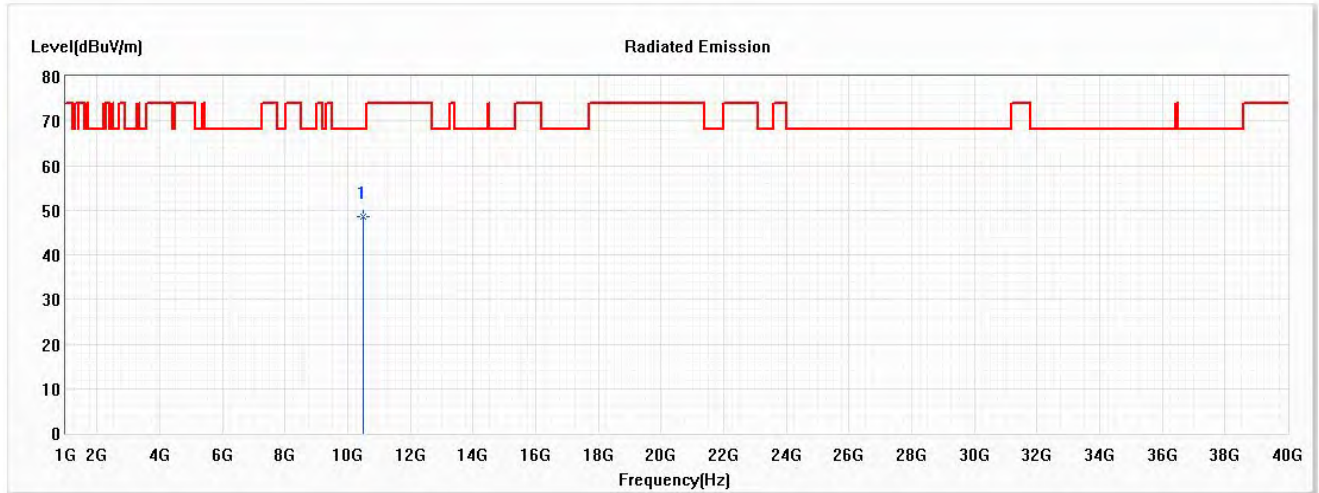
No	Frequency (MHz)	Emission Level (dBμV/m)	Limit (dBμV/m)	Margin (dB)	Reading Level (dBμV)	Correct Factor (dB)	Detector Type
* 1	10500.000	48.88	68.22	-19.34	44.26	4.62	PK

Note:

1. All Readings below 1GHz are Quasi-Peak, above 1GHz are performed with peak and/or average measurements as necessary.
2. Measurement Level = Reading Level + Correct Factor.
3. Correct Factor = Antenna factor + Cable loss –Amplifier gain.
4. The average measurement was not performed when the peak measured data under the limit of average detection.
5. The emission levels of other frequencies are very lower than the limit and not show in test report.

Product : Portable Computer
 Test Item : Harmonic Radiated Emission Data
 Test Date : 2021/01/29
 Test Mode : Mode 5 SISO A: Transmit (802.11ac-160BW_65Mbps) (5250MHz)

Vertical



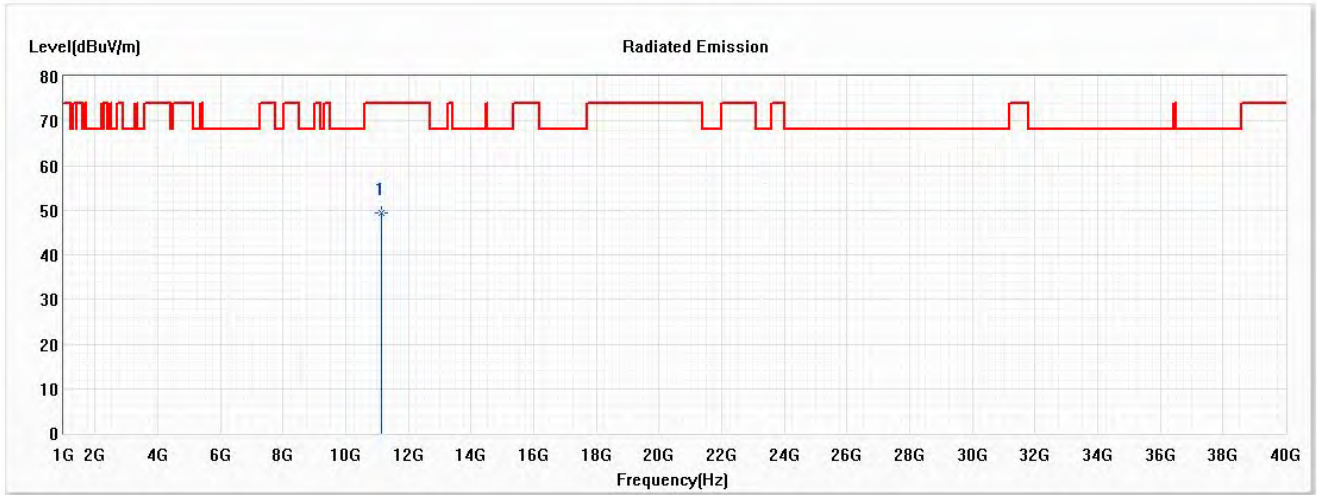
No	Frequency (MHz)	Emission Level (dBμV/m)	Limit (dBμV/m)	Margin (dB)	Reading Level (dBμV)	Correct Factor (dB)	Detector Type
* 1	10500.000	48.60	68.22	-19.62	43.98	4.62	PK

Note:

1. All Readings below 1GHz are Quasi-Peak, above 1GHz are performed with peak and/or average measurements as necessary.
2. Measurement Level = Reading Level + Correct Factor.
3. Correct Factor = Antenna factor + Cable loss –Amplifier gain.
4. The average measurement was not performed when the peak measured data under the limit of average detection.
5. The emission levels of other frequencies are very lower than the limit and not show in test report.

Product : Portable Computer
 Test Item : Harmonic Radiated Emission Data
 Test Date : 2021/01/29
 Test Mode : Mode 5 SISO A: Transmit (802.11ac-160BW_65Mbps) (5570MHz)

Horizontal



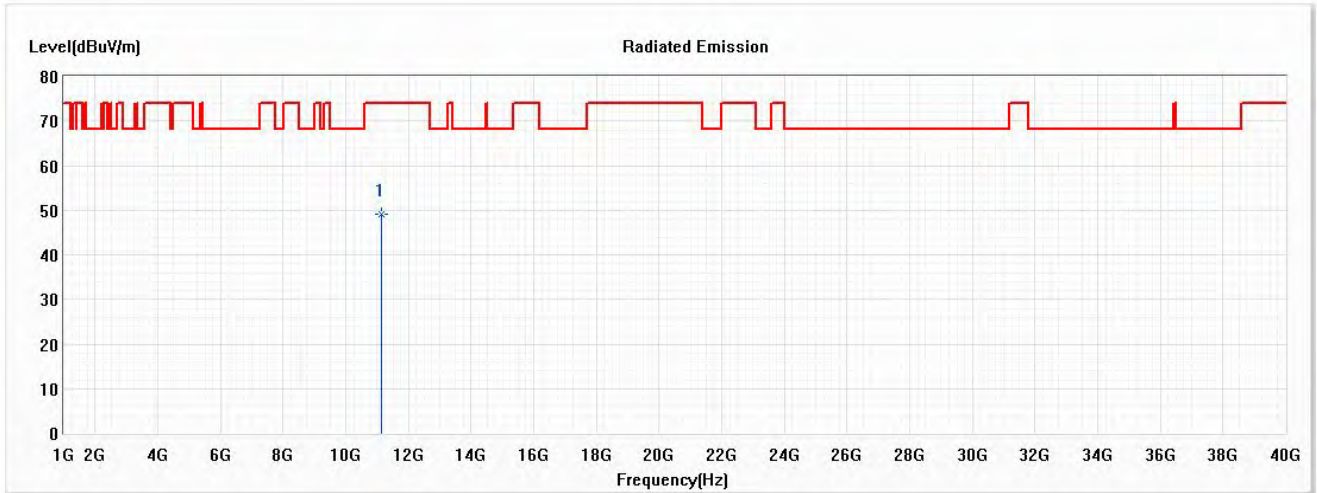
No	Frequency (MHz)	Emission Level (dBμV/m)	Limit (dBμV/m)	Margin (dB)	Reading Level (dBμV)	Correct Factor (dB)	Detector Type
* 1	11140.000	49.37	74.00	-24.63	44.53	4.84	PK

Note:

1. All Readings below 1GHz are Quasi-Peak, above 1GHz are performed with peak and/or average measurements as necessary.
2. Measurement Level = Reading Level + Correct Factor.
3. Correct Factor = Antenna factor + Cable loss –Amplifier gain.
4. The average measurement was not performed when the peak measured data under the limit of average detection.
5. The emission levels of other frequencies are very lower than the limit and not show in test report.

Product : Portable Computer
 Test Item : Harmonic Radiated Emission Data
 Test Date : 2021/01/29
 Test Mode : Mode 5 SISO A: Transmit (802.11ac-160BW_65Mbps) (5570MHz)

Vertical



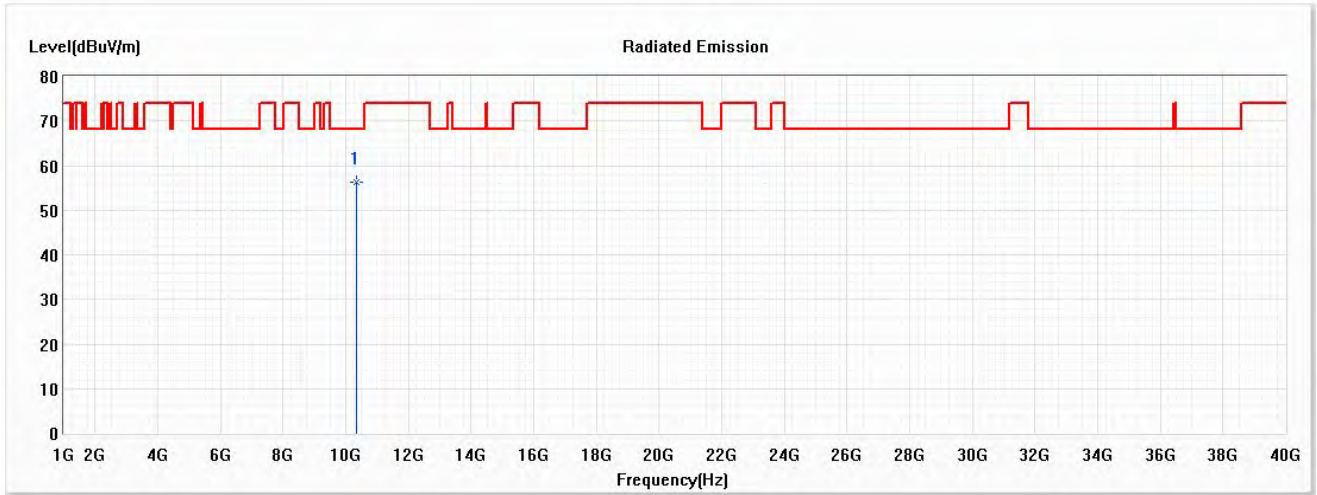
No	Frequency (MHz)	Emission Level (dBμV/m)	Limit (dBμV/m)	Margin (dB)	Reading Level (dBμV)	Correct Factor (dB)	Detector Type
* 1	11140.000	49.16	74.00	-24.84	44.32	4.84	PK

Note:

1. All Readings below 1GHz are Quasi-Peak, above 1GHz are performed with peak and/or average measurements as necessary.
2. Measurement Level = Reading Level + Correct Factor.
3. Correct Factor = Antenna factor + Cable loss – Amplifier gain.
4. The average measurement was not performed when the peak measured data under the limit of average detection.
5. The emission levels of other frequencies are very lower than the limit and not show in test report.

Product : Portable Computer
 Test Item : Harmonic Radiated Emission Data
 Test Date : 2021/02/01
 Test Mode : Mode 10 SISO B: Transmit (802.11a_6Mbps) (5180MHz)

Horizontal



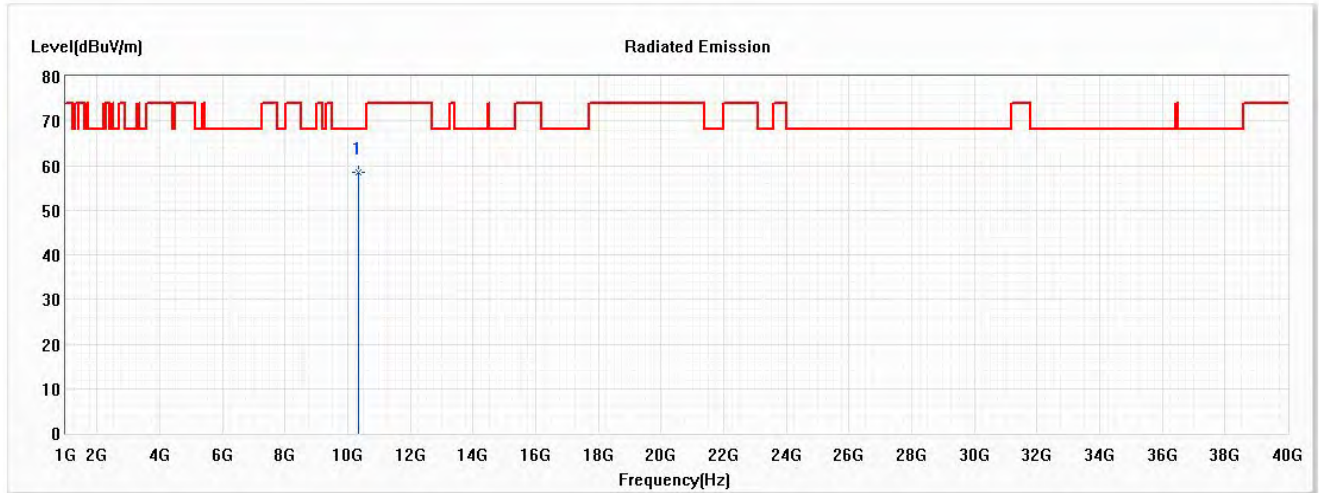
No	Frequency (MHz)	Emission Level (dBμV/m)	Limit (dBμV/m)	Margin (dB)	Reading Level (dBμV)	Correct Factor (dB)	Detector Type
* 1	10360.000	56.20	68.22	-12.02	51.69	4.51	PK

Note:

1. All Readings below 1GHz are Quasi-Peak, above 1GHz are performed with peak and/or average measurements as necessary.
2. Measurement Level = Reading Level + Correct Factor.
3. Correct Factor = Antenna factor + Cable loss – Amplifier gain.
4. The average measurement was not performed when the peak measured data under the limit of average detection.
5. The emission levels of other frequencies are very lower than the limit and not show in test report.

Product : Portable Computer
 Test Item : Harmonic Radiated Emission Data
 Test Date : 2021/02/01
 Test Mode : Mode 10 SISO B: Transmit (802.11a_6Mbps) (5180MHz)

Vertical



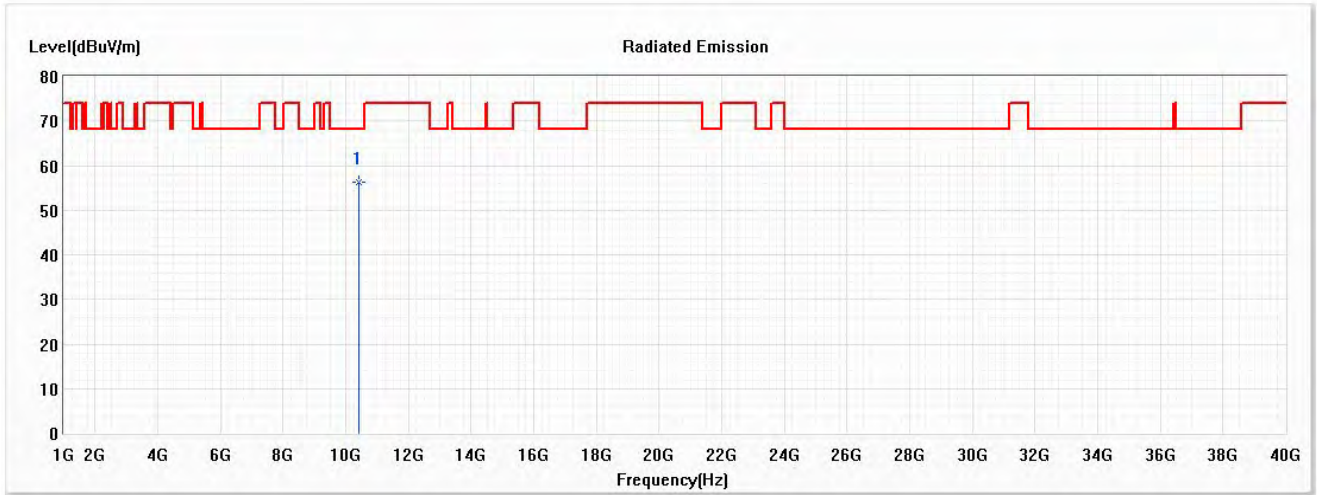
No	Frequency (MHz)	Emission Level (dBμV/m)	Limit (dBμV/m)	Margin (dB)	Reading Level (dBμV)	Correct Factor (dB)	Detector Type
* 1	10360.000	58.47	68.22	-9.75	53.96	4.51	PK

Note:

1. All Readings below 1GHz are Quasi-Peak, above 1GHz are performed with peak and/or average measurements as necessary.
2. Measurement Level = Reading Level + Correct Factor.
3. Correct Factor = Antenna factor + Cable loss – Amplifier gain.
4. The average measurement was not performed when the peak measured data under the limit of average detection.
5. The emission levels of other frequencies are very lower than the limit and not show in test report.

Product : Portable Computer
 Test Item : Harmonic Radiated Emission Data
 Test Date : 2021/02/01
 Test Mode : Mode 10 SISO B: Transmit (802.11a_6Mbps) (5200MHz)

Horizontal



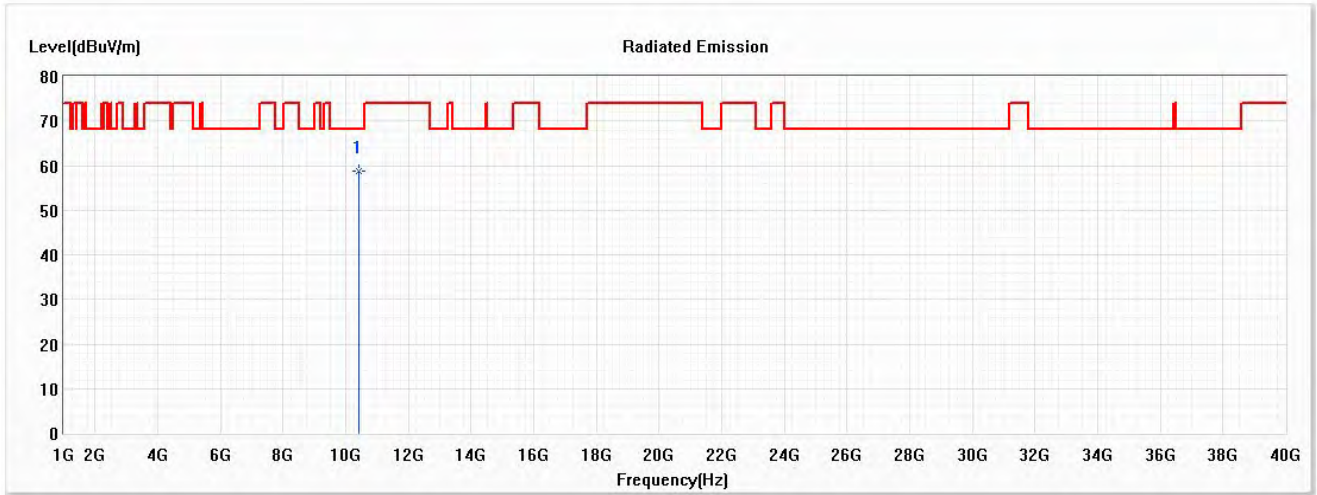
No	Frequency (MHz)	Emission Level (dBμV/m)	Limit (dBμV/m)	Margin (dB)	Reading Level (dBμV)	Correct Factor (dB)	Detector Type
* 1	10400.000	56.34	68.22	-11.88	51.81	4.53	PK

Note:

1. All Readings below 1GHz are Quasi-Peak, above 1GHz are performed with peak and/or average measurements as necessary.
2. Measurement Level = Reading Level + Correct Factor.
3. Correct Factor = Antenna factor + Cable loss – Amplifier gain.
4. The average measurement was not performed when the peak measured data under the limit of average detection.
5. The emission levels of other frequencies are very lower than the limit and not show in test report.

Product : Portable Computer
 Test Item : Harmonic Radiated Emission Data
 Test Date : 2021/02/01
 Test Mode : Mode 10 SISO B: Transmit (802.11a_6Mbps) (5200MHz)

Vertical



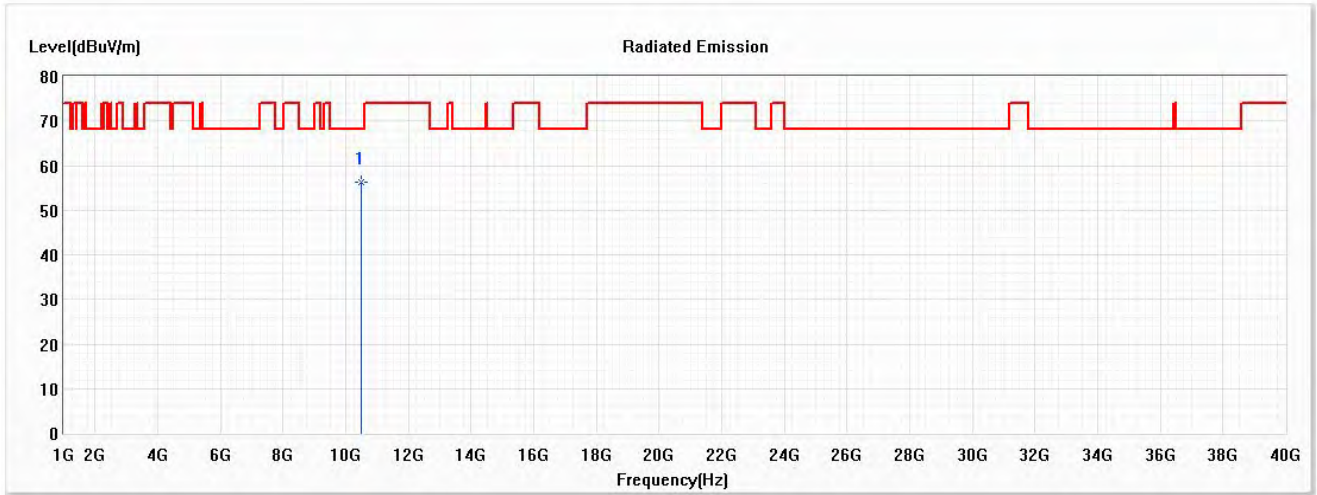
No	Frequency (MHz)	Emission Level (dBμV/m)	Limit (dBμV/m)	Margin (dB)	Reading Level (dBμV)	Correct Factor (dB)	Detector Type
* 1	10400.000	58.77	68.22	-9.45	54.24	4.53	PK

Note:

1. All Readings below 1GHz are Quasi-Peak, above 1GHz are performed with peak and/or average measurements as necessary.
2. Measurement Level = Reading Level + Correct Factor.
3. Correct Factor = Antenna factor + Cable loss – Amplifier gain.
4. The average measurement was not performed when the peak measured data under the limit of average detection.
5. The emission levels of other frequencies are very lower than the limit and not show in test report.

Product : Portable Computer
 Test Item : Harmonic Radiated Emission Data
 Test Date : 2021/02/01
 Test Mode : Mode 10 SISO B: Transmit (802.11a_6Mbps) (5240MHz)

Horizontal



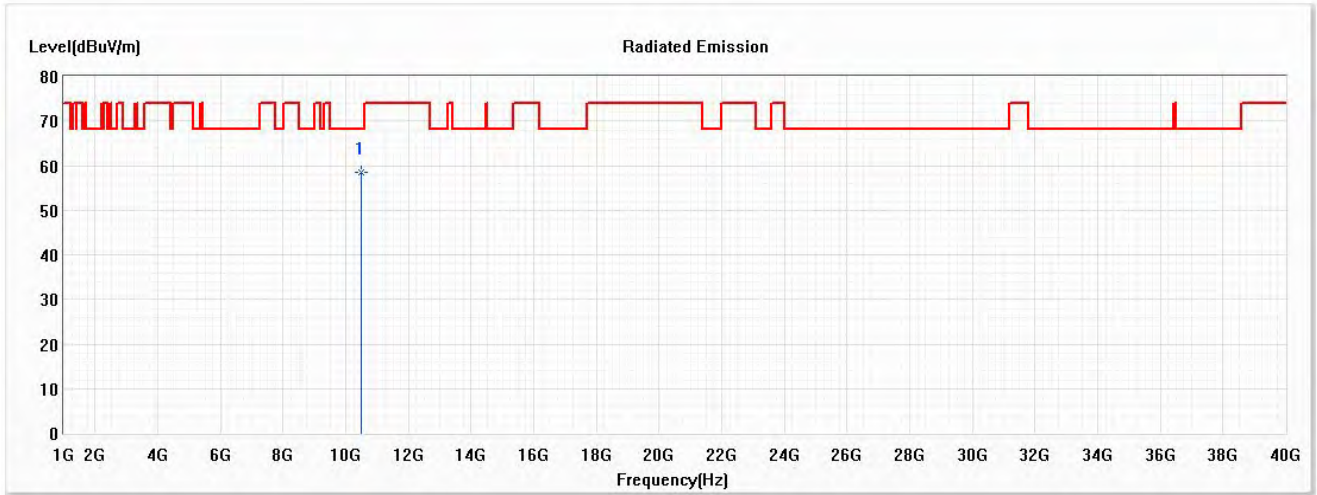
No	Frequency (MHz)	Emission Level (dBμV/m)	Limit (dBμV/m)	Margin (dB)	Reading Level (dBμV)	Correct Factor (dB)	Detector Type
* 1	10480.000	56.22	68.22	-12.00	51.57	4.65	PK

Note:

1. All Readings below 1GHz are Quasi-Peak, above 1GHz are performed with peak and/or average measurements as necessary.
2. Measurement Level = Reading Level + Correct Factor.
3. Correct Factor = Antenna factor + Cable loss – Amplifier gain.
4. The average measurement was not performed when the peak measured data under the limit of average detection.
5. The emission levels of other frequencies are very lower than the limit and not show in test report.

Product : Portable Computer
 Test Item : Harmonic Radiated Emission Data
 Test Date : 2021/02/01
 Test Mode : Mode 10 SISO B: Transmit (802.11a_6Mbps) (5240MHz)

Vertical



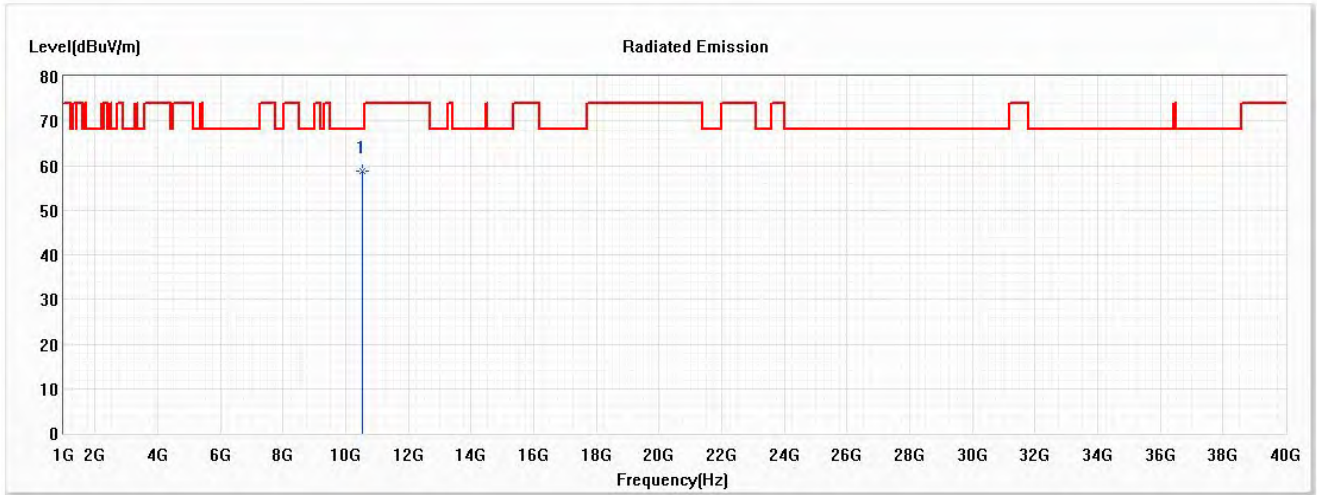
No	Frequency (MHz)	Emission Level (dBμV/m)	Limit (dBμV/m)	Margin (dB)	Reading Level (dBμV)	Correct Factor (dB)	Detector Type
* 1	10480.000	58.50	68.22	-9.72	53.85	4.65	PK

Note:

1. All Readings below 1GHz are Quasi-Peak, above 1GHz are performed with peak and/or average measurements as necessary.
2. Measurement Level = Reading Level + Correct Factor.
3. Correct Factor = Antenna factor + Cable loss – Amplifier gain.
4. The average measurement was not performed when the peak measured data under the limit of average detection.
5. The emission levels of other frequencies are very lower than the limit and not show in test report.

Product : Portable Computer
 Test Item : Harmonic Radiated Emission Data
 Test Date : 2021/02/01
 Test Mode : Mode 10 SISO B: Transmit (802.11a_6Mbps) (5260MHz)

Horizontal



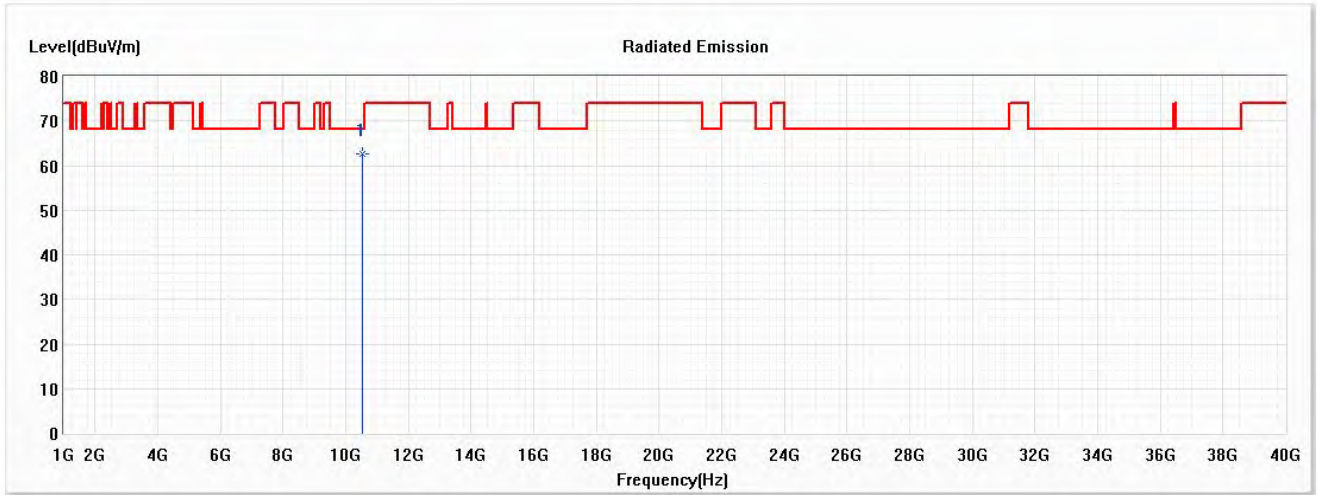
No	Frequency (MHz)	Emission Level (dBμV/m)	Limit (dBμV/m)	Margin (dB)	Reading Level (dBμV)	Correct Factor (dB)	Detector Type
* 1	10520.000	58.84	68.22	-9.38	54.21	4.63	PK

Note:

1. All Readings below 1GHz are Quasi-Peak, above 1GHz are performed with peak and/or average measurements as necessary.
2. Measurement Level = Reading Level + Correct Factor.
3. Correct Factor = Antenna factor + Cable loss – Amplifier gain.
4. The average measurement was not performed when the peak measured data under the limit of average detection.
5. The emission levels of other frequencies are very lower than the limit and not show in test report.

Product : Portable Computer
 Test Item : Harmonic Radiated Emission Data
 Test Date : 2021/02/01
 Test Mode : Mode 10 SISO B: Transmit (802.11a_6Mbps) (5260MHz)

Vertical



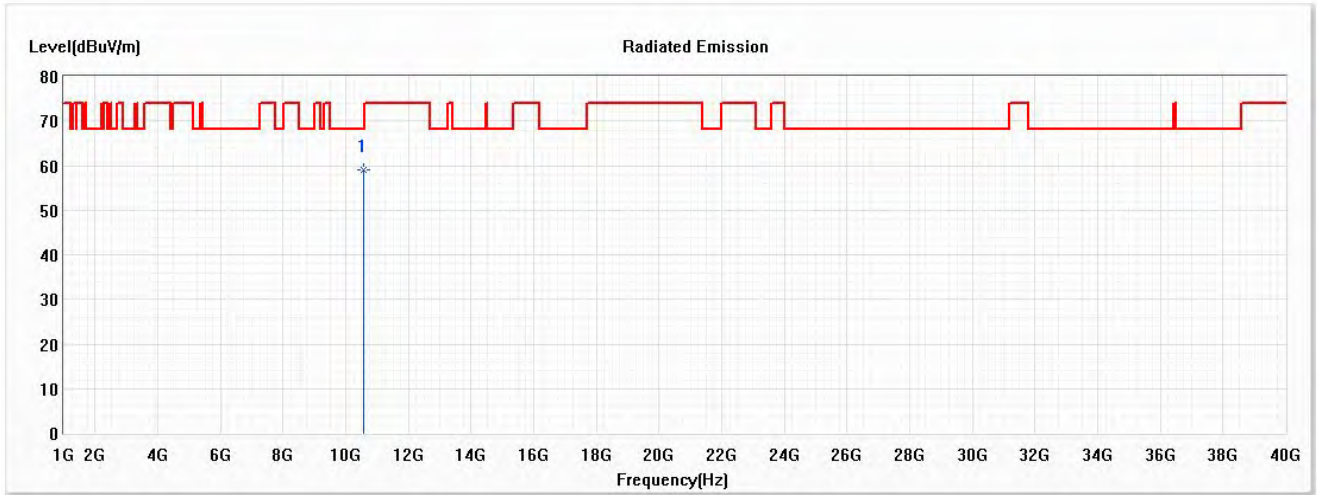
No	Frequency (MHz)	Emission Level (dBμV/m)	Limit (dBμV/m)	Margin (dB)	Reading Level (dBμV)	Correct Factor (dB)	Detector Type
* 1	10520.000	62.59	68.22	-5.63	57.96	4.63	PK

Note:

1. All Readings below 1GHz are Quasi-Peak, above 1GHz are performed with peak and/or average measurements as necessary.
2. Measurement Level = Reading Level + Correct Factor.
3. Correct Factor = Antenna factor + Cable loss – Amplifier gain.
4. The average measurement was not performed when the peak measured data under the limit of average detection.
5. The emission levels of other frequencies are very lower than the limit and not show in test report.

Product : Portable Computer
 Test Item : Harmonic Radiated Emission Data
 Test Date : 2021/02/01
 Test Mode : Mode 10 SISO B: Transmit (802.11a_6Mbps) (5280MHz)

Horizontal



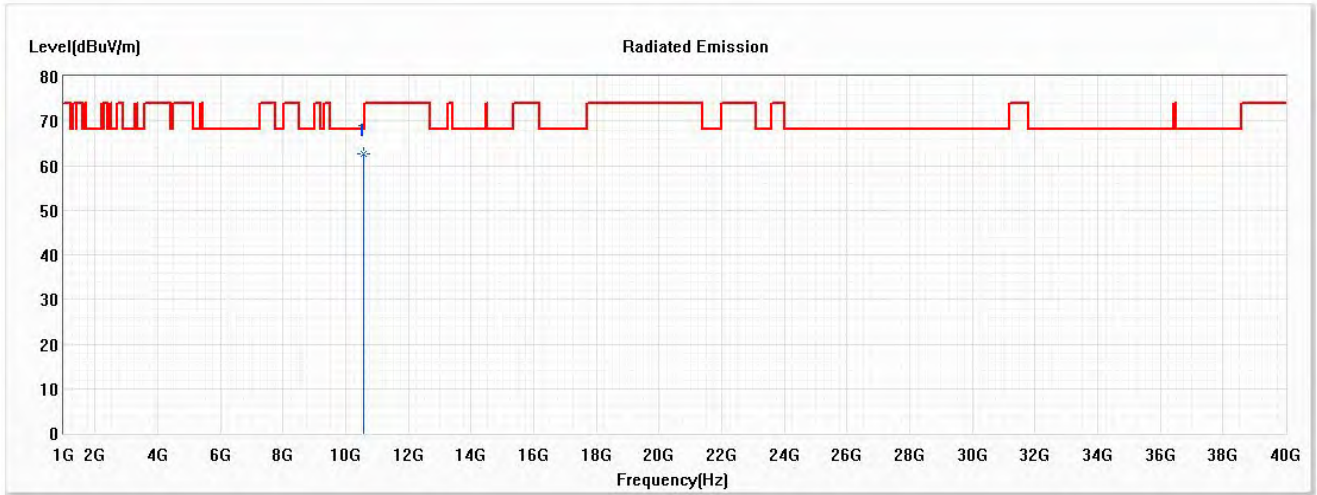
No	Frequency (MHz)	Emission Level (dBμV/m)	Limit (dBμV/m)	Margin (dB)	Reading Level (dBμV)	Correct Factor (dB)	Detector Type
* 1	10560.000	58.97	68.22	-9.25	54.35	4.62	PK

Note:

1. All Readings below 1GHz are Quasi-Peak, above 1GHz are performed with peak and/or average measurements as necessary.
2. Measurement Level = Reading Level + Correct Factor.
3. Correct Factor = Antenna factor + Cable loss – Amplifier gain.
4. The average measurement was not performed when the peak measured data under the limit of average detection.
5. The emission levels of other frequencies are very lower than the limit and not show in test report.

Product : Portable Computer
 Test Item : Harmonic Radiated Emission Data
 Test Date : 2021/02/01
 Test Mode : Mode 10 SISO B: Transmit (802.11a_6Mbps) (5280MHz)

Vertical



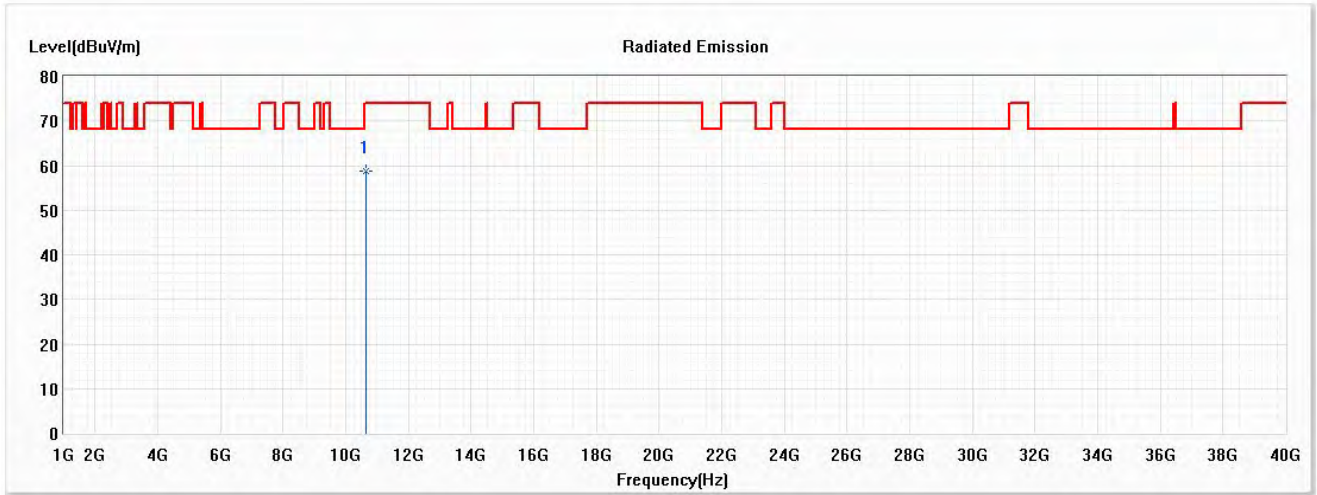
No	Frequency (MHz)	Emission Level (dBμV/m)	Limit (dBμV/m)	Margin (dB)	Reading Level (dBμV)	Correct Factor (dB)	Detector Type
* 1	10560.000	62.69	68.22	-5.53	58.07	4.62	PK

Note:

1. All Readings below 1GHz are Quasi-Peak, above 1GHz are performed with peak and/or average measurements as necessary.
2. Measurement Level = Reading Level + Correct Factor.
3. Correct Factor = Antenna factor + Cable loss – Amplifier gain.
4. The average measurement was not performed when the peak measured data under the limit of average detection.
5. The emission levels of other frequencies are very lower than the limit and not show in test report.

Product : Portable Computer
 Test Item : Harmonic Radiated Emission Data
 Test Date : 2021/02/01
 Test Mode : Mode 10 SISO B: Transmit (802.11a_6Mbps) (5320MHz)

Horizontal



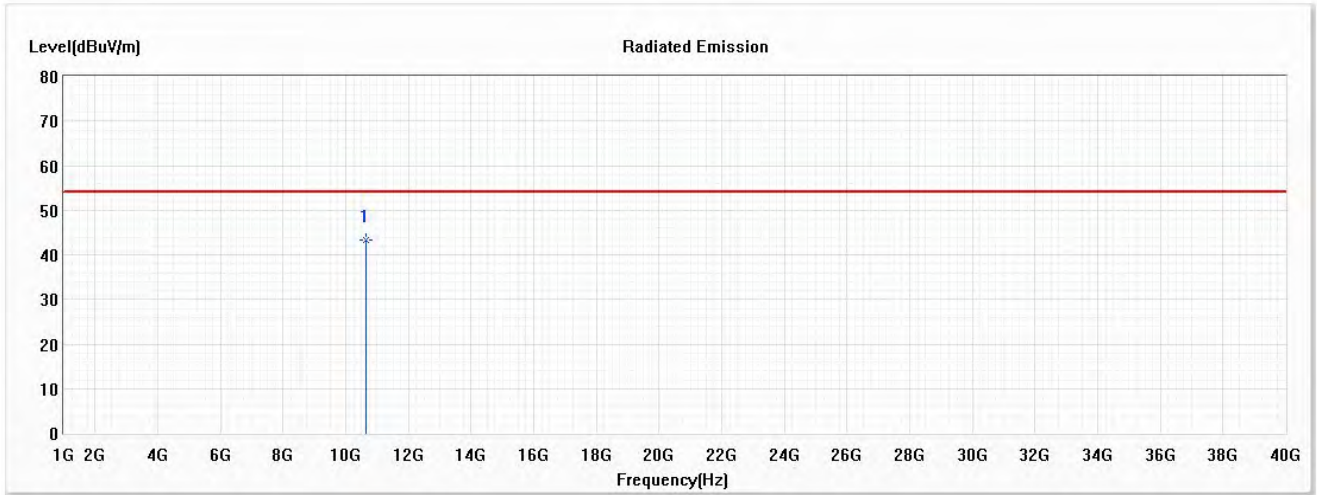
No	Frequency (MHz)	Emission Level (dBμV/m)	Limit (dBμV/m)	Margin (dB)	Reading Level (dBμV)	Correct Factor (dB)	Detector Type
* 1	10640.000	58.75	74.00	-15.25	54.08	4.67	PK

Note:

1. All Readings below 1GHz are Quasi-Peak, above 1GHz are performed with peak and/or average measurements as necessary.
2. Measurement Level = Reading Level + Correct Factor.
3. Correct Factor = Antenna factor + Cable loss – Amplifier gain.
4. The average measurement was not performed when the peak measured data under the limit of average detection.
5. The emission levels of other frequencies are very lower than the limit and not show in test report.

Product : Portable Computer
 Test Item : Harmonic Radiated Emission Data
 Test Date : 2021/02/01
 Test Mode : Mode 10 SISO B: Transmit (802.11a_6Mbps) (5320MHz)

Horizontal



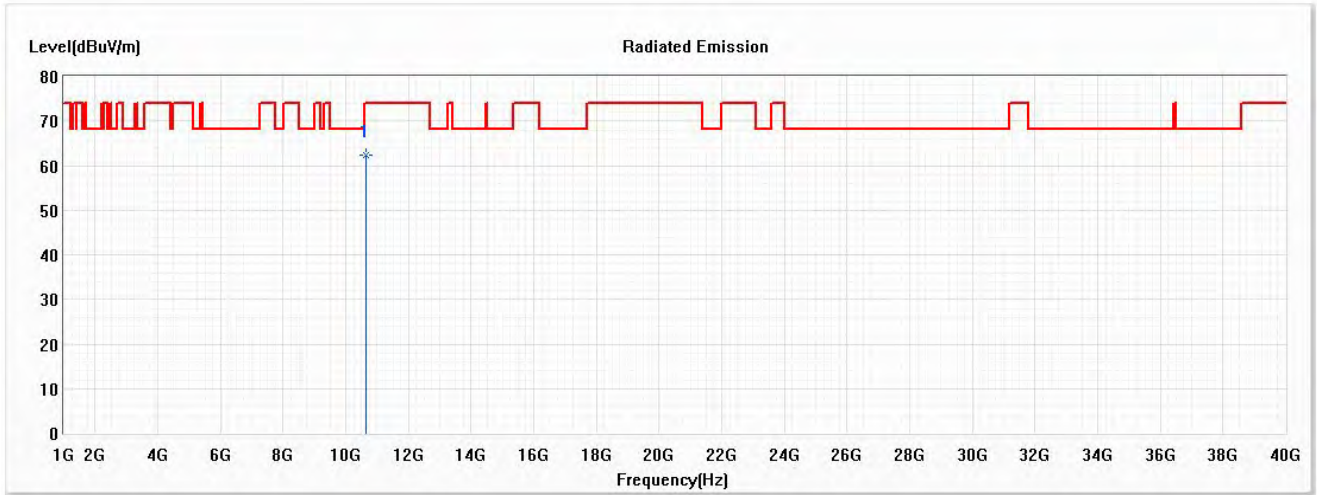
No	Frequency (MHz)	Emission Level (dBμV/m)	Limit (dBμV/m)	Margin (dB)	Reading Level (dBμV)	Correct Factor (dB)	Detector Type
* 1	10640.000	43.41	54.00	-10.59	38.74	4.67	AV

Note:

1. All Readings below 1GHz are Quasi-Peak, above 1GHz are performed with peak and/or average measurements as necessary.
2. Measurement Level = Reading Level + Correct Factor.
3. Correct Factor = Antenna factor + Cable loss – Amplifier gain.
4. The average measurement was not performed when the peak measured data under the limit of average detection.
5. The emission levels of other frequencies are very lower than the limit and not show in test report.

Product : Portable Computer
 Test Item : Harmonic Radiated Emission Data
 Test Date : 2021/02/01
 Test Mode : Mode 10 SISO B: Transmit (802.11a_6Mbps) (5320MHz)

Vertical



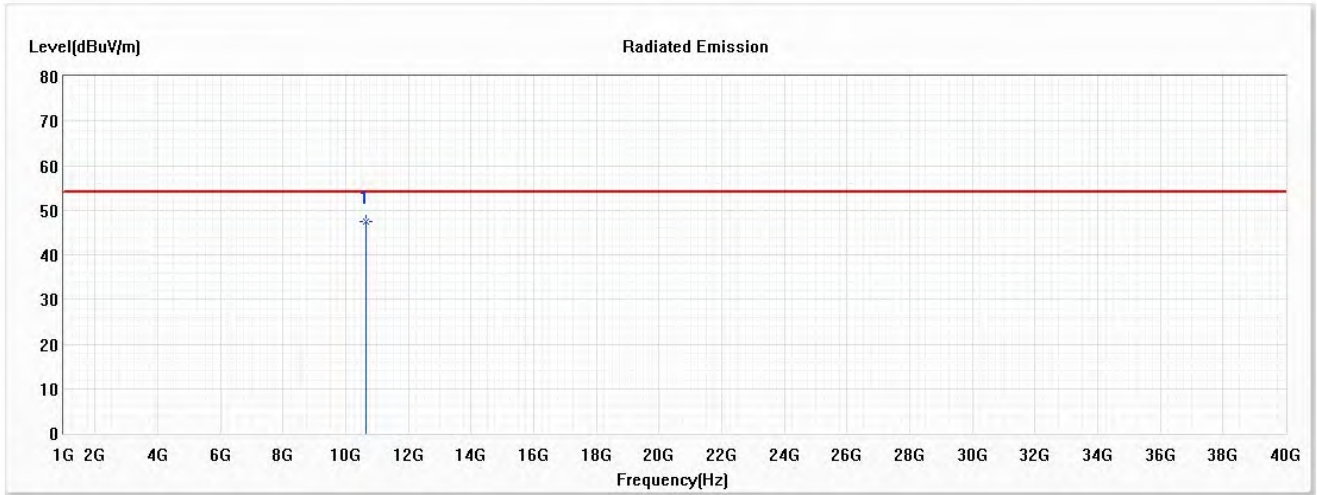
No	Frequency (MHz)	Emission Level (dBμV/m)	Limit (dBμV/m)	Margin (dB)	Reading Level (dBμV)	Correct Factor (dB)	Detector Type
* 1	10640.000	62.42	74.00	-11.58	57.75	4.67	PK

Note:

1. All Readings below 1GHz are Quasi-Peak, above 1GHz are performed with peak and/or average measurements as necessary.
2. Measurement Level = Reading Level + Correct Factor.
3. Correct Factor = Antenna factor + Cable loss – Amplifier gain.
4. The average measurement was not performed when the peak measured data under the limit of average detection.
5. The emission levels of other frequencies are very lower than the limit and not show in test report.

Product : Portable Computer
 Test Item : Harmonic Radiated Emission Data
 Test Date : 2021/02/01
 Test Mode : Mode 10 SISO B: Transmit (802.11a_6Mbps) (5320MHz)

Vertical



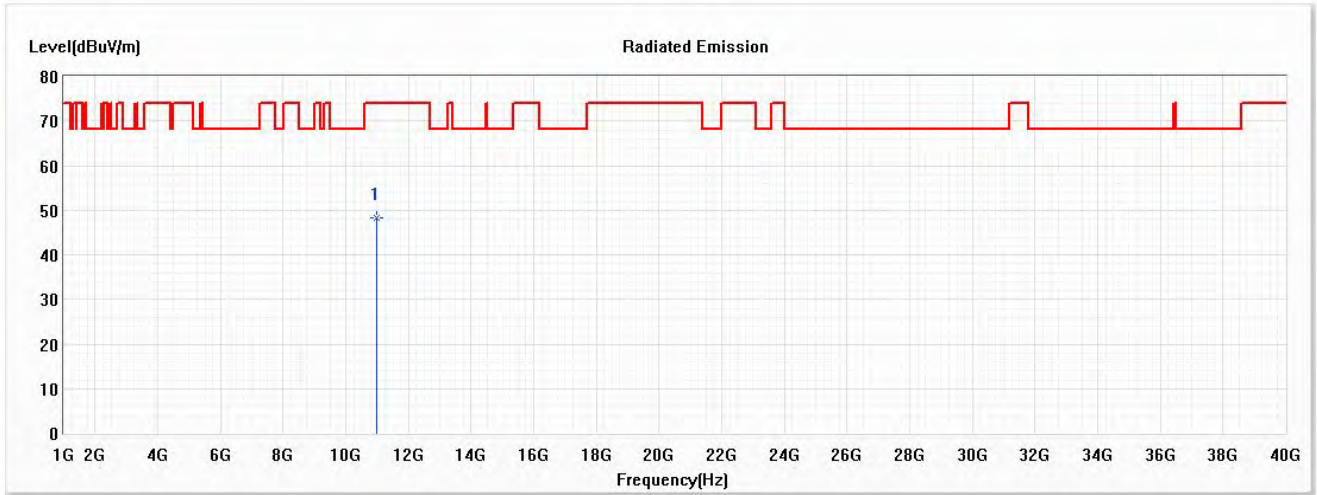
No	Frequency (MHz)	Emission Level (dBμV/m)	Limit (dBμV/m)	Margin (dB)	Reading Level (dBμV)	Correct Factor (dB)	Detector Type
* 1	10640.000	47.55	54.00	-6.45	42.88	4.67	AV

Note:

1. All Readings below 1GHz are Quasi-Peak, above 1GHz are performed with peak and/or average measurements as necessary.
2. Measurement Level = Reading Level + Correct Factor.
3. Correct Factor = Antenna factor + Cable loss – Amplifier gain.
4. The average measurement was not performed when the peak measured data under the limit of average detection.
5. The emission levels of other frequencies are very lower than the limit and not show in test report.

Product : Portable Computer
 Test Item : Harmonic Radiated Emission Data
 Test Date : 2021/02/01
 Test Mode : Mode 10 SISO B: Transmit (802.11a_6Mbps) (5500MHz)

Horizontal



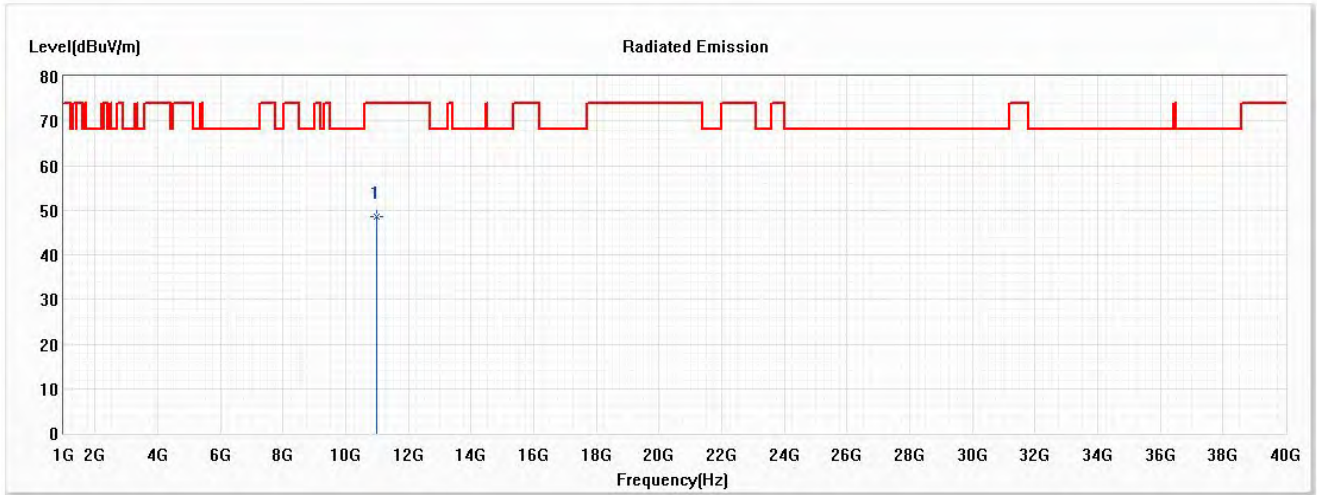
No	Frequency (MHz)	Emission Level (dBμV/m)	Limit (dBμV/m)	Margin (dB)	Reading Level (dBμV)	Correct Factor (dB)	Detector Type
* 1	11000.000	48.24	74.00	-25.76	43.62	4.62	PK

Note:

1. All Readings below 1GHz are Quasi-Peak, above 1GHz are performed with peak and/or average measurements as necessary.
2. Measurement Level = Reading Level + Correct Factor.
3. Correct Factor = Antenna factor + Cable loss – Amplifier gain.
4. The average measurement was not performed when the peak measured data under the limit of average detection.
5. The emission levels of other frequencies are very lower than the limit and not show in test report.

Product : Portable Computer
 Test Item : Harmonic Radiated Emission Data
 Test Date : 2021/002/01
 Test Mode : Mode 10 SISO B: Transmit (802.11a_6Mbps) (5500MHz)

Vertical



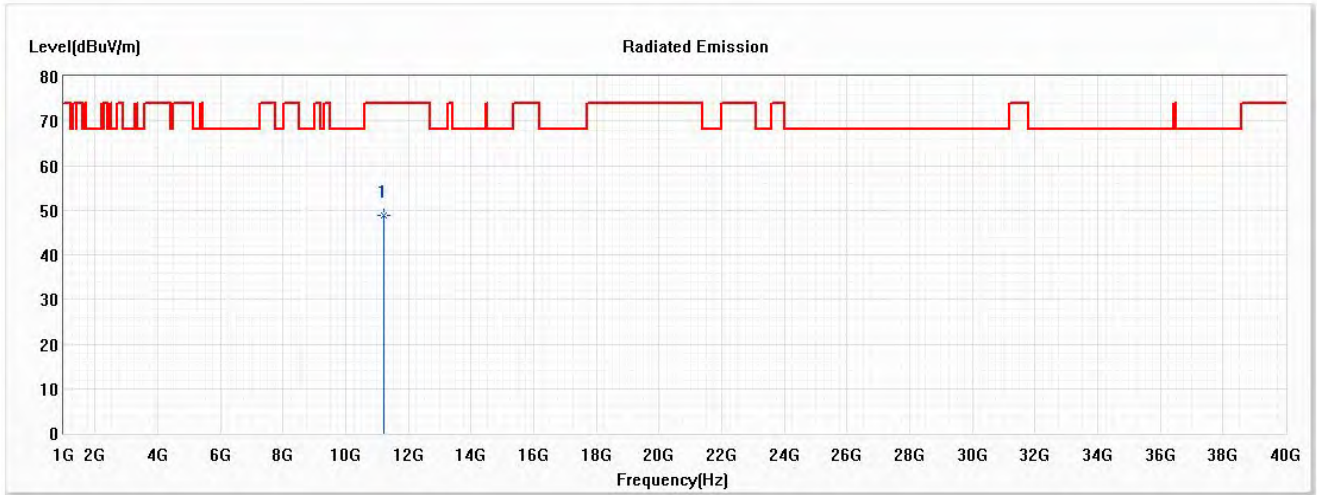
No	Frequency (MHz)	Emission Level (dBμV/m)	Limit (dBμV/m)	Margin (dB)	Reading Level (dBμV)	Correct Factor (dB)	Detector Type
* 1	11000.000	48.56	74.00	-25.44	43.94	4.62	PK

Note:

1. All Readings below 1GHz are Quasi-Peak, above 1GHz are performed with peak and/or average measurements as necessary.
2. Measurement Level = Reading Level + Correct Factor.
3. Correct Factor = Antenna factor + Cable loss – Amplifier gain.
4. The average measurement was not performed when the peak measured data under the limit of average detection.
5. The emission levels of other frequencies are very lower than the limit and not show in test report.

Product : Portable Computer
 Test Item : Harmonic Radiated Emission Data
 Test Date : 2021/02/01
 Test Mode : Mode 10 SISO B: Transmit (802.11a_6Mbps) (5600MHz)

Horizontal



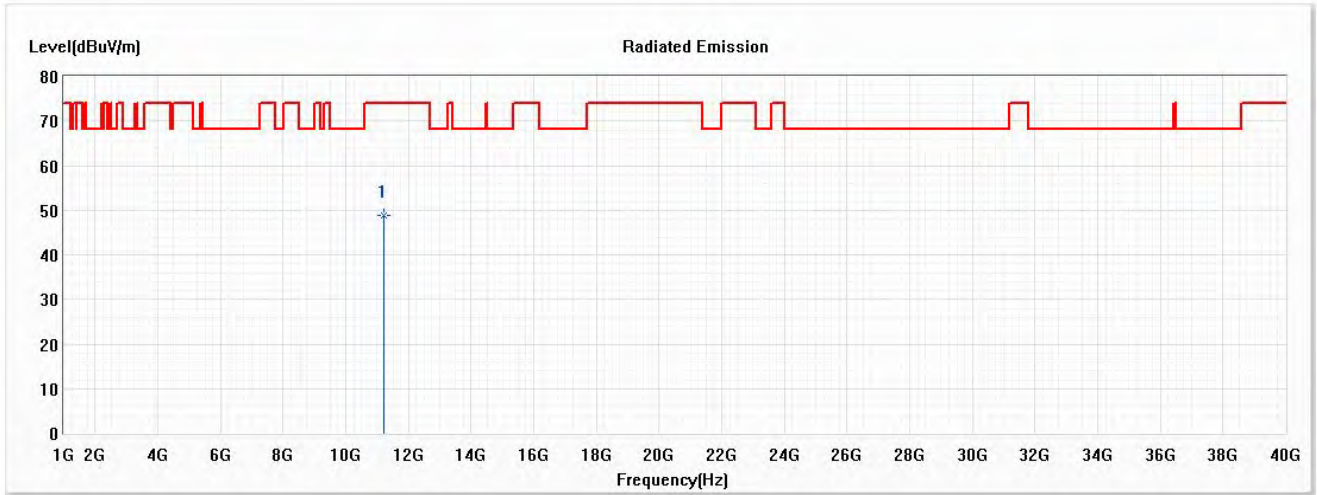
No	Frequency (MHz)	Emission Level (dBμV/m)	Limit (dBμV/m)	Margin (dB)	Reading Level (dBμV)	Correct Factor (dB)	Detector Type
* 1	11200.000	48.71	74.00	-25.29	43.80	4.91	PK

Note:

1. All Readings below 1GHz are Quasi-Peak, above 1GHz are performed with peak and/or average measurements as necessary.
2. Measurement Level = Reading Level + Correct Factor.
3. Correct Factor = Antenna factor + Cable loss – Amplifier gain.
4. The average measurement was not performed when the peak measured data under the limit of average detection.
5. The emission levels of other frequencies are very lower than the limit and not show in test report.

Product : Portable Computer
 Test Item : Harmonic Radiated Emission Data
 Test Date : 2021/02/01
 Test Mode : Mode 10 SISO B: Transmit (802.11a_6Mbps) (5600MHz)

Vertical



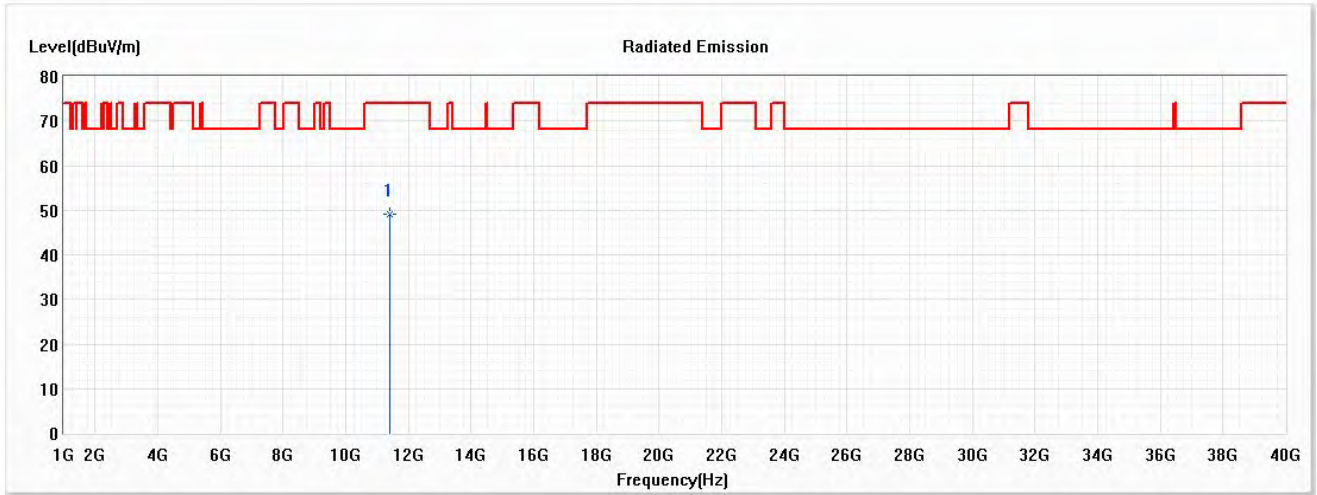
No	Frequency (MHz)	Emission Level (dBμV/m)	Limit (dBμV/m)	Margin (dB)	Reading Level (dBμV)	Correct Factor (dB)	Detector Type
* 1	11200.000	48.77	74.00	-25.23	43.86	4.91	PK

Note:

1. All Readings below 1GHz are Quasi-Peak, above 1GHz are performed with peak and/or average measurements as necessary.
2. Measurement Level = Reading Level + Correct Factor.
3. Correct Factor = Antenna factor + Cable loss – Amplifier gain.
4. The average measurement was not performed when the peak measured data under the limit of average detection.
5. The emission levels of other frequencies are very lower than the limit and not show in test report.

Product : Portable Computer
 Test Item : Harmonic Radiated Emission Data
 Test Date : 2021/02/01
 Test Mode : Mode 10 SISO B: Transmit (802.11a_6Mbps) (5700MHz)

Horizontal



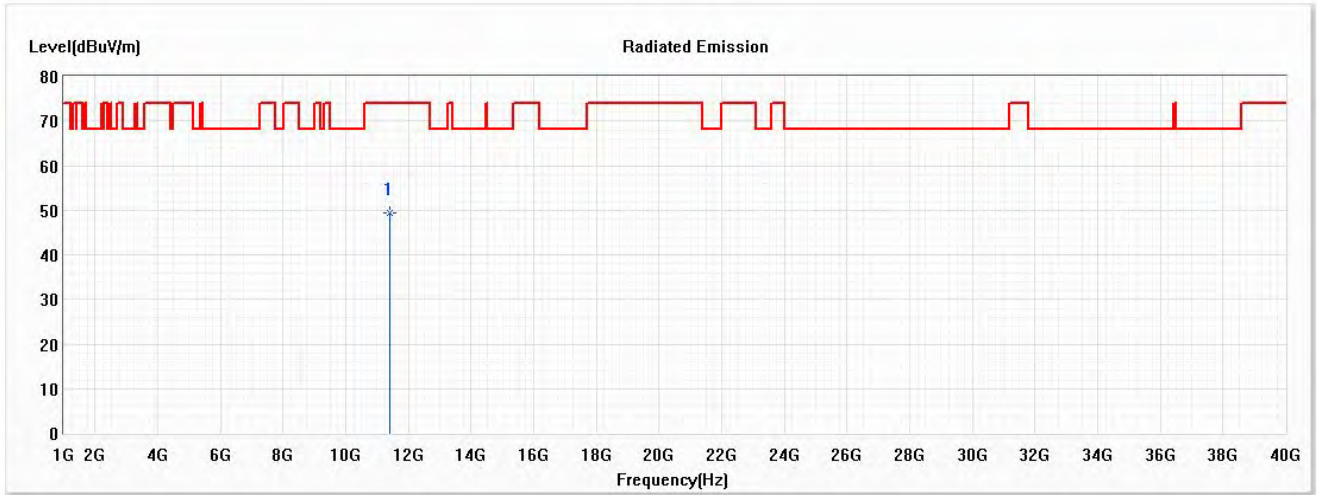
No	Frequency (MHz)	Emission Level (dBμV/m)	Limit (dBμV/m)	Margin (dB)	Reading Level (dBμV)	Correct Factor (dB)	Detector Type
* 1	11400.000	49.17	74.00	-24.83	44.11	5.06	PK

Note:

1. All Readings below 1GHz are Quasi-Peak, above 1GHz are performed with peak and/or average measurements as necessary.
2. Measurement Level = Reading Level + Correct Factor.
3. Correct Factor = Antenna factor + Cable loss – Amplifier gain.
4. The average measurement was not performed when the peak measured data under the limit of average detection.
5. The emission levels of other frequencies are very lower than the limit and not show in test report.

Product : Portable Computer
 Test Item : Harmonic Radiated Emission Data
 Test Date : 2021/02/01
 Test Mode : Mode 10 SISO B: Transmit (802.11a_6Mbps) (5700MHz)

Vertical



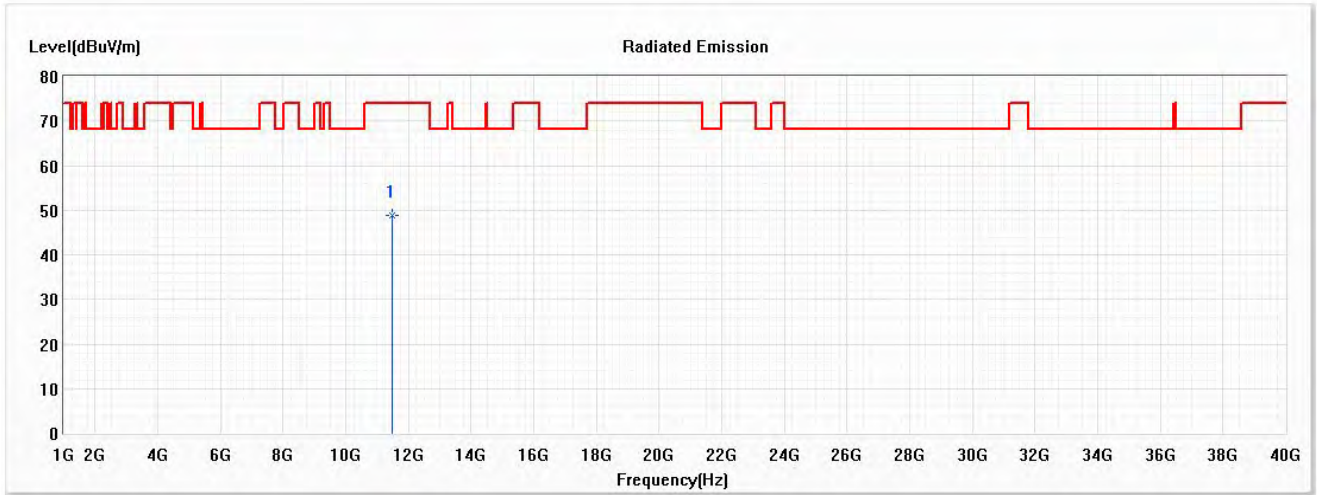
No	Frequency (MHz)	Emission Level (dBμV/m)	Limit (dBμV/m)	Margin (dB)	Reading Level (dBμV)	Correct Factor (dB)	Detector Type
* 1	11400.000	49.28	74.00	-24.72	44.22	5.06	PK

Note:

1. All Readings below 1GHz are Quasi-Peak, above 1GHz are performed with peak and/or average measurements as necessary.
2. Measurement Level = Reading Level + Correct Factor.
3. Correct Factor = Antenna factor + Cable loss – Amplifier gain.
4. The average measurement was not performed when the peak measured data under the limit of average detection.
5. The emission levels of other frequencies are very lower than the limit and not show in test report.

Product : Portable Computer
 Test Item : Harmonic Radiated Emission Data
 Test Date : 2021/02/01
 Test Mode : Mode 10 SISO B: Transmit (802.11a_6Mbps) (5745MHz)

Horizontal



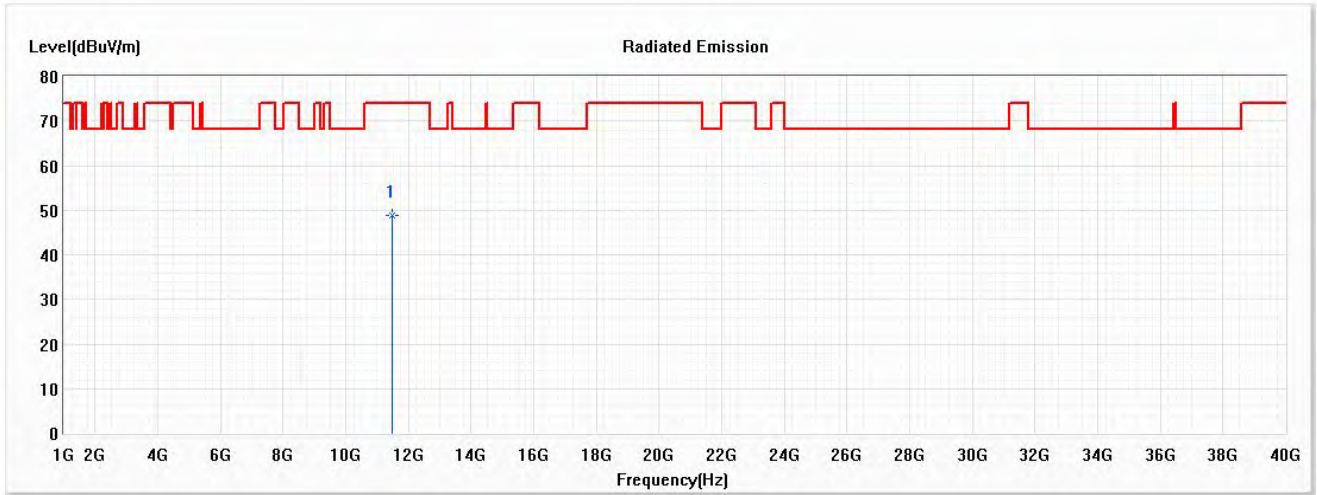
No	Frequency (MHz)	Emission Level (dBμV/m)	Limit (dBμV/m)	Margin (dB)	Reading Level (dBμV)	Correct Factor (dB)	Detector Type
* 1	11490.000	48.79	74.00	-25.21	43.55	5.24	PK

Note:

1. All Readings below 1GHz are Quasi-Peak, above 1GHz are performed with peak and/or average measurements as necessary.
2. Measurement Level = Reading Level + Correct Factor.
3. Correct Factor = Antenna factor + Cable loss – Amplifier gain.
4. The average measurement was not performed when the peak measured data under the limit of average detection.
5. The emission levels of other frequencies are very lower than the limit and not show in test report.

Product : Portable Computer
 Test Item : Harmonic Radiated Emission Data
 Test Date : 2021/02/01
 Test Mode : Mode 10 SISO B: Transmit (802.11a_6Mbps) (5745MHz)

Vertical



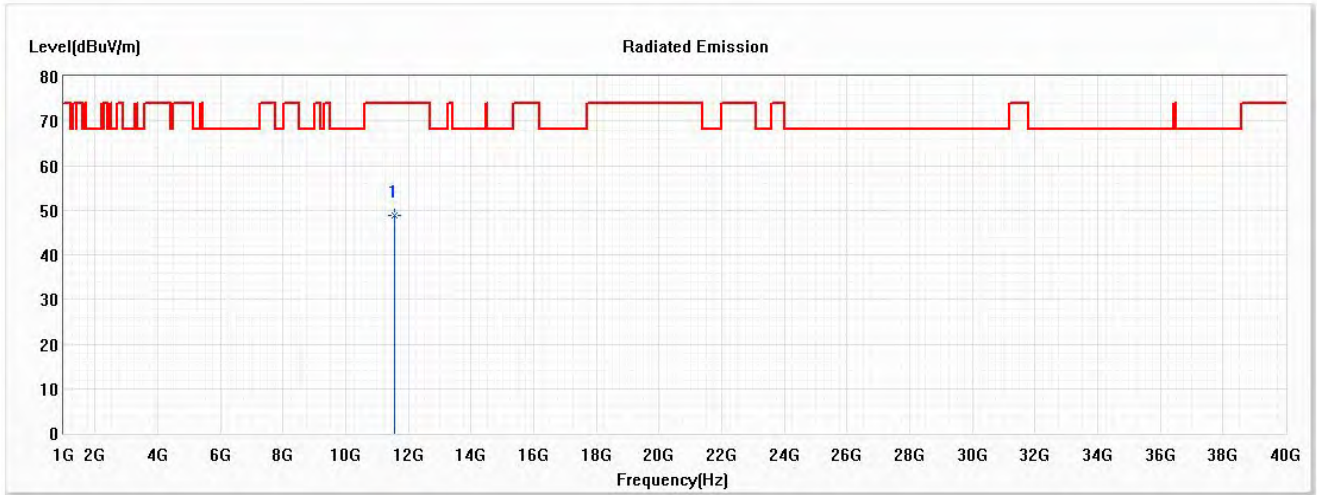
No	Frequency (MHz)	Emission Level (dBμV/m)	Limit (dBμV/m)	Margin (dB)	Reading Level (dBμV)	Correct Factor (dB)	Detector Type
* 1	11490.000	48.88	74.00	-25.12	43.64	5.24	PK

Note:

1. All Readings below 1GHz are Quasi-Peak, above 1GHz are performed with peak and/or average measurements as necessary.
2. Measurement Level = Reading Level + Correct Factor.
3. Correct Factor = Antenna factor + Cable loss – Amplifier gain.
4. The average measurement was not performed when the peak measured data under the limit of average detection.
5. The emission levels of other frequencies are very lower than the limit and not show in test report.

Product : Portable Computer
 Test Item : Harmonic Radiated Emission Data
 Test Date : 2021/02/01
 Test Mode : Mode 10 SISO B: Transmit (802.11a_6Mbps) (5785MHz)

Horizontal



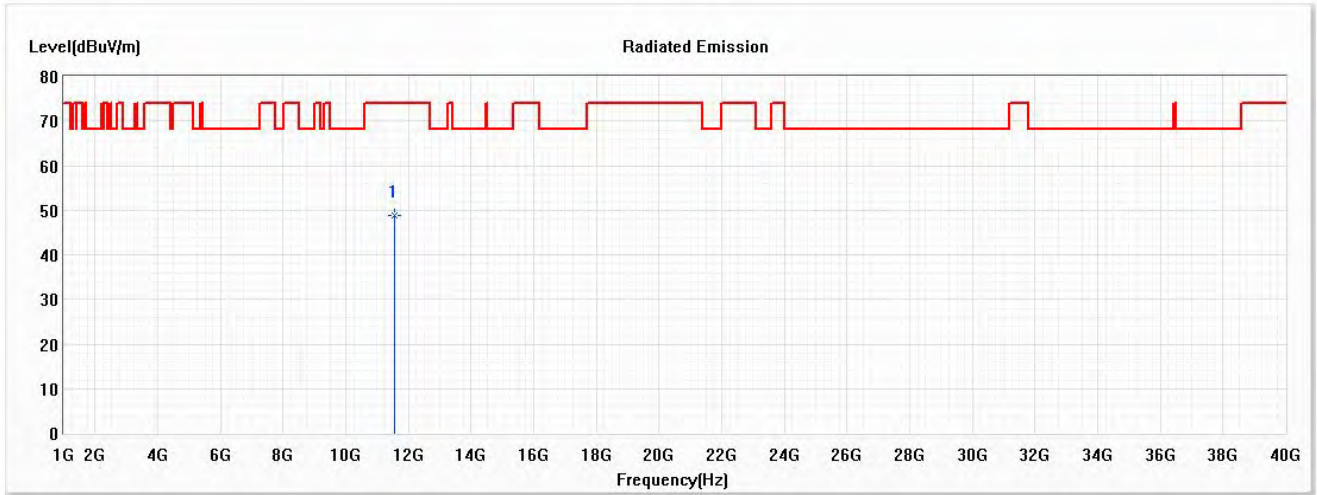
No	Frequency (MHz)	Emission Level (dBμV/m)	Limit (dBμV/m)	Margin (dB)	Reading Level (dBμV)	Correct Factor (dB)	Detector Type
* 1	11570.000	48.90	74.00	-25.10	43.51	5.39	PK

Note:

1. All Readings below 1GHz are Quasi-Peak, above 1GHz are performed with peak and/or average measurements as necessary.
2. Measurement Level = Reading Level + Correct Factor.
3. Correct Factor = Antenna factor + Cable loss – Amplifier gain.
4. The average measurement was not performed when the peak measured data under the limit of average detection.
5. The emission levels of other frequencies are very lower than the limit and not show in test report.

Product : Portable Computer
 Test Item : Harmonic Radiated Emission Data
 Test Date : 2021/02/01
 Test Mode : Mode 10 SISO B: Transmit (802.11a_6Mbps) (5785MHz)

Vertical



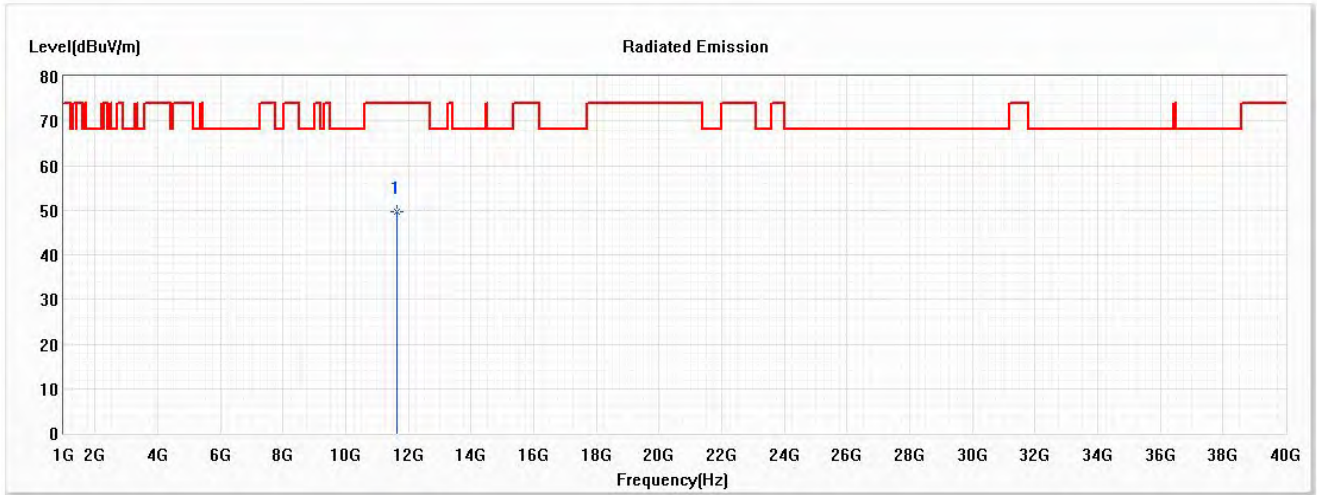
No	Frequency (MHz)	Emission Level (dBμV/m)	Limit (dBμV/m)	Margin (dB)	Reading Level (dBμV)	Correct Factor (dB)	Detector Type
* 1	11570.000	48.73	74.00	-25.27	43.34	5.39	PK

Note:

1. All Readings below 1GHz are Quasi-Peak, above 1GHz are performed with peak and/or average measurements as necessary.
2. Measurement Level = Reading Level + Correct Factor.
3. Correct Factor = Antenna factor + Cable loss – Amplifier gain.
4. The average measurement was not performed when the peak measured data under the limit of average detection.
5. The emission levels of other frequencies are very lower than the limit and not show in test report.

Product : Portable Computer
 Test Item : Harmonic Radiated Emission Data
 Test Date : 2021/02/01
 Test Mode : Mode 10 SISO B: Transmit (802.11a_6Mbps) (5825MHz)

Horizontal



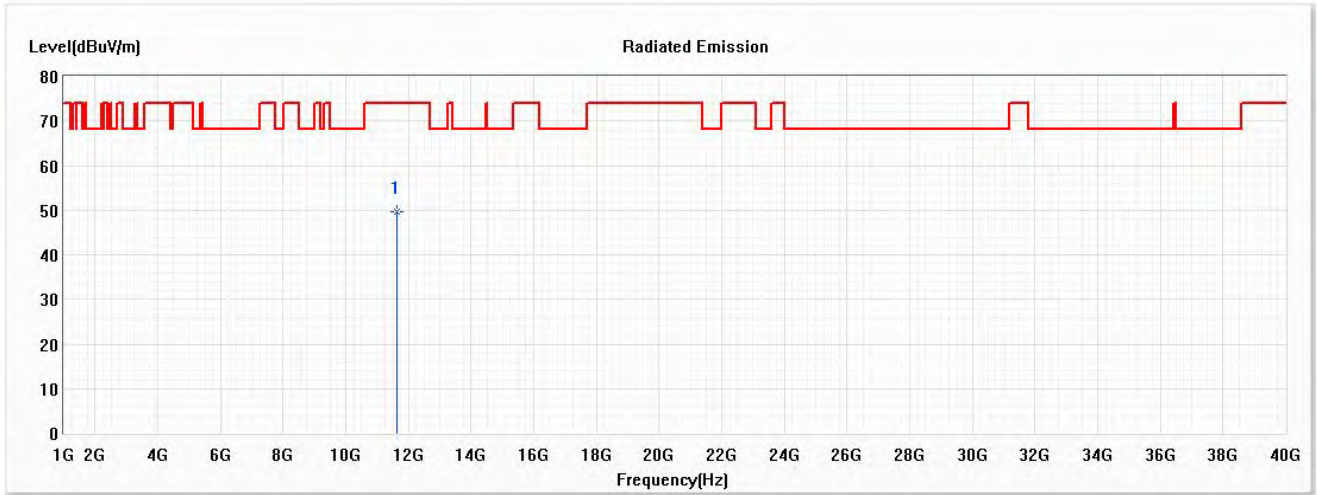
No	Frequency (MHz)	Emission Level (dBμV/m)	Limit (dBμV/m)	Margin (dB)	Reading Level (dBμV)	Correct Factor (dB)	Detector Type
* 1	11650.000	49.66	74.00	-24.34	44.17	5.49	PK

Note:

1. All Readings below 1GHz are Quasi-Peak, above 1GHz are performed with peak and/or average measurements as necessary.
2. Measurement Level = Reading Level + Correct Factor.
3. Correct Factor = Antenna factor + Cable loss – Amplifier gain.
4. The average measurement was not performed when the peak measured data under the limit of average detection.
5. The emission levels of other frequencies are very lower than the limit and not show in test report.

Product : Portable Computer
 Test Item : Harmonic Radiated Emission Data
 Test Date : 2021/02/01
 Test Mode : Mode 10 SISO B: Transmit (802.11a_6Mbps) (5825MHz)

Vertical



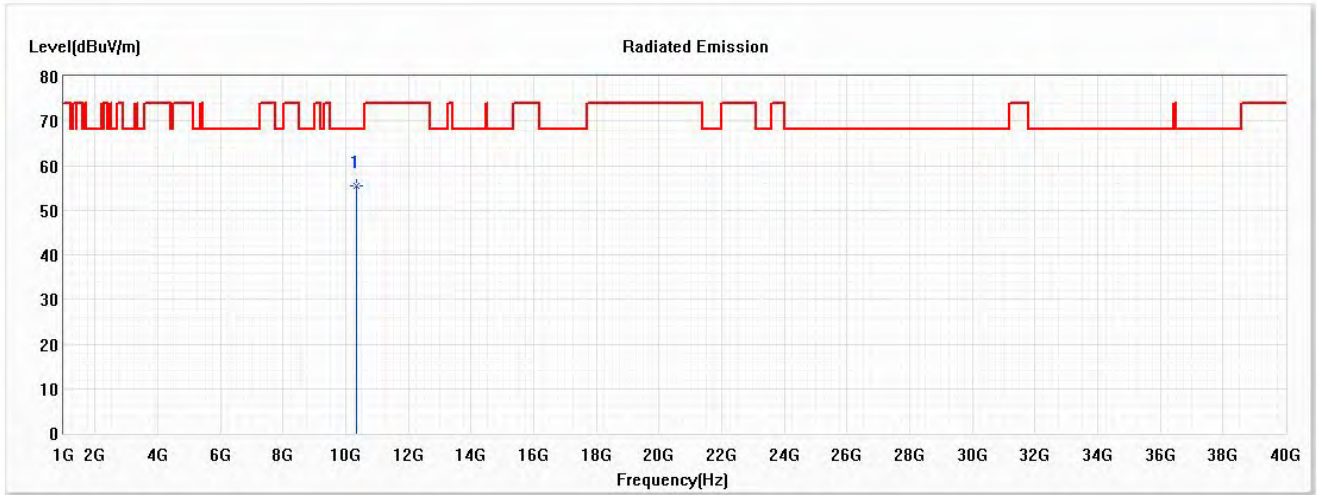
No	Frequency (MHz)	Emission Level (dBμV/m)	Limit (dBμV/m)	Margin (dB)	Reading Level (dBμV)	Correct Factor (dB)	Detector Type
* 1	11650.000	49.74	74.00	-24.26	44.25	5.49	PK

Note:

1. All Readings below 1GHz are Quasi-Peak, above 1GHz are performed with peak and/or average measurements as necessary.
2. Measurement Level = Reading Level + Correct Factor.
3. Correct Factor = Antenna factor + Cable loss – Amplifier gain.
4. The average measurement was not performed when the peak measured data under the limit of average detection.
5. The emission levels of other frequencies are very lower than the limit and not show in test report.

Product : Portable Computer
 Test Item : Harmonic Radiated Emission Data
 Test Date : 2021/02/01
 Test Mode : Mode 11 SISO B: Transmit (802.11n-20BW_7.2Mbps) (5180MHz)

Horizontal



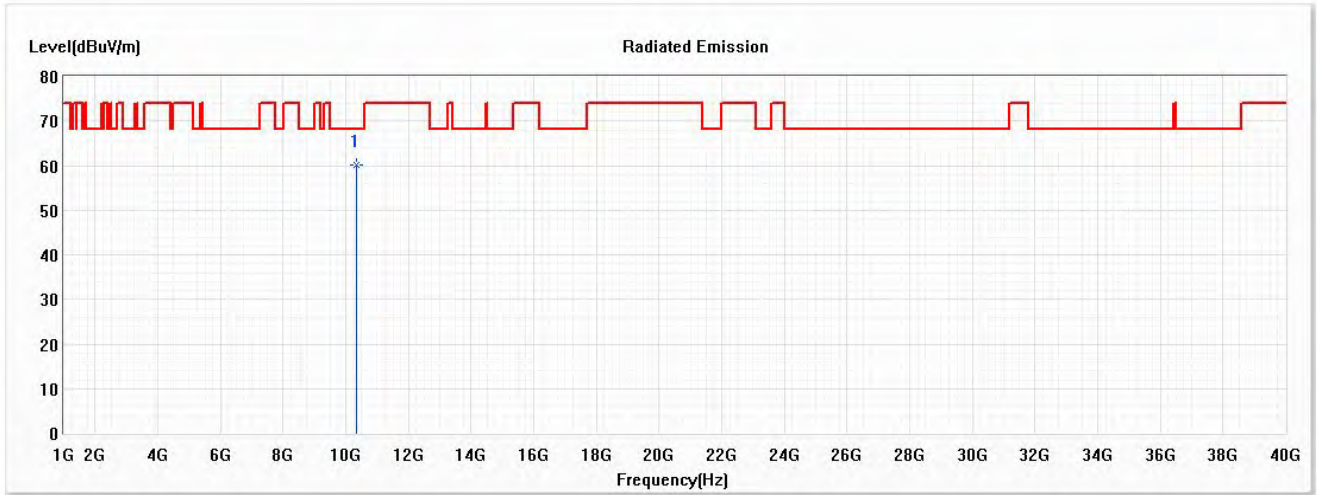
No	Frequency (MHz)	Emission Level (dBμV/m)	Limit (dBμV/m)	Margin (dB)	Reading Level (dBμV)	Correct Factor (dB)	Detector Type
* 1	10360.000	55.44	68.22	-12.78	50.93	4.51	PK

Note:

1. All Readings below 1GHz are Quasi-Peak, above 1GHz are performed with peak and/or average measurements as necessary.
2. Measurement Level = Reading Level + Correct Factor.
3. Correct Factor = Antenna factor + Cable loss – Amplifier gain.
4. The average measurement was not performed when the peak measured data under the limit of average detection.
5. The emission levels of other frequencies are very lower than the limit and not show in test report.

Product : Portable Computer
 Test Item : Harmonic Radiated Emission Data
 Test Date : 2021/02/01
 Test Mode : Mode 11 SISO B: Transmit (802.11n-20BW_7.2Mbps) (5180MHz)

Vertical



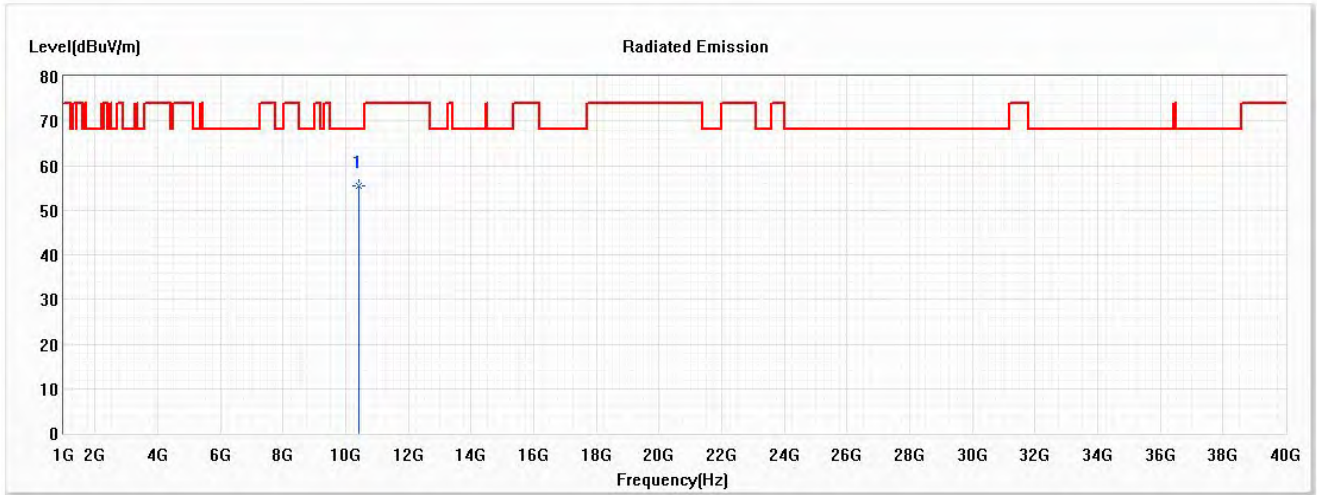
No	Frequency (MHz)	Emission Level (dBμV/m)	Limit (dBμV/m)	Margin (dB)	Reading Level (dBμV)	Correct Factor (dB)	Detector Type
* 1	10360.000	60.27	68.22	-7.95	55.76	4.51	PK

Note:

1. All Readings below 1GHz are Quasi-Peak, above 1GHz are performed with peak and/or average measurements as necessary.
2. Measurement Level = Reading Level + Correct Factor.
3. Correct Factor = Antenna factor + Cable loss – Amplifier gain.
4. The average measurement was not performed when the peak measured data under the limit of average detection.
5. The emission levels of other frequencies are very lower than the limit and not show in test report.

Product : Portable Computer
 Test Item : Harmonic Radiated Emission Data
 Test Date : 2021/02/01
 Test Mode : Mode 11 SISO B: Transmit (802.11n-20BW_7.2Mbps) (5200MHz)

Horizontal



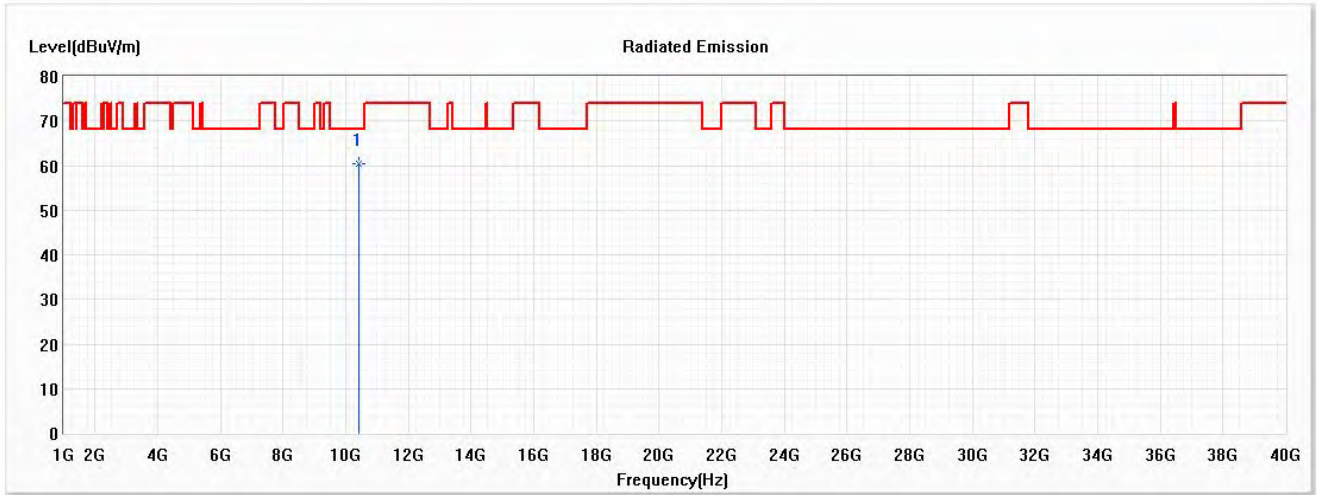
No	Frequency (MHz)	Emission Level (dBμV/m)	Limit (dBμV/m)	Margin (dB)	Reading Level (dBμV)	Correct Factor (dB)	Detector Type
* 1	10400.000	55.53	68.22	-12.69	51.00	4.53	PK

Note:

1. All Readings below 1GHz are Quasi-Peak, above 1GHz are performed with peak and/or average measurements as necessary.
2. Measurement Level = Reading Level + Correct Factor.
3. Correct Factor = Antenna factor + Cable loss – Amplifier gain.
4. The average measurement was not performed when the peak measured data under the limit of average detection.
5. The emission levels of other frequencies are very lower than the limit and not show in test report.

Product : Portable Computer
 Test Item : Harmonic Radiated Emission Data
 Test Date : 2021/02/01
 Test Mode : Mode 11 SISO B: Transmit (802.11n-20BW_7.2Mbps) (5200MHz)

Vertical



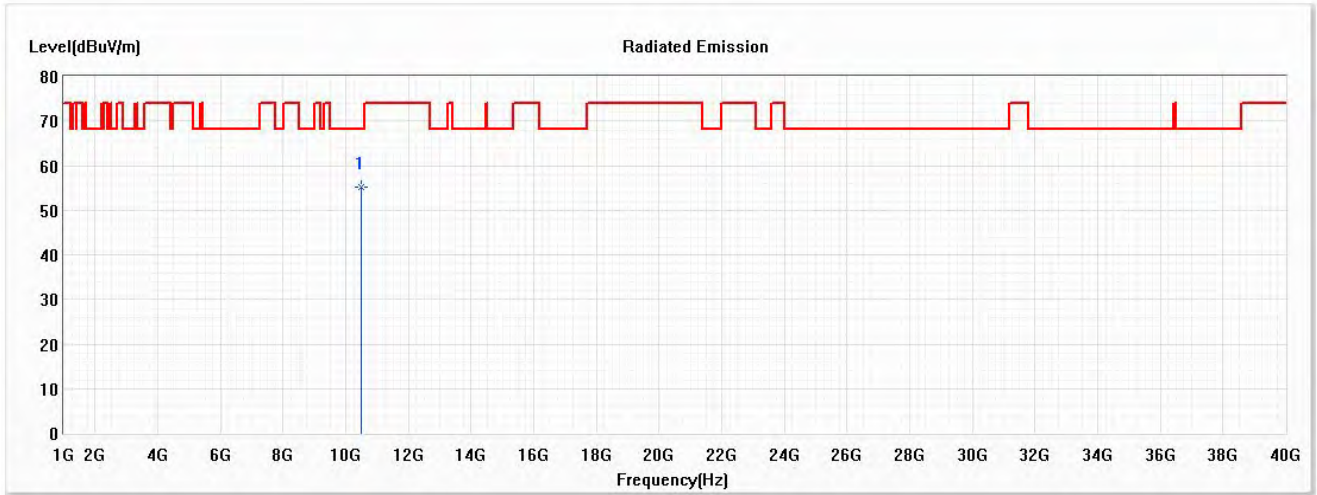
No	Frequency (MHz)	Emission Level (dBμV/m)	Limit (dBμV/m)	Margin (dB)	Reading Level (dBμV)	Correct Factor (dB)	Detector Type
* 1	10400.000	60.34	68.22	-7.88	55.81	4.53	PK

Note:

1. All Readings below 1GHz are Quasi-Peak, above 1GHz are performed with peak and/or average measurements as necessary.
2. Measurement Level = Reading Level + Correct Factor.
3. Correct Factor = Antenna factor + Cable loss – Amplifier gain.
4. The average measurement was not performed when the peak measured data under the limit of average detection.
5. The emission levels of other frequencies are very lower than the limit and not show in test report.

Product : Portable Computer
 Test Item : Harmonic Radiated Emission Data
 Test Date : 2021/02/01
 Test Mode : Mode 11 SISO B: Transmit (802.11n-20BW_7.2Mbps) (5240MHz)

Horizontal



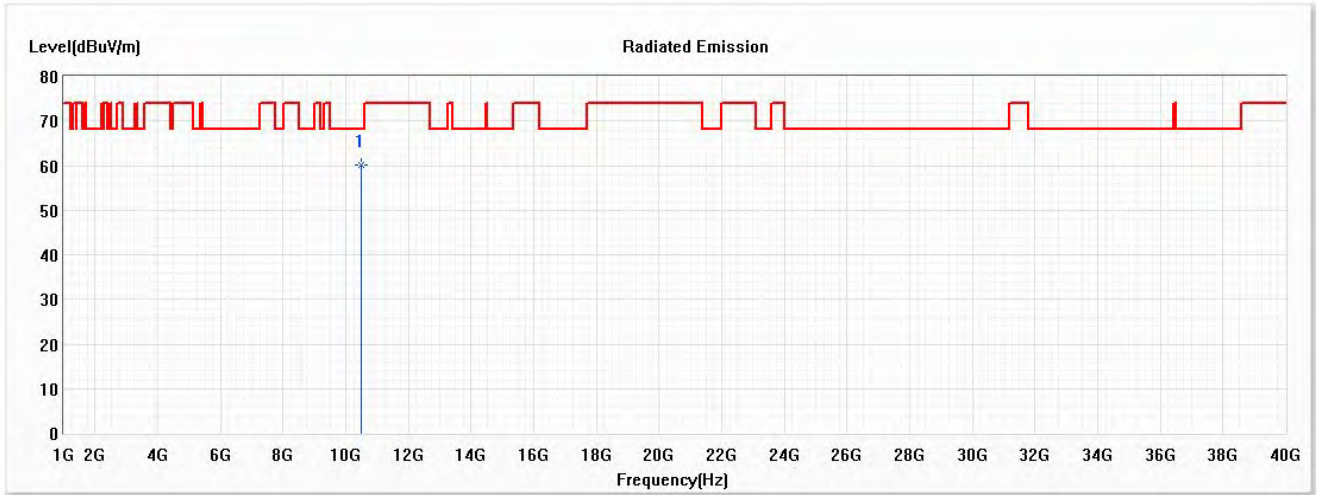
No	Frequency (MHz)	Emission Level (dBμV/m)	Limit (dBμV/m)	Margin (dB)	Reading Level (dBμV)	Correct Factor (dB)	Detector Type
* 1	10480.000	55.28	68.22	-12.94	50.63	4.65	PK

Note:

1. All Readings below 1GHz are Quasi-Peak, above 1GHz are performed with peak and/or average measurements as necessary.
2. Measurement Level = Reading Level + Correct Factor.
3. Correct Factor = Antenna factor + Cable loss – Amplifier gain.
4. The average measurement was not performed when the peak measured data under the limit of average detection.
5. The emission levels of other frequencies are very lower than the limit and not show in test report.

Product : Portable Computer
 Test Item : Harmonic Radiated Emission Data
 Test Date : 2021/02/01
 Test Mode : Mode 11 SISO B: Transmit (802.11n-20BW_7.2Mbps) (5240MHz)

Vertical



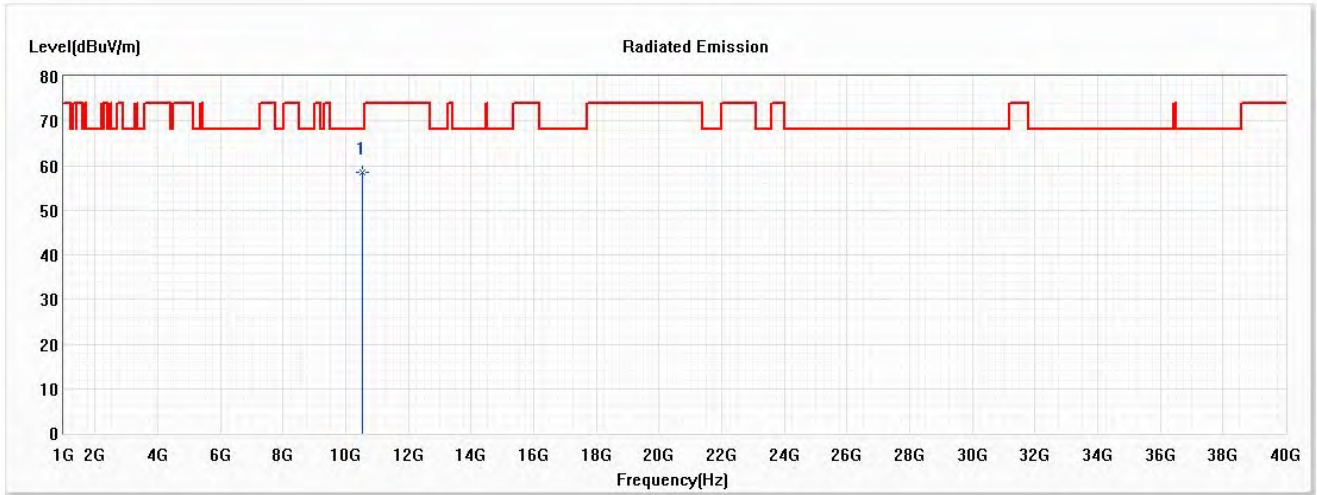
No	Frequency (MHz)	Emission Level (dBμV/m)	Limit (dBμV/m)	Margin (dB)	Reading Level (dBμV)	Correct Factor (dB)	Detector Type
* 1	10480.000	60.16	68.22	-8.06	55.51	4.65	PK

Note:

1. All Readings below 1GHz are Quasi-Peak, above 1GHz are performed with peak and/or average measurements as necessary.
2. Measurement Level = Reading Level + Correct Factor.
3. Correct Factor = Antenna factor + Cable loss – Amplifier gain.
4. The average measurement was not performed when the peak measured data under the limit of average detection.
5. The emission levels of other frequencies are very lower than the limit and not show in test report.

Product : Portable Computer
 Test Item : Harmonic Radiated Emission Data
 Test Date : 2021/02/01
 Test Mode : Mode 11 SISO B: Transmit (802.11n-20BW_7.2Mbps) (5260MHz)

Horizontal



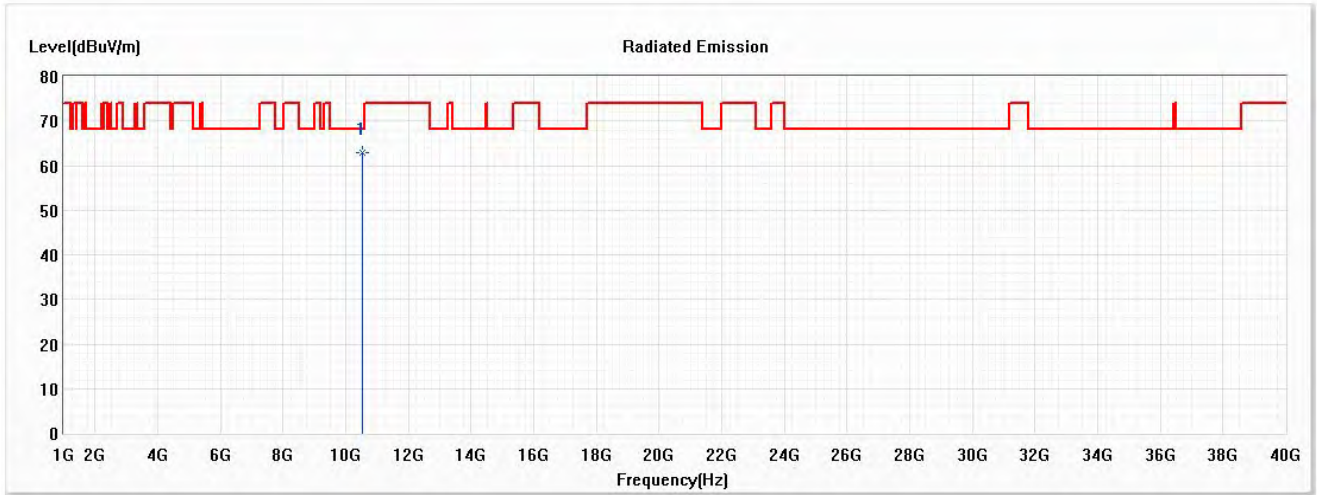
No	Frequency (MHz)	Emission Level (dBμV/m)	Limit (dBμV/m)	Margin (dB)	Reading Level (dBμV)	Correct Factor (dB)	Detector Type
* 1	10520.000	58.60	68.22	-9.62	53.97	4.63	PK

Note:

1. All Readings below 1GHz are Quasi-Peak, above 1GHz are performed with peak and/or average measurements as necessary.
2. Measurement Level = Reading Level + Correct Factor.
3. Correct Factor = Antenna factor + Cable loss – Amplifier gain.
4. The average measurement was not performed when the peak measured data under the limit of average detection.
5. The emission levels of other frequencies are very lower than the limit and not show in test report.

Product : Portable Computer
 Test Item : Harmonic Radiated Emission Data
 Test Date : 2021/02/01
 Test Mode : Mode 11 SISO B: Transmit (802.11n-20BW_7.2Mbps) (5260MHz)

Vertical



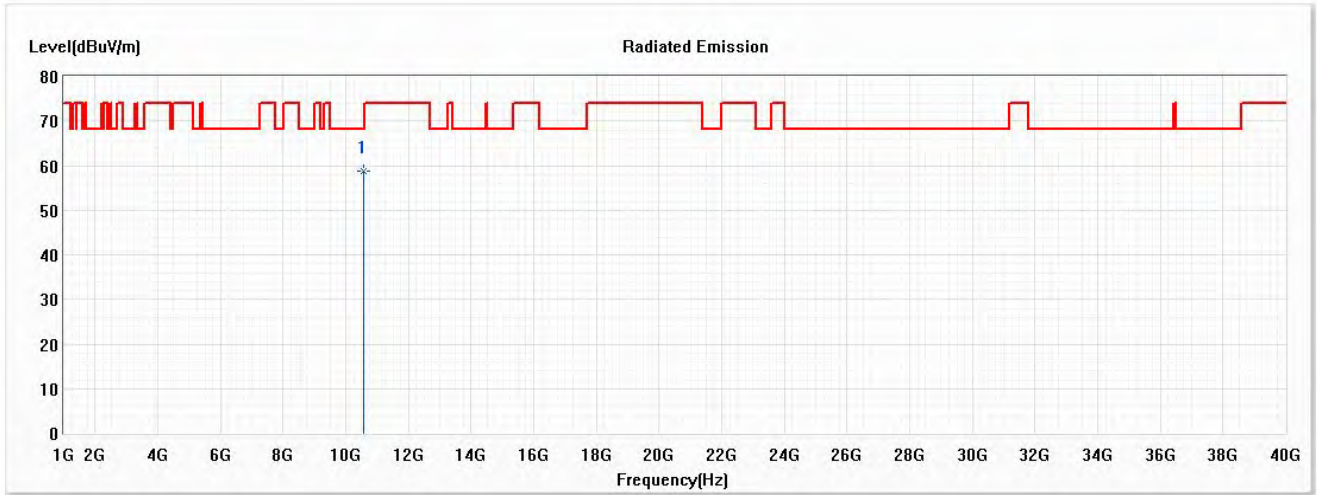
No	Frequency (MHz)	Emission Level (dBμV/m)	Limit (dBμV/m)	Margin (dB)	Reading Level (dBμV)	Correct Factor (dB)	Detector Type
* 1	10520.000	62.99	68.22	-5.23	58.36	4.63	PK

Note:

1. All Readings below 1GHz are Quasi-Peak, above 1GHz are performed with peak and/or average measurements as necessary.
2. Measurement Level = Reading Level + Correct Factor.
3. Correct Factor = Antenna factor + Cable loss – Amplifier gain.
4. The average measurement was not performed when the peak measured data under the limit of average detection.
5. The emission levels of other frequencies are very lower than the limit and not show in test report.

Product : Portable Computer
 Test Item : Harmonic Radiated Emission Data
 Test Date : 2021/02/01
 Test Mode : Mode 11 SISO B: Transmit (802.11n-20BW_7.2Mbps) (5280MHz)

Horizontal



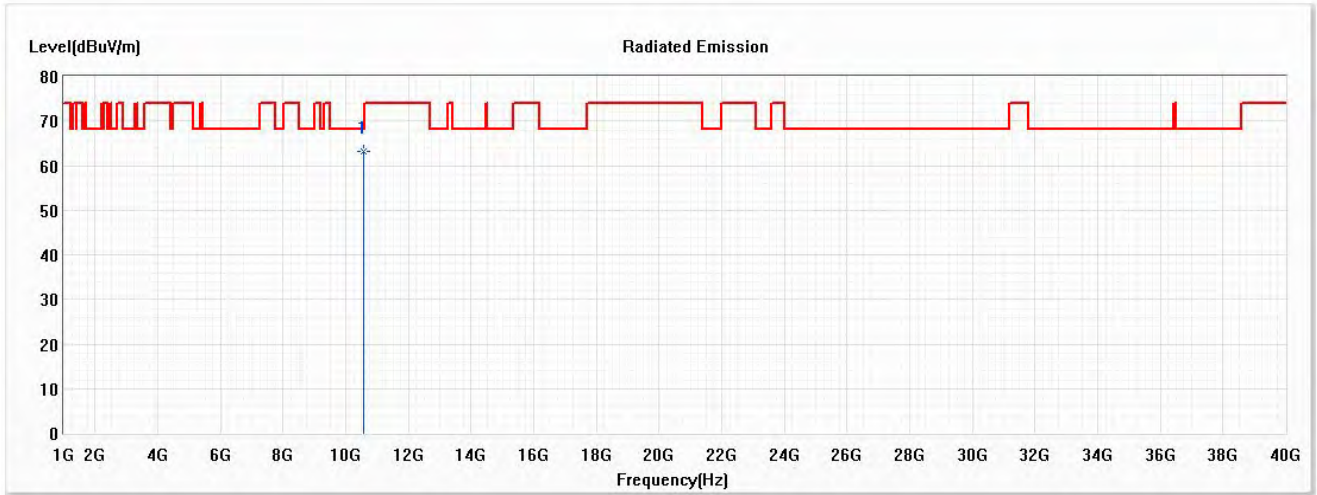
No	Frequency (MHz)	Emission Level (dBμV/m)	Limit (dBμV/m)	Margin (dB)	Reading Level (dBμV)	Correct Factor (dB)	Detector Type
* 1	10560.000	58.66	68.22	-9.56	54.04	4.62	PK

Note:

1. All Readings below 1GHz are Quasi-Peak, above 1GHz are performed with peak and/or average measurements as necessary.
2. Measurement Level = Reading Level + Correct Factor.
3. Correct Factor = Antenna factor + Cable loss – Amplifier gain.
4. The average measurement was not performed when the peak measured data under the limit of average detection.
5. The emission levels of other frequencies are very lower than the limit and not show in test report.

Product : Portable Computer
 Test Item : Harmonic Radiated Emission Data
 Test Date : 2021/02/01
 Test Mode : Mode 11 SISO B: Transmit (802.11n-20BW_7.2Mbps) (5280MHz)

Vertical



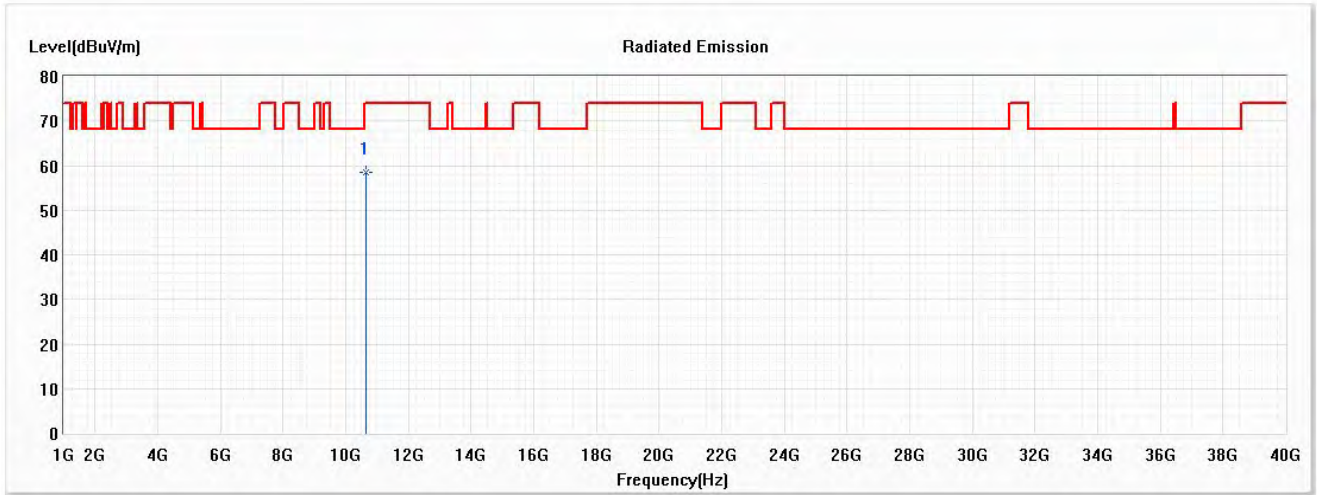
No	Frequency (MHz)	Emission Level (dBμV/m)	Limit (dBμV/m)	Margin (dB)	Reading Level (dBμV)	Correct Factor (dB)	Detector Type
* 1	10560.000	63.04	68.22	-5.18	58.42	4.62	PK

Note:

1. All Readings below 1GHz are Quasi-Peak, above 1GHz are performed with peak and/or average measurements as necessary.
2. Measurement Level = Reading Level + Correct Factor.
3. Correct Factor = Antenna factor + Cable loss – Amplifier gain.
4. The average measurement was not performed when the peak measured data under the limit of average detection.
5. The emission levels of other frequencies are very lower than the limit and not show in test report.

Product : Portable Computer
 Test Item : Harmonic Radiated Emission Data
 Test Date : 2021/02/01
 Test Mode : Mode 11 SISO B: Transmit (802.11n-20BW_7.2Mbps) (5320MHz)

Horizontal



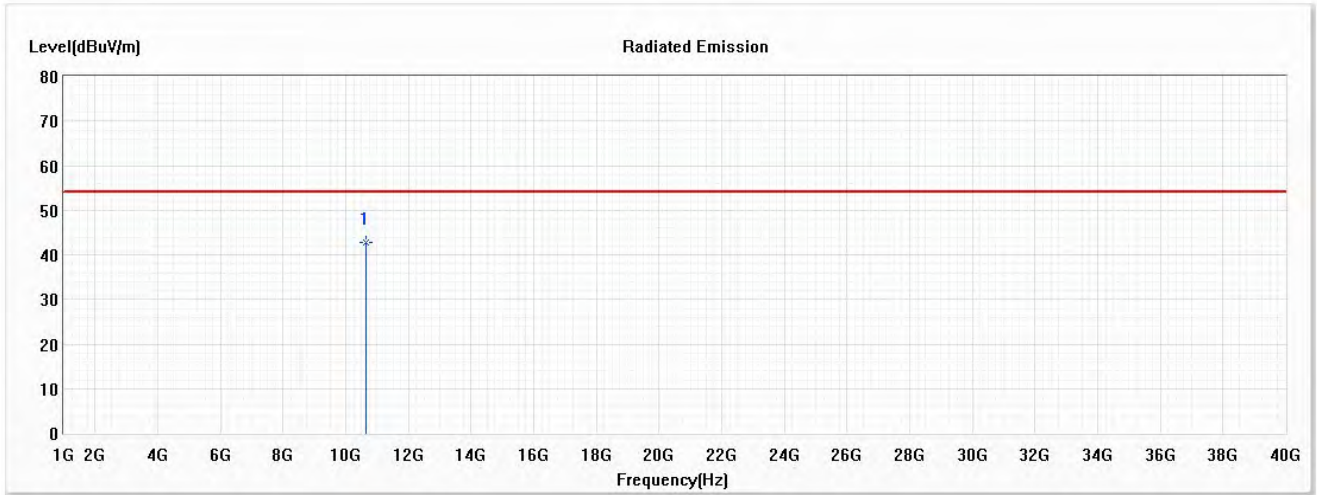
No	Frequency (MHz)	Emission Level (dBμV/m)	Limit (dBμV/m)	Margin (dB)	Reading Level (dBμV)	Correct Factor (dB)	Detector Type
* 1	10640.000	58.47	74.00	-15.53	53.80	4.67	PK

Note:

1. All Readings below 1GHz are Quasi-Peak, above 1GHz are performed with peak and/or average measurements as necessary.
2. Measurement Level = Reading Level + Correct Factor.
3. Correct Factor = Antenna factor + Cable loss – Amplifier gain.
4. The average measurement was not performed when the peak measured data under the limit of average detection.
5. The emission levels of other frequencies are very lower than the limit and not show in test report.

Product : Portable Computer
 Test Item : Harmonic Radiated Emission Data
 Test Date : 2021/02/01
 Test Mode : Mode 11 SISO B: Transmit (802.11n-20BW_7.2Mbps) (5320MHz)

Horizontal



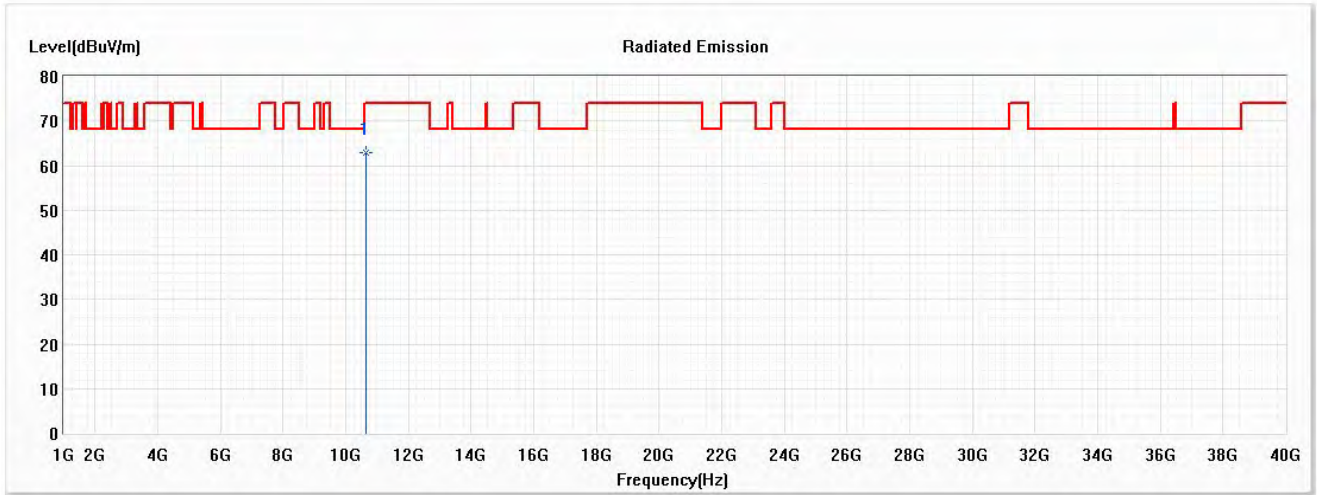
No	Frequency (MHz)	Emission Level (dBμV/m)	Limit (dBμV/m)	Margin (dB)	Reading Level (dBμV)	Correct Factor (dB)	Detector Type
* 1	10640.000	42.79	54.00	-11.21	38.12	4.67	AV

Note:

1. All Readings below 1GHz are Quasi-Peak, above 1GHz are performed with peak and/or average measurements as necessary.
2. Measurement Level = Reading Level + Correct Factor.
3. Correct Factor = Antenna factor + Cable loss – Amplifier gain.
4. The average measurement was not performed when the peak measured data under the limit of average detection.
5. The emission levels of other frequencies are very lower than the limit and not show in test report.

Product : Portable Computer
 Test Item : Harmonic Radiated Emission Data
 Test Date : 2021/02/01
 Test Mode : Mode 11 SISO B: Transmit (802.11n-20BW_7.2Mbps) (5320MHz)

Vertical



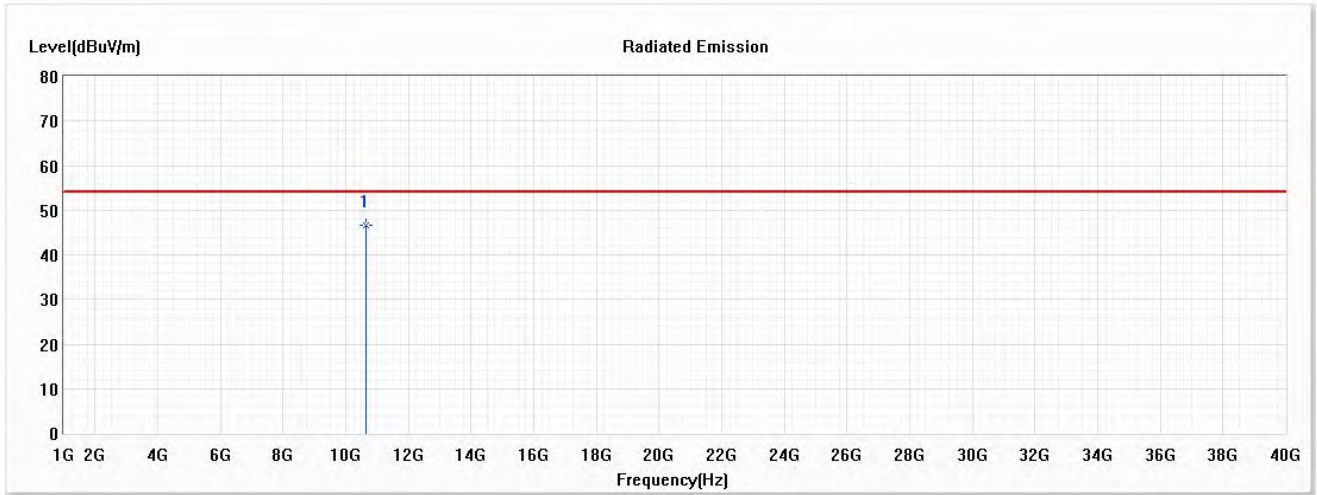
No	Frequency (MHz)	Emission Level (dBμV/m)	Limit (dBμV/m)	Margin (dB)	Reading Level (dBμV)	Correct Factor (dB)	Detector Type
* 1	10640.000	62.82	74.00	-11.18	58.15	4.67	PK

Note:

1. All Readings below 1GHz are Quasi-Peak, above 1GHz are performed with peak and/or average measurements as necessary.
2. Measurement Level = Reading Level + Correct Factor.
3. Correct Factor = Antenna factor + Cable loss – Amplifier gain.
4. The average measurement was not performed when the peak measured data under the limit of average detection.
5. The emission levels of other frequencies are very lower than the limit and not show in test report.

Product : Portable Computer
 Test Item : Harmonic Radiated Emission Data
 Test Date : 2021/02/01
 Test Mode : Mode 11 SISO B: Transmit (802.11n-20BW_7.2Mbps) (5320MHz)

Vertical



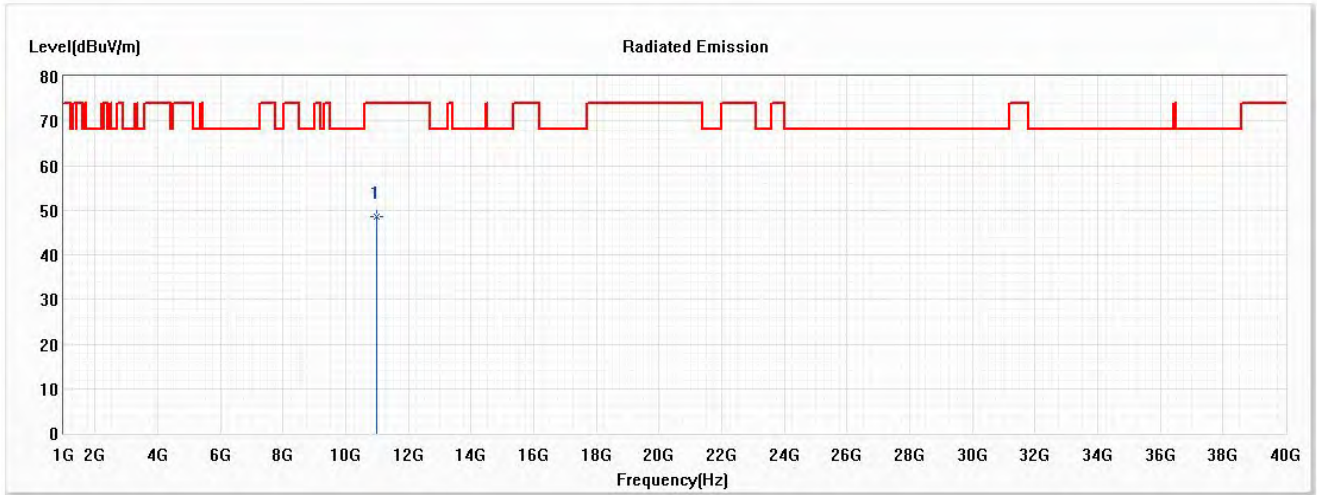
No	Frequency (MHz)	Emission Level (dBμV/m)	Limit (dBμV/m)	Margin (dB)	Reading Level (dBμV)	Correct Factor (dB)	Detector Type
* 1	10640.000	46.61	54.00	-7.39	41.94	4.67	AV

Note:

1. All Readings below 1GHz are Quasi-Peak, above 1GHz are performed with peak and/or average measurements as necessary.
2. Measurement Level = Reading Level + Correct Factor.
3. Correct Factor = Antenna factor + Cable loss – Amplifier gain.
4. The average measurement was not performed when the peak measured data under the limit of average detection.
5. The emission levels of other frequencies are very lower than the limit and not show in test report.

Product : Portable Computer
 Test Item : Harmonic Radiated Emission Data
 Test Date : 2021/02/01
 Test Mode : Mode 11 SISO B: Transmit (802.11n-20BW_7.2Mbps) (5500MHz)

Horizontal



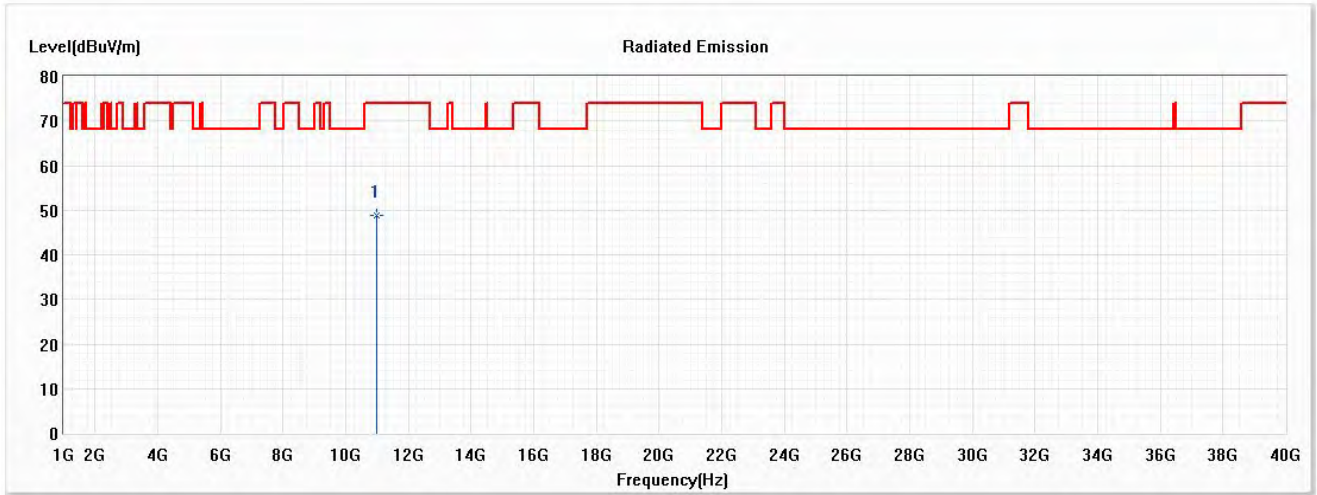
No	Frequency (MHz)	Emission Level (dBμV/m)	Limit (dBμV/m)	Margin (dB)	Reading Level (dBμV)	Correct Factor (dB)	Detector Type
* 1	11000.000	48.68	74.00	-25.32	44.06	4.62	PK

Note:

1. All Readings below 1GHz are Quasi-Peak, above 1GHz are performed with peak and/or average measurements as necessary.
2. Measurement Level = Reading Level + Correct Factor.
3. Correct Factor = Antenna factor + Cable loss – Amplifier gain.
4. The average measurement was not performed when the peak measured data under the limit of average detection.
5. The emission levels of other frequencies are very lower than the limit and not show in test report.

Product : Portable Computer
 Test Item : Harmonic Radiated Emission Data
 Test Date : 2021/02/01
 Test Mode : Mode 11 SISO B: Transmit (802.11n-20BW_7.2Mbps) (5500MHz)

Vertical



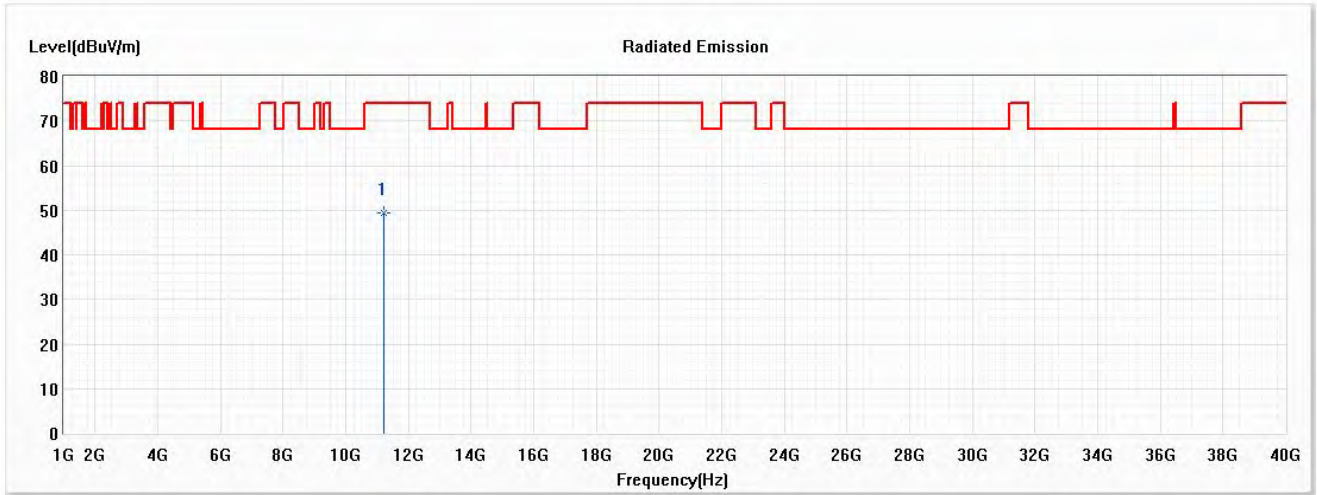
No	Frequency (MHz)	Emission Level (dBμV/m)	Limit (dBμV/m)	Margin (dB)	Reading Level (dBμV)	Correct Factor (dB)	Detector Type
* 1	11000.000	48.85	74.00	-25.15	44.23	4.62	PK

Note:

1. All Readings below 1GHz are Quasi-Peak, above 1GHz are performed with peak and/or average measurements as necessary.
2. Measurement Level = Reading Level + Correct Factor.
3. Correct Factor = Antenna factor + Cable loss – Amplifier gain.
4. The average measurement was not performed when the peak measured data under the limit of average detection.
5. The emission levels of other frequencies are very lower than the limit and not show in test report.

Product : Portable Computer
 Test Item : Harmonic Radiated Emission Data
 Test Date : 2021/02/01
 Test Mode : Mode 11 SISO B: Transmit (802.11n-20BW_7.2Mbps) (5600MHz)

Horizontal



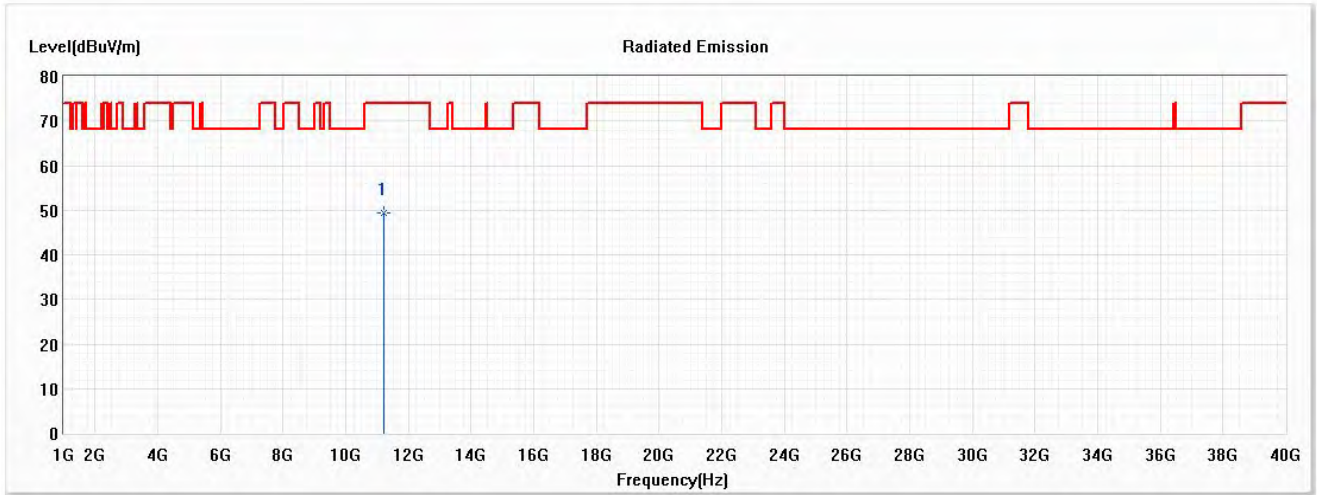
No	Frequency (MHz)	Emission Level (dBμV/m)	Limit (dBμV/m)	Margin (dB)	Reading Level (dBμV)	Correct Factor (dB)	Detector Type
* 1	11200.000	49.26	74.00	-24.74	44.35	4.91	PK

Note:

1. All Readings below 1GHz are Quasi-Peak, above 1GHz are performed with peak and/or average measurements as necessary.
2. Measurement Level = Reading Level + Correct Factor.
3. Correct Factor = Antenna factor + Cable loss – Amplifier gain.
4. The average measurement was not performed when the peak measured data under the limit of average detection.
5. The emission levels of other frequencies are very lower than the limit and not show in test report.

Product : Portable Computer
 Test Item : Harmonic Radiated Emission Data
 Test Date : 2021/02/01
 Test Mode : Mode 11 SISO B: Transmit (802.11n-20BW_7.2Mbps) (5600MHz)

Vertical



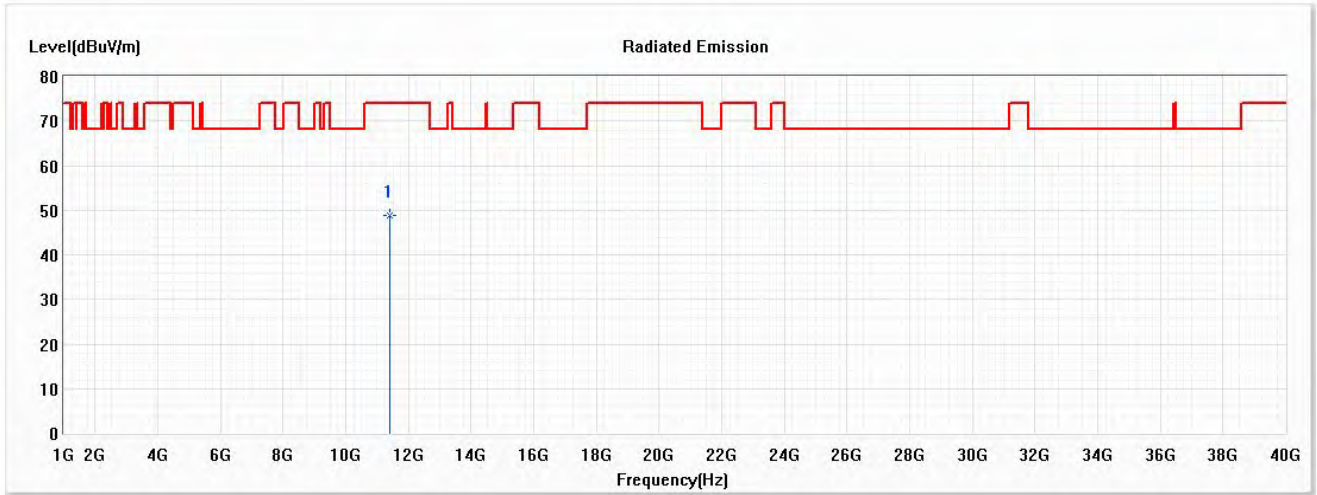
No	Frequency (MHz)	Emission Level (dBμV/m)	Limit (dBμV/m)	Margin (dB)	Reading Level (dBμV)	Correct Factor (dB)	Detector Type
* 1	11200.000	49.37	74.00	-24.63	44.46	4.91	PK

Note:

1. All Readings below 1GHz are Quasi-Peak, above 1GHz are performed with peak and/or average measurements as necessary.
2. Measurement Level = Reading Level + Correct Factor.
3. Correct Factor = Antenna factor + Cable loss – Amplifier gain.
4. The average measurement was not performed when the peak measured data under the limit of average detection.
5. The emission levels of other frequencies are very lower than the limit and not show in test report.

Product : Portable Computer
 Test Item : Harmonic Radiated Emission Data
 Test Date : 2021/02/01
 Test Mode : Mode 11 SISO B: Transmit (802.11n-20BW_7.2Mbps) (5700MHz)

Horizontal



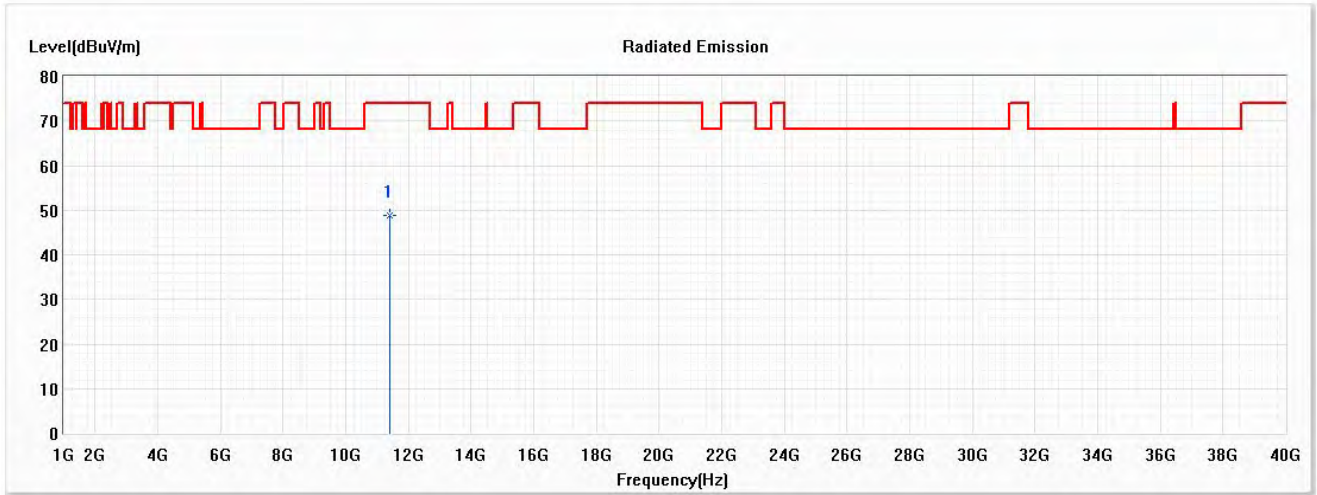
No	Frequency (MHz)	Emission Level (dBμV/m)	Limit (dBμV/m)	Margin (dB)	Reading Level (dBμV)	Correct Factor (dB)	Detector Type
* 1	11400.000	48.79	74.00	-25.21	43.73	5.06	PK

Note:

1. All Readings below 1GHz are Quasi-Peak, above 1GHz are performed with peak and/or average measurements as necessary.
2. Measurement Level = Reading Level + Correct Factor.
3. Correct Factor = Antenna factor + Cable loss – Amplifier gain.
4. The average measurement was not performed when the peak measured data under the limit of average detection.
5. The emission levels of other frequencies are very lower than the limit and not show in test report.

Product : Portable Computer
 Test Item : Harmonic Radiated Emission Data
 Test Date : 2021/02/01
 Test Mode : Mode 11 SISO B: Transmit (802.11n-20BW_7.2Mbps) (5700MHz)

Vertical



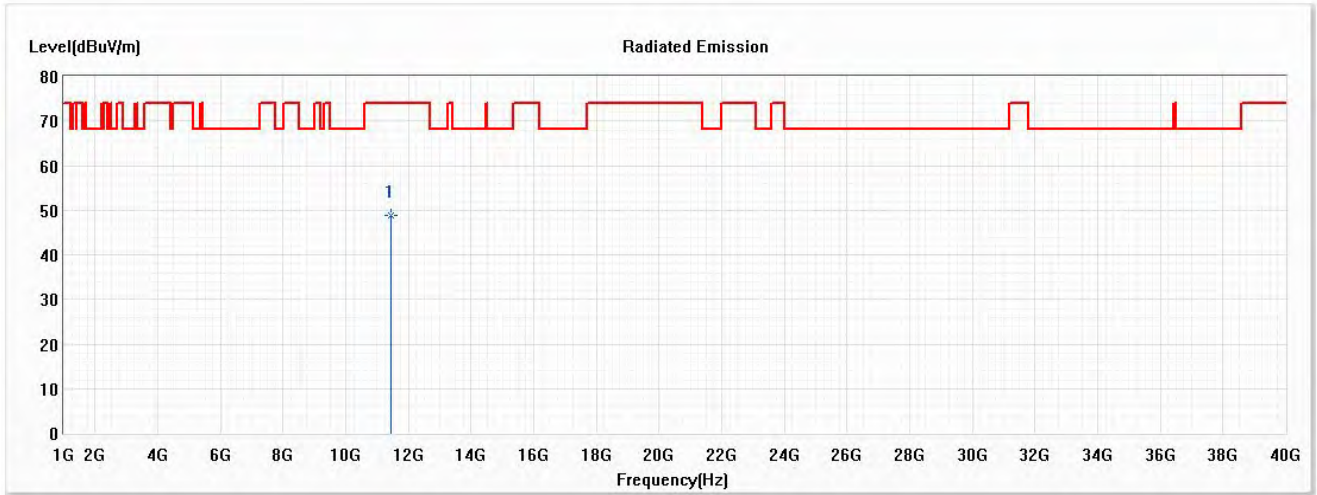
No	Frequency (MHz)	Emission Level (dBμV/m)	Limit (dBμV/m)	Margin (dB)	Reading Level (dBμV)	Correct Factor (dB)	Detector Type
* 1	11400.000	48.88	74.00	-25.12	43.82	5.06	PK

Note:

1. All Readings below 1GHz are Quasi-Peak, above 1GHz are performed with peak and/or average measurements as necessary.
2. Measurement Level = Reading Level + Correct Factor.
3. Correct Factor = Antenna factor + Cable loss – Amplifier gain.
4. The average measurement was not performed when the peak measured data under the limit of average detection.
5. The emission levels of other frequencies are very lower than the limit and not show in test report.

Product : Portable Computer
 Test Item : Harmonic Radiated Emission Data
 Test Date : 2021/02/01
 Test Mode : Mode 11 SISO B: Transmit (802.11n-20BW_7.2Mbps) (5720MHz)

Horizontal



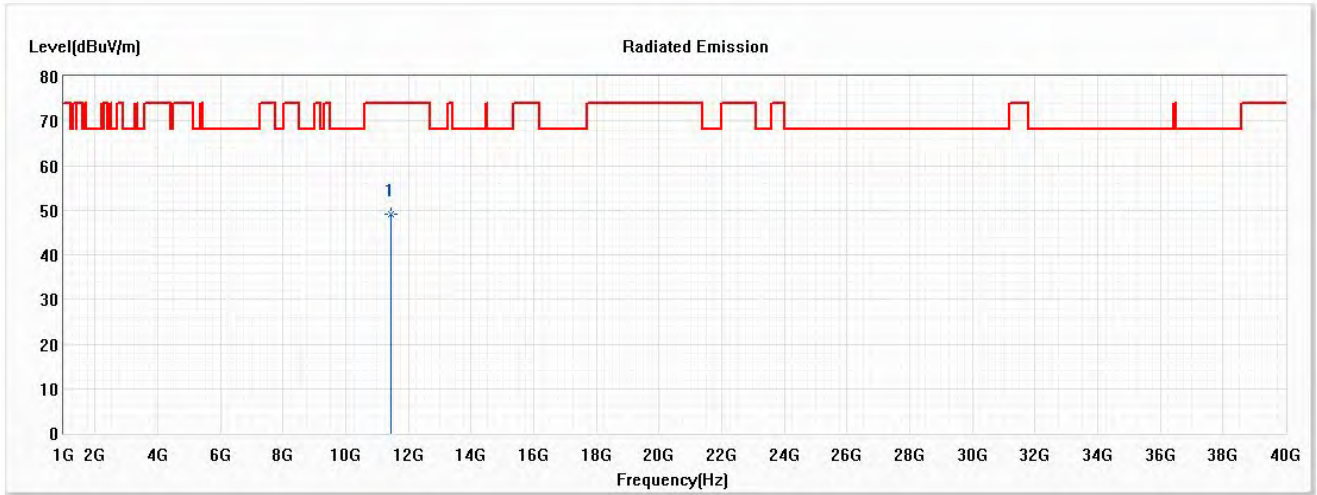
No	Frequency (MHz)	Emission Level (dBμV/m)	Limit (dBμV/m)	Margin (dB)	Reading Level (dBμV)	Correct Factor (dB)	Detector Type
* 1	11440.000	48.90	74.00	-25.10	43.80	5.10	PK

Note:

1. All Readings below 1GHz are Quasi-Peak, above 1GHz are performed with peak and/or average measurements as necessary.
2. Measurement Level = Reading Level + Correct Factor.
3. Correct Factor = Antenna factor + Cable loss – Amplifier gain.
4. The average measurement was not performed when the peak measured data under the limit of average detection.
5. The emission levels of other frequencies are very lower than the limit and not show in test report.

Product : Portable Computer
 Test Item : Harmonic Radiated Emission Data
 Test Date : 2021/02/01
 Test Mode : Mode 11 SISO B: Transmit (802.11n-20BW_7.2Mbps) (5720MHz)

Vertical



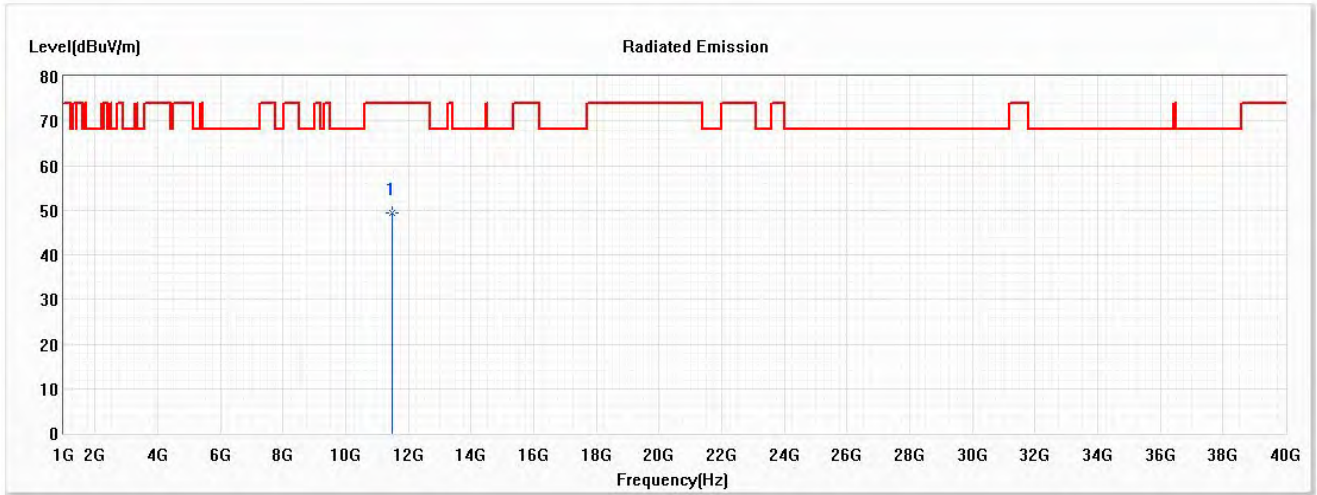
No	Frequency (MHz)	Emission Level (dBμV/m)	Limit (dBμV/m)	Margin (dB)	Reading Level (dBμV)	Correct Factor (dB)	Detector Type
* 1	11440.000	49.14	74.00	-24.86	44.04	5.10	PK

Note:

1. All Readings below 1GHz are Quasi-Peak, above 1GHz are performed with peak and/or average measurements as necessary.
2. Measurement Level = Reading Level + Correct Factor.
3. Correct Factor = Antenna factor + Cable loss – Amplifier gain.
4. The average measurement was not performed when the peak measured data under the limit of average detection.
5. The emission levels of other frequencies are very lower than the limit and not show in test report.

Product : Portable Computer
 Test Item : Harmonic Radiated Emission Data
 Test Date : 2021/02/01
 Test Mode : Mode 11 SISO B: Transmit (802.11n-20BW_7.2Mbps) (5745MHz)

Horizontal



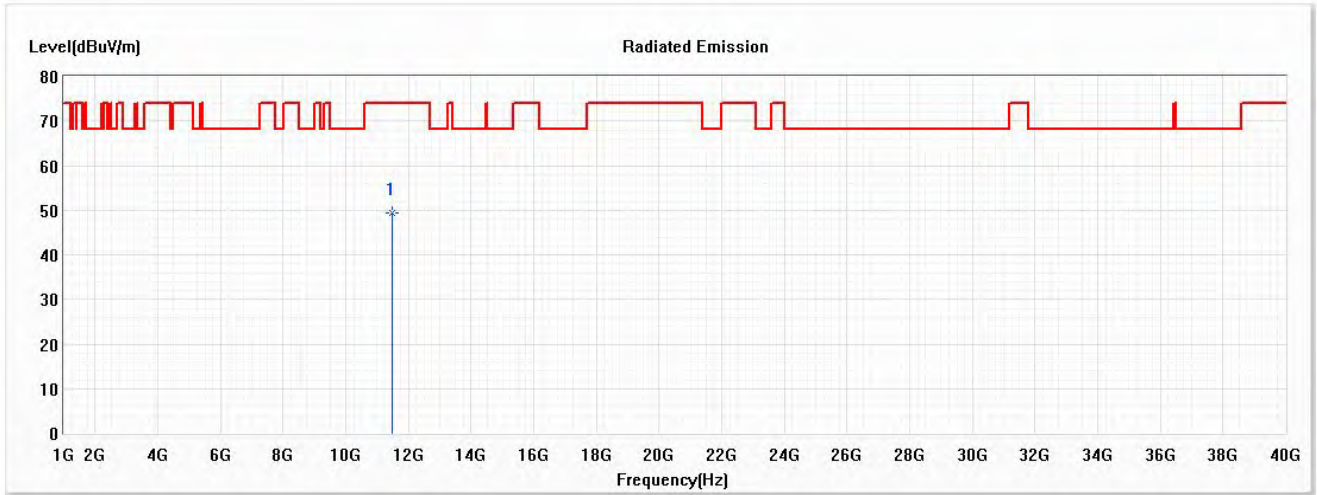
No	Frequency (MHz)	Emission Level (dBμV/m)	Limit (dBμV/m)	Margin (dB)	Reading Level (dBμV)	Correct Factor (dB)	Detector Type
* 1	11490.000	49.30	74.00	-24.70	44.06	5.24	PK

Note:

1. All Readings below 1GHz are Quasi-Peak, above 1GHz are performed with peak and/or average measurements as necessary.
2. Measurement Level = Reading Level + Correct Factor.
3. Correct Factor = Antenna factor + Cable loss – Amplifier gain.
4. The average measurement was not performed when the peak measured data under the limit of average detection.
5. The emission levels of other frequencies are very lower than the limit and not show in test report.

Product : Portable Computer
 Test Item : Harmonic Radiated Emission Data
 Test Date : 2021/02/01
 Test Mode : Mode 11 SISO B: Transmit (802.11n-20BW_7.2Mbps) (5745MHz)

Vertical



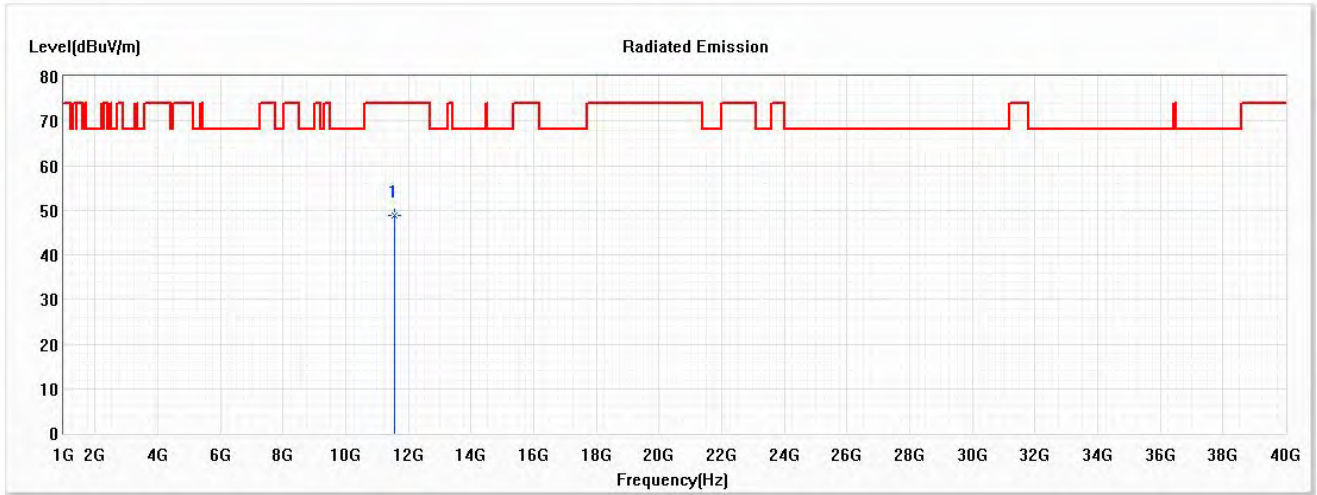
No	Frequency (MHz)	Emission Level (dBμV/m)	Limit (dBμV/m)	Margin (dB)	Reading Level (dBμV)	Correct Factor (dB)	Detector Type
* 1	11490.000	49.25	74.00	-24.75	44.01	5.24	PK

Note:

1. All Readings below 1GHz are Quasi-Peak, above 1GHz are performed with peak and/or average measurements as necessary.
2. Measurement Level = Reading Level + Correct Factor.
3. Correct Factor = Antenna factor + Cable loss – Amplifier gain.
4. The average measurement was not performed when the peak measured data under the limit of average detection.
5. The emission levels of other frequencies are very lower than the limit and not show in test report.

Product : Portable Computer
 Test Item : Harmonic Radiated Emission Data
 Test Date : 2021/02/01
 Test Mode : Mode 11 SISO B: Transmit (802.11n-20BW_7.2Mbps) (5785MHz)

Horizontal



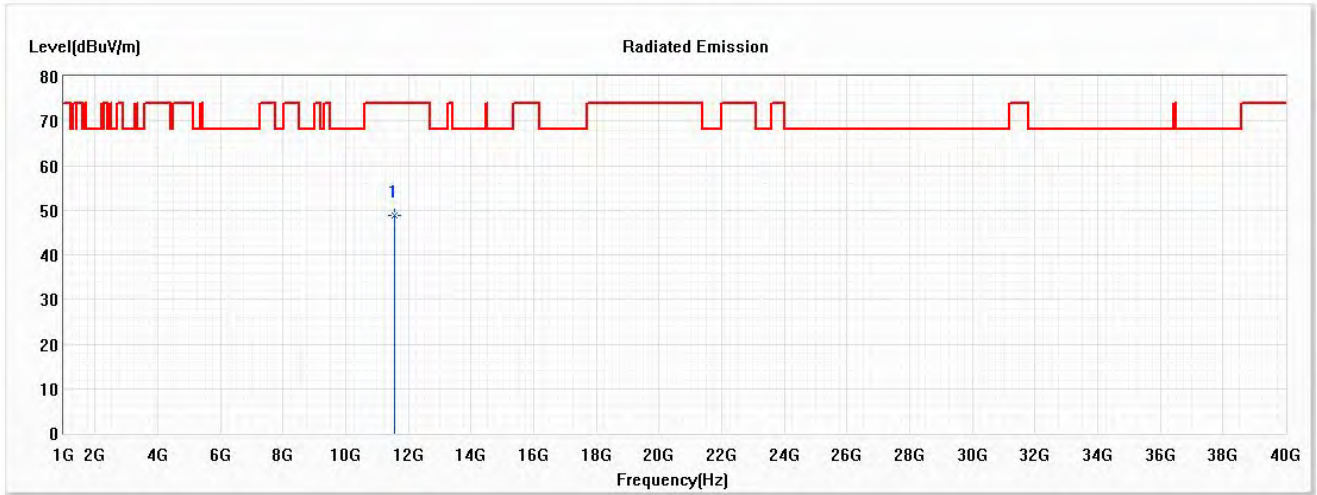
No	Frequency (MHz)	Emission Level (dBμV/m)	Limit (dBμV/m)	Margin (dB)	Reading Level (dBμV)	Correct Factor (dB)	Detector Type
* 1	11570.000	48.87	74.00	-25.13	43.48	5.39	PK

Note:

1. All Readings below 1GHz are Quasi-Peak, above 1GHz are performed with peak and/or average measurements as necessary.
2. Measurement Level = Reading Level + Correct Factor.
3. Correct Factor = Antenna factor + Cable loss – Amplifier gain.
4. The average measurement was not performed when the peak measured data under the limit of average detection.
5. The emission levels of other frequencies are very lower than the limit and not show in test report.

Product : Portable Computer
 Test Item : Harmonic Radiated Emission Data
 Test Date : 2021/02/01
 Test Mode : Mode 11 SISO B: Transmit (802.11n-20BW_7.2Mbps) (5785MHz)

Vertical



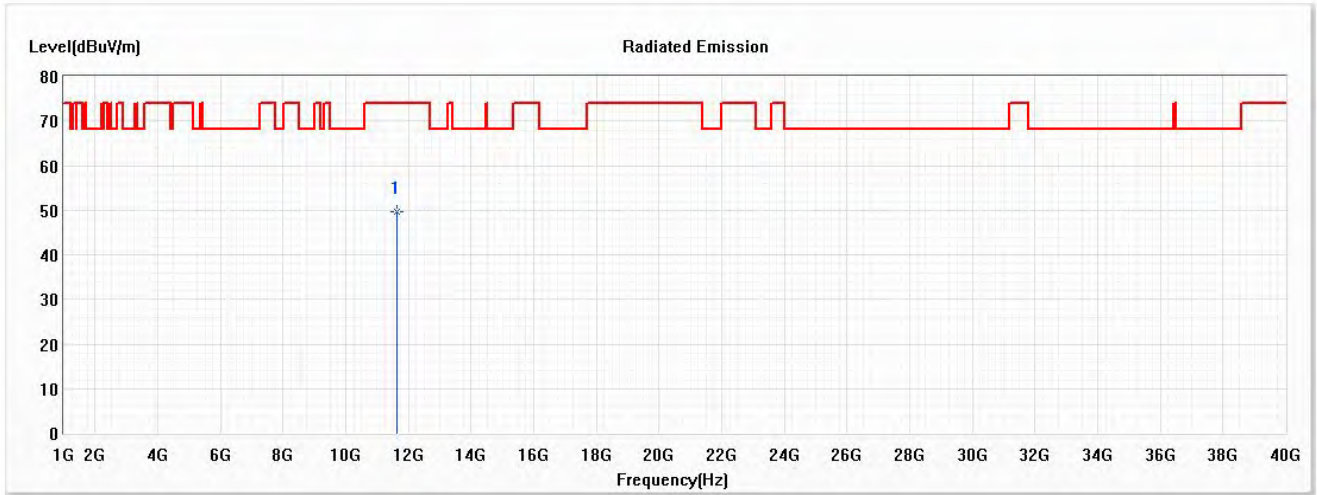
No	Frequency (MHz)	Emission Level (dBμV/m)	Limit (dBμV/m)	Margin (dB)	Reading Level (dBμV)	Correct Factor (dB)	Detector Type
* 1	11570.000	48.78	74.00	-25.22	43.39	5.39	PK

Note:

1. All Readings below 1GHz are Quasi-Peak, above 1GHz are performed with peak and/or average measurements as necessary.
2. Measurement Level = Reading Level + Correct Factor.
3. Correct Factor = Antenna factor + Cable loss – Amplifier gain.
4. The average measurement was not performed when the peak measured data under the limit of average detection.
5. The emission levels of other frequencies are very lower than the limit and not show in test report.

Product : Portable Computer
 Test Item : Harmonic Radiated Emission Data
 Test Date : 2021/02/01
 Test Mode : Mode 11 SISO B: Transmit (802.11n-20BW_7.2Mbps) (5825MHz)

Horizontal



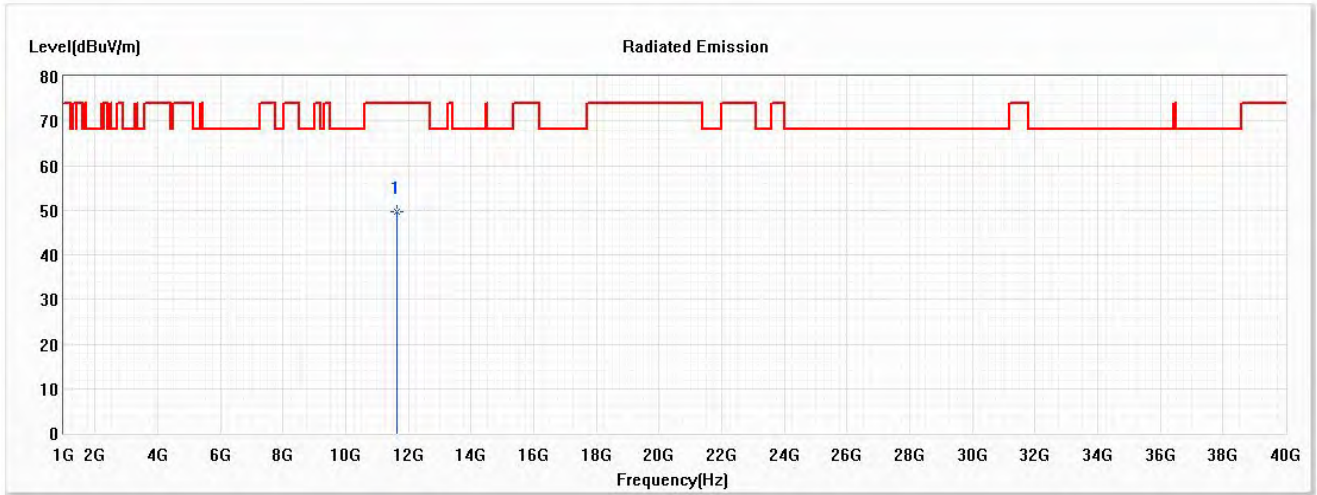
No	Frequency (MHz)	Emission Level (dBμV/m)	Limit (dBμV/m)	Margin (dB)	Reading Level (dBμV)	Correct Factor (dB)	Detector Type
* 1	11650.000	49.70	74.00	-24.30	44.21	5.49	PK

Note:

1. All Readings below 1GHz are Quasi-Peak, above 1GHz are performed with peak and/or average measurements as necessary.
2. Measurement Level = Reading Level + Correct Factor.
3. Correct Factor = Antenna factor + Cable loss – Amplifier gain.
4. The average measurement was not performed when the peak measured data under the limit of average detection.
5. The emission levels of other frequencies are very lower than the limit and not show in test report.

Product : Portable Computer
 Test Item : Harmonic Radiated Emission Data
 Test Date : 2021/02/01
 Test Mode : Mode 11 SISO B: Transmit (802.11n-20BW_7.2Mbps) (5825MHz)

Vertical



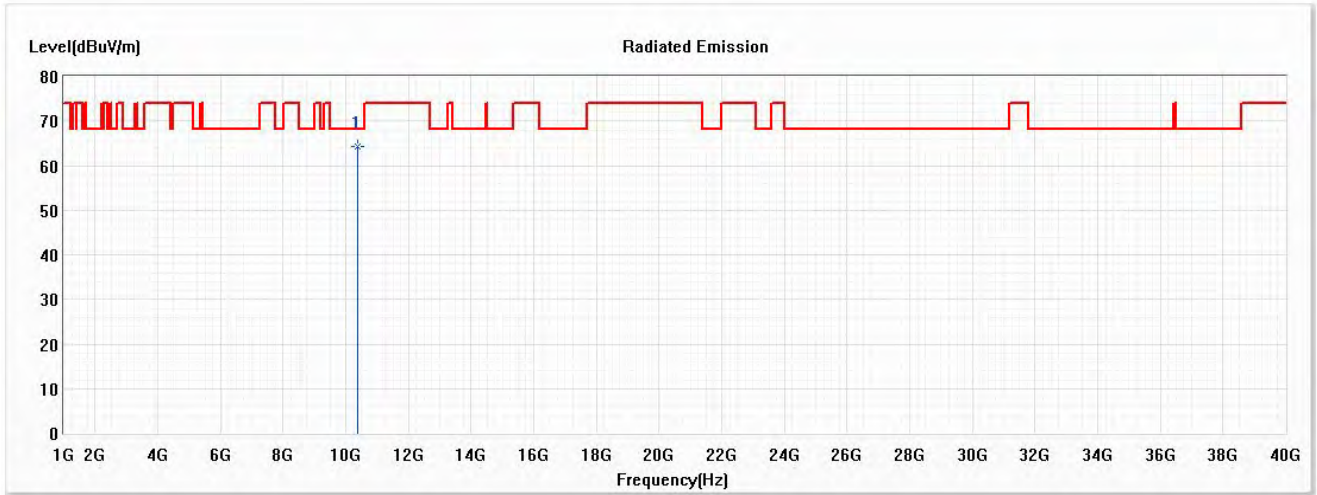
No	Frequency (MHz)	Emission Level (dBμV/m)	Limit (dBμV/m)	Margin (dB)	Reading Level (dBμV)	Correct Factor (dB)	Detector Type
* 1	11650.000	49.59	74.00	-24.41	44.10	5.49	PK

Note:

1. All Readings below 1GHz are Quasi-Peak, above 1GHz are performed with peak and/or average measurements as necessary.
2. Measurement Level = Reading Level + Correct Factor.
3. Correct Factor = Antenna factor + Cable loss – Amplifier gain.
4. The average measurement was not performed when the peak measured data under the limit of average detection.
5. The emission levels of other frequencies are very lower than the limit and not show in test report.

Product : Portable Computer
 Test Item : Harmonic Radiated Emission Data
 Test Date : 2021/02/01
 Test Mode : Mode 12 SISO B: Transmit (802.11n-40BW_15Mbps) (5190MHz)

Horizontal



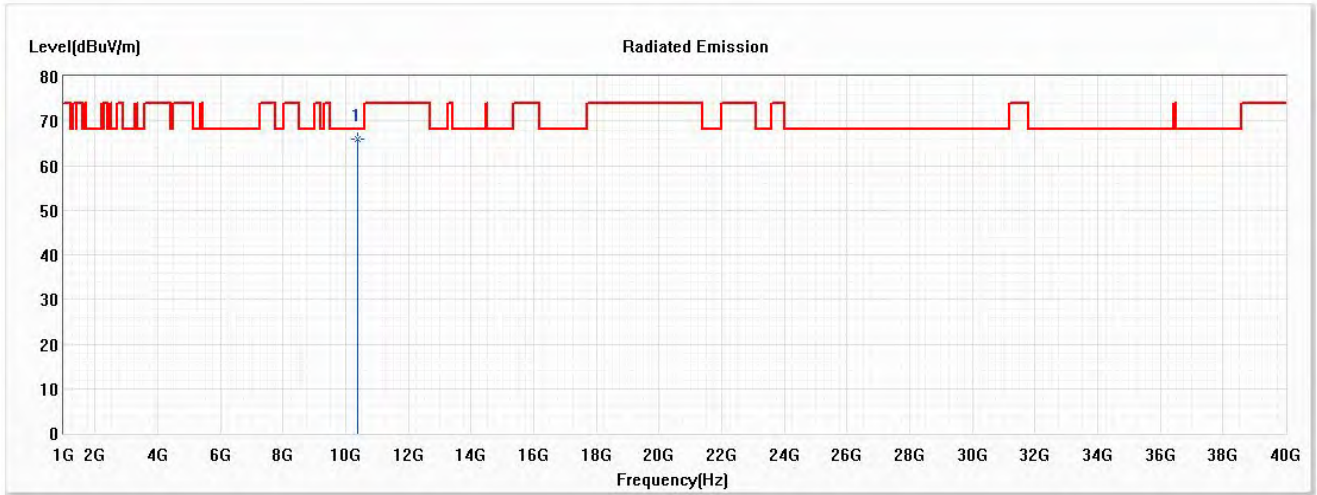
No	Frequency (MHz)	Emission Level (dBμV/m)	Limit (dBμV/m)	Margin (dB)	Reading Level (dBμV)	Correct Factor (dB)	Detector Type
* 1	10380.000	64.26	68.22	-3.96	59.74	4.52	PK

Note:

1. All Readings below 1GHz are Quasi-Peak, above 1GHz are performed with peak and/or average measurements as necessary.
2. Measurement Level = Reading Level + Correct Factor.
3. Correct Factor = Antenna factor + Cable loss – Amplifier gain.
4. The average measurement was not performed when the peak measured data under the limit of average detection.
5. The emission levels of other frequencies are very lower than the limit and not show in test report.

Product : Portable Computer
 Test Item : Harmonic Radiated Emission Data
 Test Date : 2021/02/01
 Test Mode : Mode 12 SISO B: Transmit (802.11n-40BW_15Mbps) (5190MHz)

Vertical



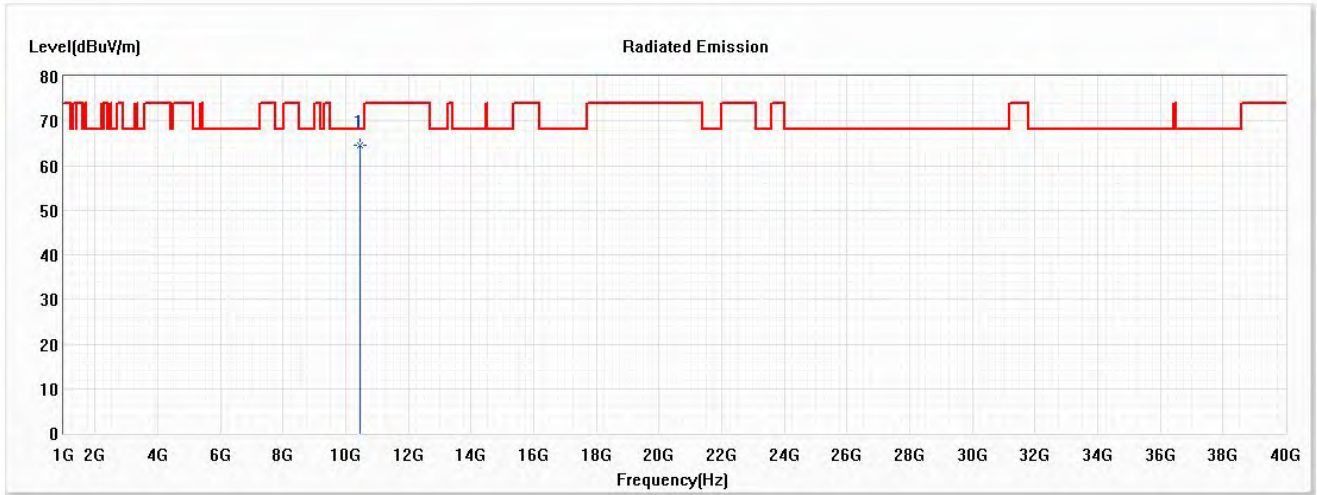
No	Frequency (MHz)	Emission Level (dBμV/m)	Limit (dBμV/m)	Margin (dB)	Reading Level (dBμV)	Correct Factor (dB)	Detector Type
* 1	10380.000	66.02	68.22	-2.20	61.50	4.52	PK

Note:

1. All Readings below 1GHz are Quasi-Peak, above 1GHz are performed with peak and/or average measurements as necessary.
2. Measurement Level = Reading Level + Correct Factor.
3. Correct Factor = Antenna factor + Cable loss – Amplifier gain.
4. The average measurement was not performed when the peak measured data under the limit of average detection.
5. The emission levels of other frequencies are very lower than the limit and not show in test report.

Product : Portable Computer
 Test Item : Harmonic Radiated Emission Data
 Test Date : 2021/02/01
 Test Mode : Mode 12 SISO B: Transmit (802.11n-40BW_15Mbps) (5230MHz)

Horizontal



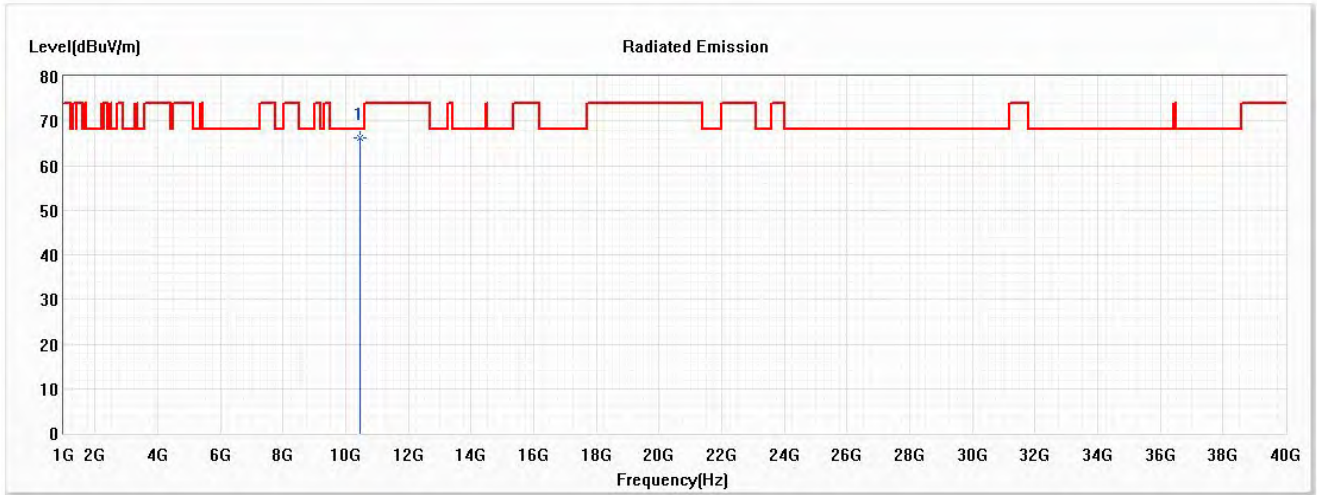
No	Frequency (MHz)	Emission Level (dBμV/m)	Limit (dBμV/m)	Margin (dB)	Reading Level (dBμV)	Correct Factor (dB)	Detector Type
* 1	10460.000	64.44	68.22	-3.78	59.84	4.60	PK

Note:

1. All Readings below 1GHz are Quasi-Peak, above 1GHz are performed with peak and/or average measurements as necessary.
2. Measurement Level = Reading Level + Correct Factor.
3. Correct Factor = Antenna factor + Cable loss – Amplifier gain.
4. The average measurement was not performed when the peak measured data under the limit of average detection.
5. The emission levels of other frequencies are very lower than the limit and not show in test report.

Product : Portable Computer
 Test Item : Harmonic Radiated Emission Data
 Test Date : 2021/02/01
 Test Mode : Mode 12 SISO B: Transmit (802.11n-40BW_15Mbps) (5230MHz)

Vertical



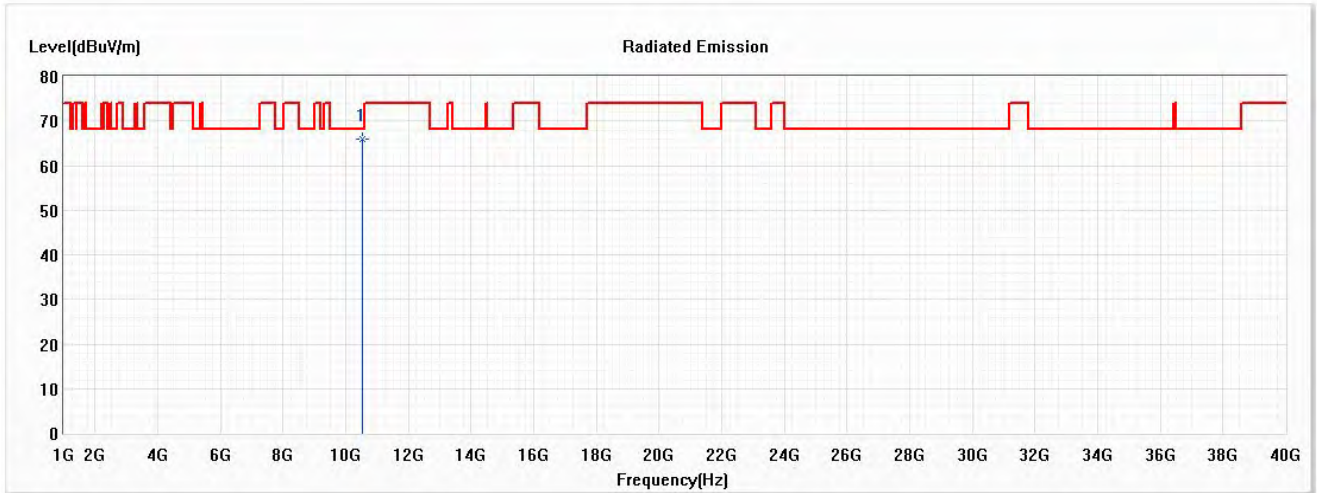
No	Frequency (MHz)	Emission Level (dBμV/m)	Limit (dBμV/m)	Margin (dB)	Reading Level (dBμV)	Correct Factor (dB)	Detector Type
* 1	10460.000	66.30	68.22	-1.92	61.70	4.60	PK

Note:

1. All Readings below 1GHz are Quasi-Peak, above 1GHz are performed with peak and/or average measurements as necessary.
2. Measurement Level = Reading Level + Correct Factor.
3. Correct Factor = Antenna factor + Cable loss – Amplifier gain.
4. The average measurement was not performed when the peak measured data under the limit of average detection.
5. The emission levels of other frequencies are very lower than the limit and not show in test report.

Product : Portable Computer
 Test Item : Harmonic Radiated Emission Data
 Test Date : 2021/02/01
 Test Mode : Mode 12 SISO B: Transmit (802.11n-40BW_15Mbps) (5270MHz)

Horizontal



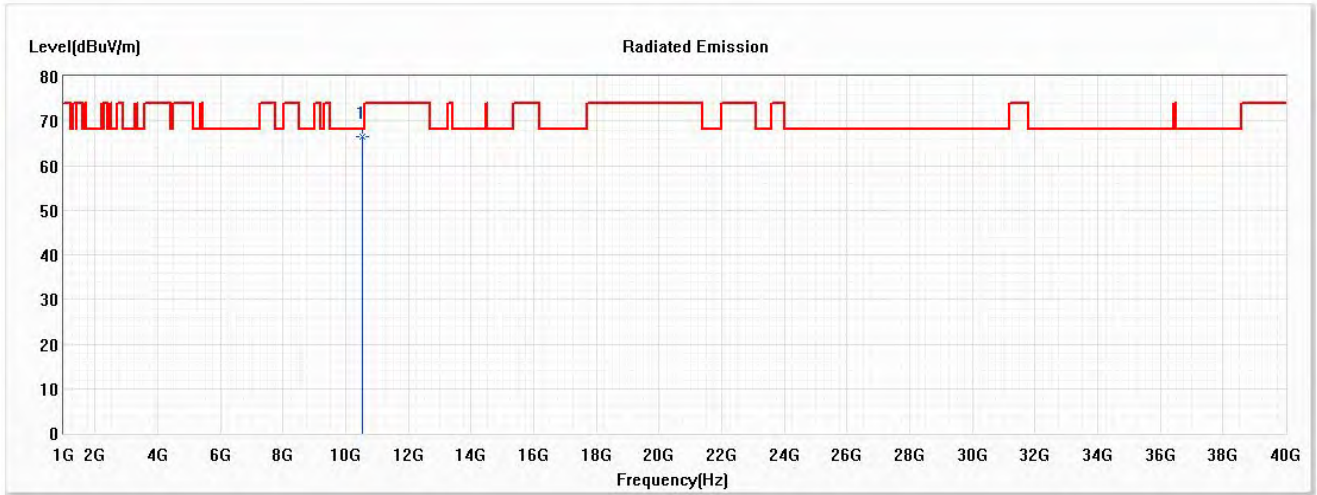
No	Frequency (MHz)	Emission Level (dBμV/m)	Limit (dBμV/m)	Margin (dB)	Reading Level (dBμV)	Correct Factor (dB)	Detector Type
* 1	10540.000	65.89	68.22	-2.33	61.23	4.66	PK

Note:

1. All Readings below 1GHz are Quasi-Peak, above 1GHz are performed with peak and/or average measurements as necessary.
2. Measurement Level = Reading Level + Correct Factor.
3. Correct Factor = Antenna factor + Cable loss –Amplifier gain.
4. The average measurement was not performed when the peak measured data under the limit of average detection.
5. The emission levels of other frequencies are very lower than the limit and not show in test report.

Product : Portable Computer
 Test Item : Harmonic Radiated Emission Data
 Test Date : 2021/02/01
 Test Mode : Mode 12 SISO B: Transmit (802.11n-40BW_15Mbps) (5270MHz)

Vertical



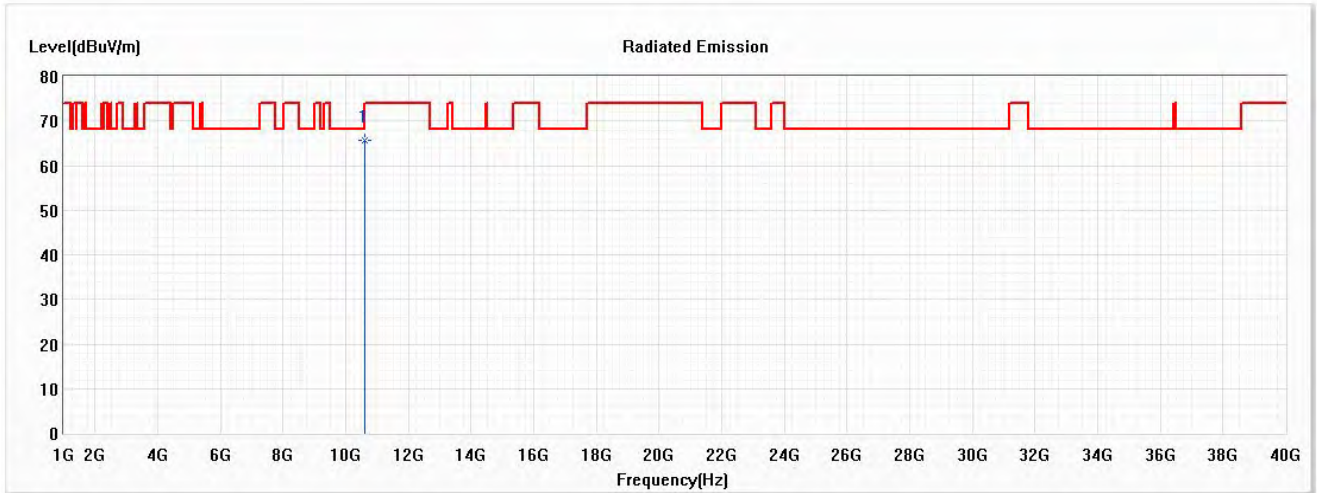
No	Frequency (MHz)	Emission Level (dBμV/m)	Limit (dBμV/m)	Margin (dB)	Reading Level (dBμV)	Correct Factor (dB)	Detector Type
* 1	10540.000	66.62	68.22	-1.60	61.96	4.66	PK

Note:

1. All Readings below 1GHz are Quasi-Peak, above 1GHz are performed with peak and/or average measurements as necessary.
2. Measurement Level = Reading Level + Correct Factor.
3. Correct Factor = Antenna factor + Cable loss – Amplifier gain.
4. The average measurement was not performed when the peak measured data under the limit of average detection.
5. The emission levels of other frequencies are very lower than the limit and not show in test report.

Product : Portable Computer
 Test Item : Harmonic Radiated Emission Data
 Test Date : 2021/02/01
 Test Mode : Mode 12 SISO B: Transmit (802.11n-40BW_15Mbps) (5310MHz)

Horizontal



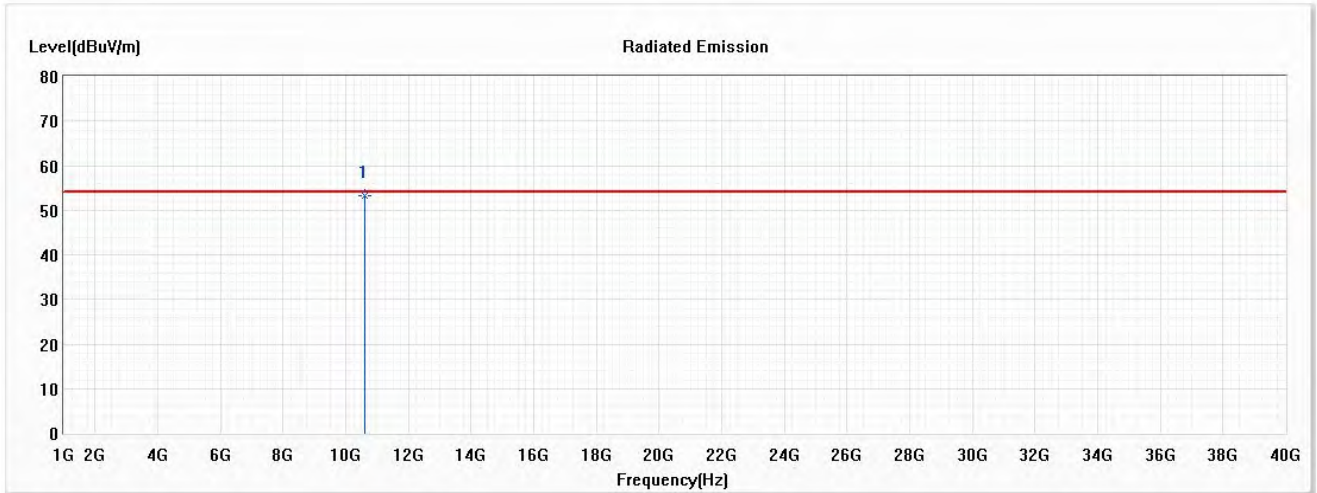
No	Frequency (MHz)	Emission Level (dBμV/m)	Limit (dBμV/m)	Margin (dB)	Reading Level (dBμV)	Correct Factor (dB)	Detector Type
* 1	10620.000	65.66	74.00	-8.34	61.00	4.66	PK

Note:

1. All Readings below 1GHz are Quasi-Peak, above 1GHz are performed with peak and/or average measurements as necessary.
2. Measurement Level = Reading Level + Correct Factor.
3. Correct Factor = Antenna factor + Cable loss –Amplifier gain.
4. The average measurement was not performed when the peak measured data under the limit of average detection.
5. The emission levels of other frequencies are very lower than the limit and not show in test report.

Product : Portable Computer
 Test Item : Harmonic Radiated Emission Data
 Test Date : 2021/02/01
 Test Mode : Mode 12 SISO B: Transmit (802.11n-40BW_15Mbps) (5310MHz)

Horizontal



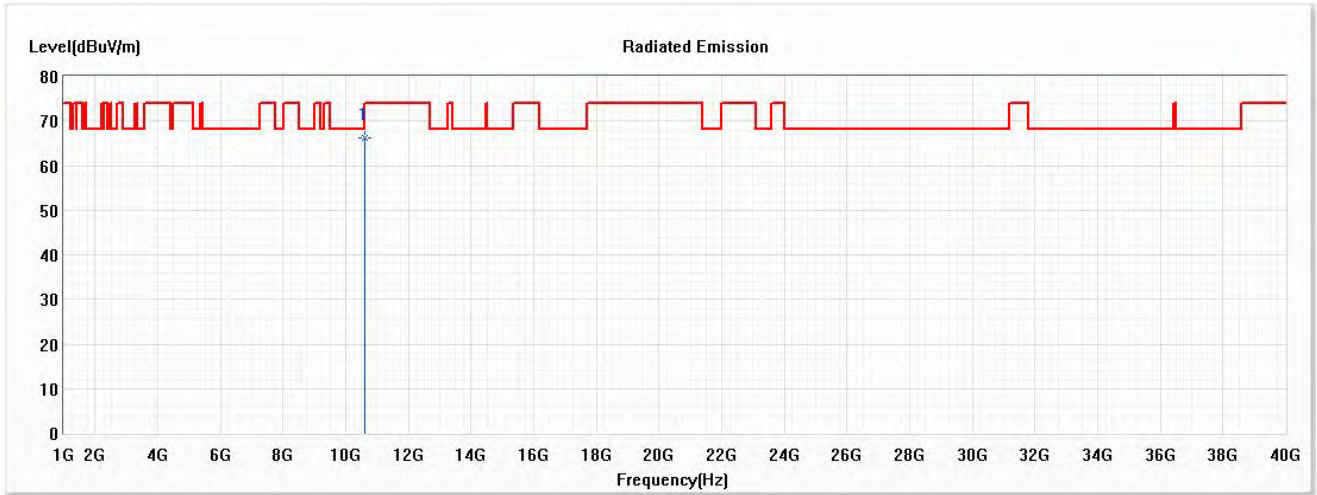
No	Frequency (MHz)	Emission Level (dBμV/m)	Limit (dBμV/m)	Margin (dB)	Reading Level (dBμV)	Correct Factor (dB)	Detector Type
* 1	10620.000	53.29	54.00	-0.71	48.63	4.66	AV

Note:

1. All Readings below 1GHz are Quasi-Peak, above 1GHz are performed with peak and/or average measurements as necessary.
2. Measurement Level = Reading Level + Correct Factor.
3. Correct Factor = Antenna factor + Cable loss – Amplifier gain.
4. The average measurement was not performed when the peak measured data under the limit of average detection.
5. The emission levels of other frequencies are very lower than the limit and not show in test report.

Product : Portable Computer
 Test Item : Harmonic Radiated Emission Data
 Test Date : 2021/02/01
 Test Mode : Mode 12 SISO B: Transmit (802.11n-40BW_15Mbps) (5310MHz)

Vertical



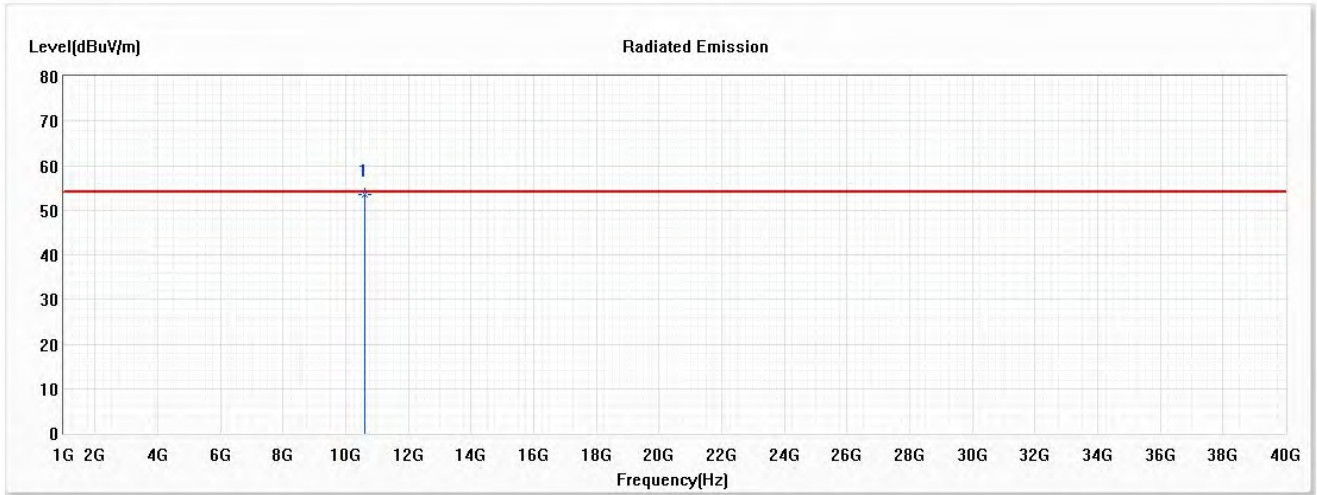
No	Frequency (MHz)	Emission Level (dBμV/m)	Limit (dBμV/m)	Margin (dB)	Reading Level (dBμV)	Correct Factor (dB)	Detector Type
* 1	10620.000	66.34	74.00	-7.66	61.68	4.66	PK

Note:

1. All Readings below 1GHz are Quasi-Peak, above 1GHz are performed with peak and/or average measurements as necessary.
2. Measurement Level = Reading Level + Correct Factor.
3. Correct Factor = Antenna factor + Cable loss – Amplifier gain.
4. The average measurement was not performed when the peak measured data under the limit of average detection.
5. The emission levels of other frequencies are very lower than the limit and not show in test report.

Product : Portable Computer
 Test Item : Harmonic Radiated Emission Data
 Test Date : 2021/02/01
 Test Mode : Mode 12 SISO B: Transmit (802.11n-40BW_15Mbps) (5310MHz)

Vertical



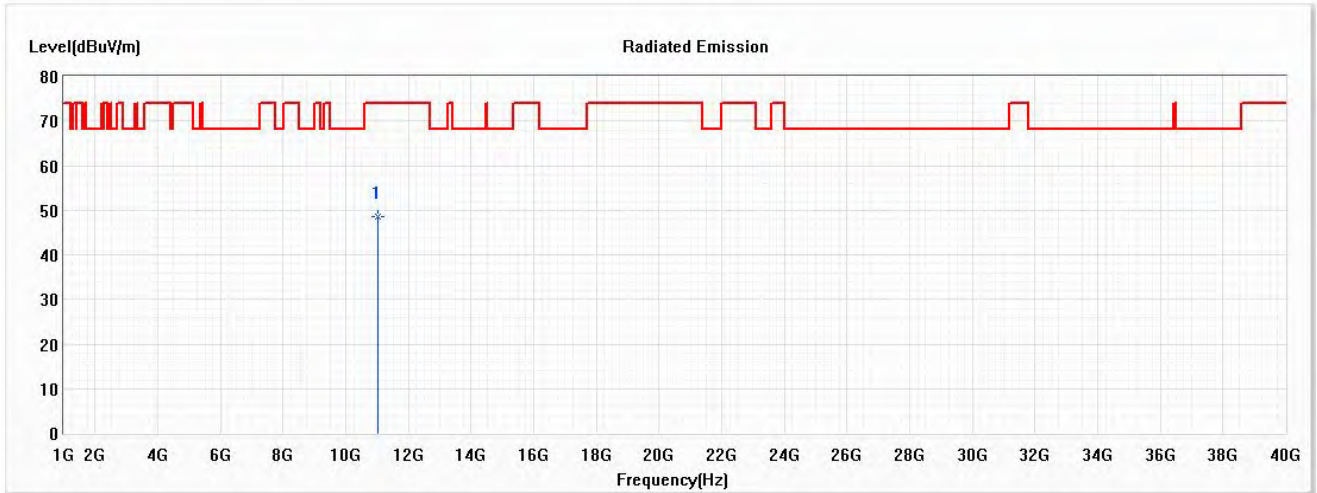
No	Frequency (MHz)	Emission Level (dBμV/m)	Limit (dBμV/m)	Margin (dB)	Reading Level (dBμV)	Correct Factor (dB)	Detector Type
* 1	10620.000	53.44	54.00	-0.56	48.78	4.66	AV

Note:

1. All Readings below 1GHz are Quasi-Peak, above 1GHz are performed with peak and/or average measurements as necessary.
2. Measurement Level = Reading Level + Correct Factor.
3. Correct Factor = Antenna factor + Cable loss – Amplifier gain.
4. The average measurement was not performed when the peak measured data under the limit of average detection.
5. The emission levels of other frequencies are very lower than the limit and not show in test report.

Product : Portable Computer
 Test Item : Harmonic Radiated Emission Data
 Test Date : 2021/02/01
 Test Mode : Mode 12 SISO B: Transmit (802.11n-40BW_15Mbps) (5510MHz)

Horizontal



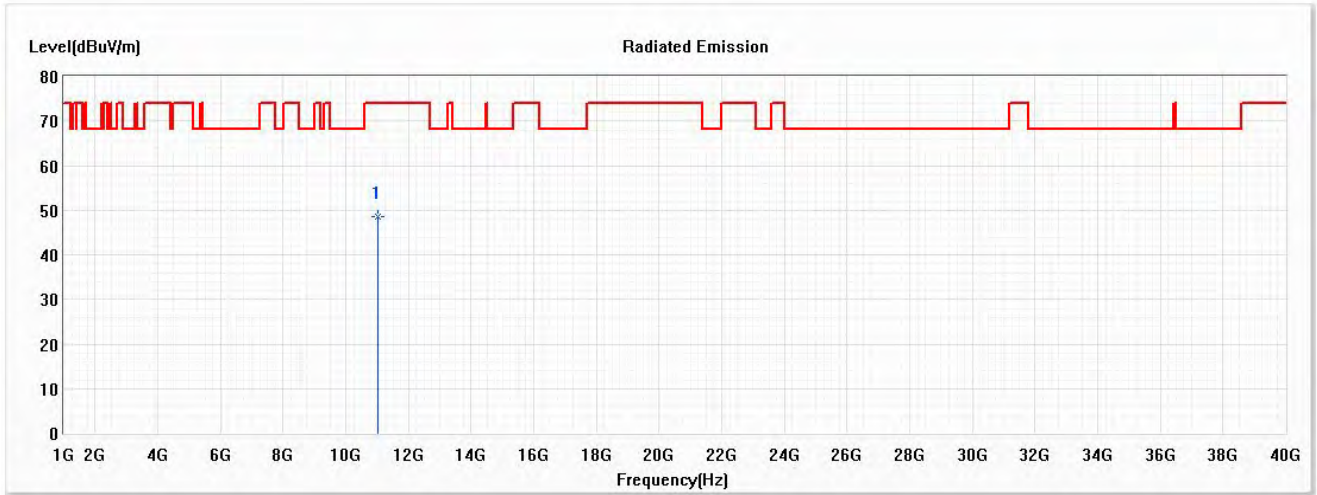
No	Frequency (MHz)	Emission Level (dBμV/m)	Limit (dBμV/m)	Margin (dB)	Reading Level (dBμV)	Correct Factor (dB)	Detector Type
* 1	11020.000	48.43	74.00	-25.57	43.76	4.67	PK

Note:

1. All Readings below 1GHz are Quasi-Peak, above 1GHz are performed with peak and/or average measurements as necessary.
2. Measurement Level = Reading Level + Correct Factor.
3. Correct Factor = Antenna factor + Cable loss – Amplifier gain.
4. The average measurement was not performed when the peak measured data under the limit of average detection.
5. The emission levels of other frequencies are very lower than the limit and not show in test report.

Product : Portable Computer
 Test Item : Harmonic Radiated Emission Data
 Test Date : 2021/02/01
 Test Mode : Mode 12 SISO B: Transmit (802.11n-40BW_15Mbps) (5510MHz)

Vertical



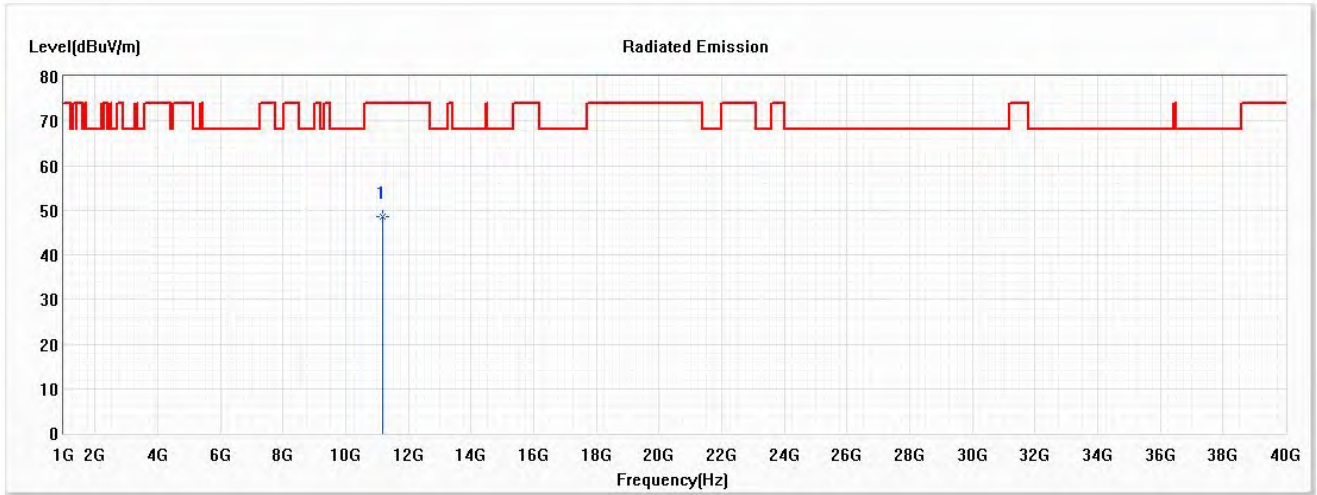
No	Frequency (MHz)	Emission Level (dBμV/m)	Limit (dBμV/m)	Margin (dB)	Reading Level (dBμV)	Correct Factor (dB)	Detector Type
* 1	11020.000	48.51	74.00	-25.49	43.84	4.67	PK

Note:

1. All Readings below 1GHz are Quasi-Peak, above 1GHz are performed with peak and/or average measurements as necessary.
2. Measurement Level = Reading Level + Correct Factor.
3. Correct Factor = Antenna factor + Cable loss – Amplifier gain.
4. The average measurement was not performed when the peak measured data under the limit of average detection.
5. The emission levels of other frequencies are very lower than the limit and not show in test report.

Product : Portable Computer
 Test Item : Harmonic Radiated Emission Data
 Test Date : 2021/02/01
 Test Mode : Mode 12 SISO B: Transmit (802.11n-40BW_15Mbps) (5590MHz)

Horizontal



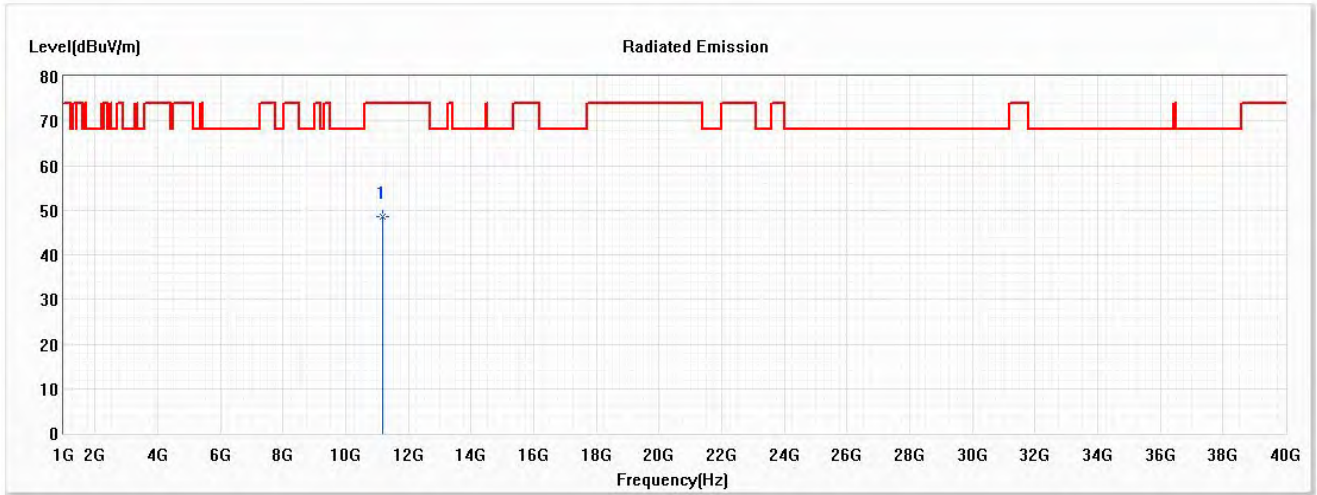
No	Frequency (MHz)	Emission Level (dBμV/m)	Limit (dBμV/m)	Margin (dB)	Reading Level (dBμV)	Correct Factor (dB)	Detector Type
* 1	11180.000	48.56	74.00	-25.44	43.70	4.86	PK

Note:

1. All Readings below 1GHz are Quasi-Peak, above 1GHz are performed with peak and/or average measurements as necessary.
2. Measurement Level = Reading Level + Correct Factor.
3. Correct Factor = Antenna factor + Cable loss – Amplifier gain.
4. The average measurement was not performed when the peak measured data under the limit of average detection.
5. The emission levels of other frequencies are very lower than the limit and not show in test report.

Product : Portable Computer
 Test Item : Harmonic Radiated Emission Data
 Test Date : 2021/02/01
 Test Mode : Mode 12 SISO B: Transmit (802.11n-40BW_15Mbps) (5590MHz)

Vertical



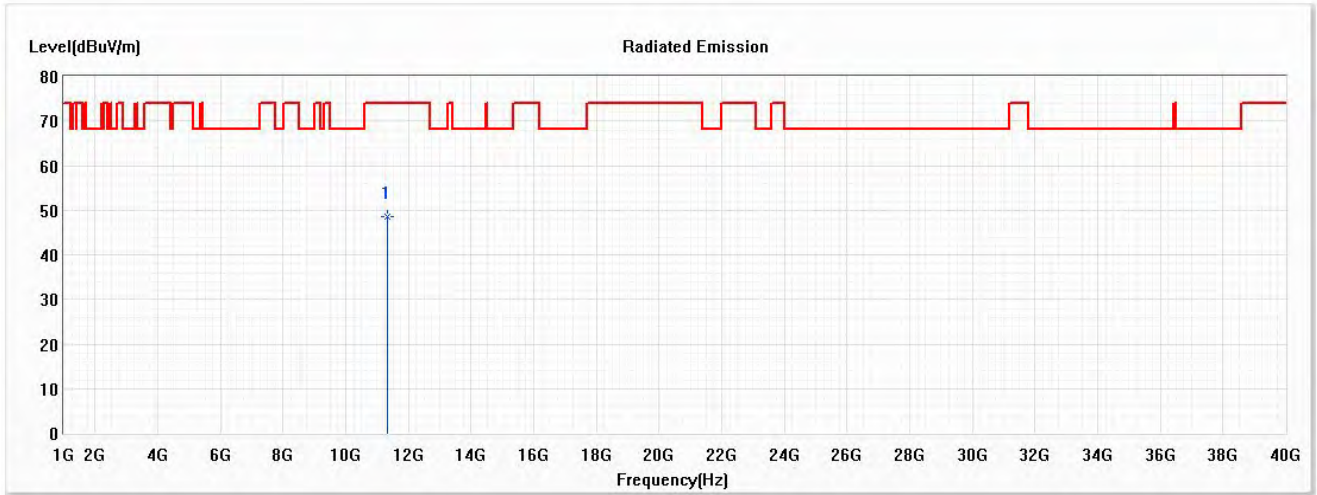
No	Frequency (MHz)	Emission Level (dBμV/m)	Limit (dBμV/m)	Margin (dB)	Reading Level (dBμV)	Correct Factor (dB)	Detector Type
* 1	11180.000	48.60	74.00	-25.40	43.74	4.86	PK

Note:

1. All Readings below 1GHz are Quasi-Peak, above 1GHz are performed with peak and/or average measurements as necessary.
2. Measurement Level = Reading Level + Correct Factor.
3. Correct Factor = Antenna factor + Cable loss – Amplifier gain.
4. The average measurement was not performed when the peak measured data under the limit of average detection.
5. The emission levels of other frequencies are very lower than the limit and not show in test report.

Product : Portable Computer
 Test Item : Harmonic Radiated Emission Data
 Test Date : 2021/02/01
 Test Mode : Mode 12 SISO B: Transmit (802.11n-40BW_15Mbps) (5670MHz)

Horizontal



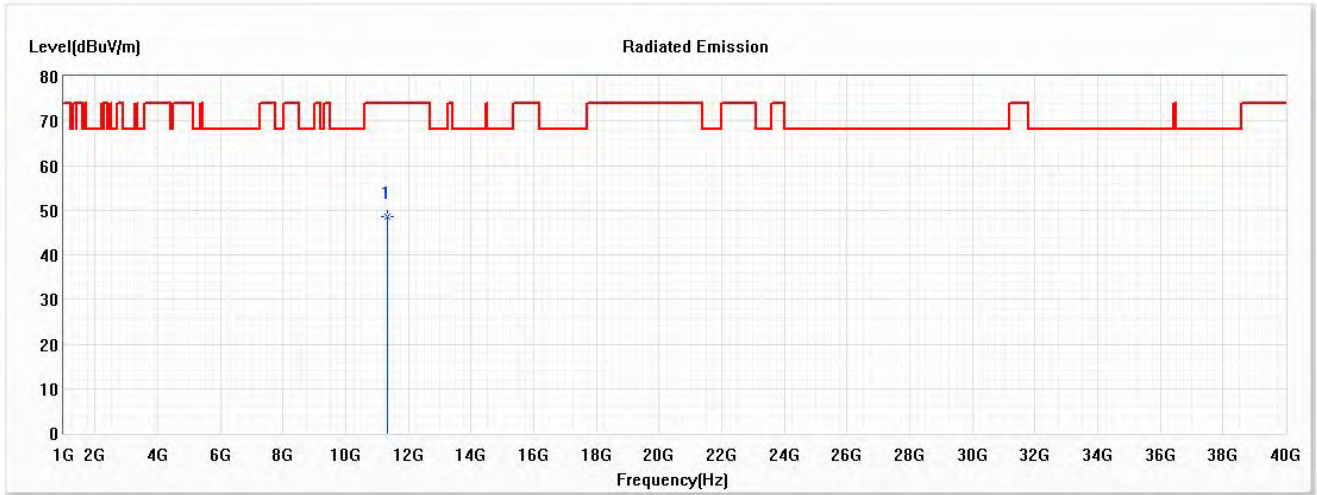
No	Frequency (MHz)	Emission Level (dBμV/m)	Limit (dBμV/m)	Margin (dB)	Reading Level (dBμV)	Correct Factor (dB)	Detector Type
* 1	11340.000	48.59	74.00	-25.41	43.52	5.07	PK

Note:

1. All Readings below 1GHz are Quasi-Peak, above 1GHz are performed with peak and/or average measurements as necessary.
2. Measurement Level = Reading Level + Correct Factor.
3. Correct Factor = Antenna factor + Cable loss –Amplifier gain.
4. The average measurement was not performed when the peak measured data under the limit of average detection.
5. The emission levels of other frequencies are very lower than the limit and not show in test report.

Product : Portable Computer
 Test Item : Harmonic Radiated Emission Data
 Test Date : 2021/02/01
 Test Mode : Mode 12 SISO B: Transmit (802.11n-40BW_15Mbps) (5670MHz)

Vertical



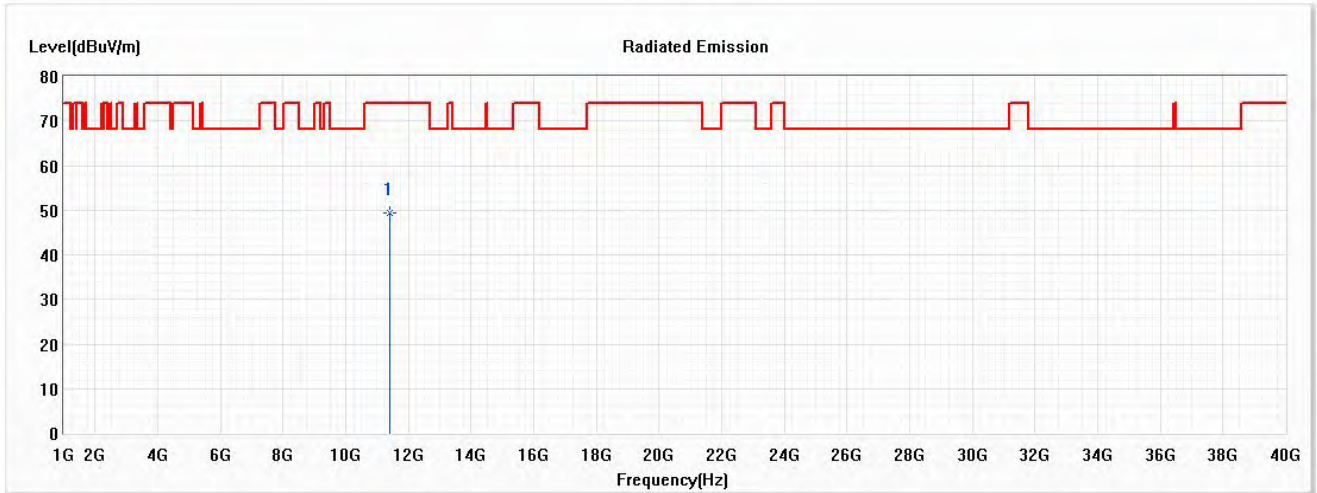
No	Frequency (MHz)	Emission Level (dBμV/m)	Limit (dBμV/m)	Margin (dB)	Reading Level (dBμV)	Correct Factor (dB)	Detector Type
* 1	11340.000	48.45	74.00	-25.55	43.38	5.07	PK

Note:

1. All Readings below 1GHz are Quasi-Peak, above 1GHz are performed with peak and/or average measurements as necessary.
2. Measurement Level = Reading Level + Correct Factor.
3. Correct Factor = Antenna factor + Cable loss – Amplifier gain.
4. The average measurement was not performed when the peak measured data under the limit of average detection.
5. The emission levels of other frequencies are very lower than the limit and not show in test report.

Product : Portable Computer
 Test Item : Harmonic Radiated Emission Data
 Test Date : 2021/02/01
 Test Mode : Mode 12 SISO B: Transmit (802.11n-40BW_15Mbps) (5710MHz)

Horizontal



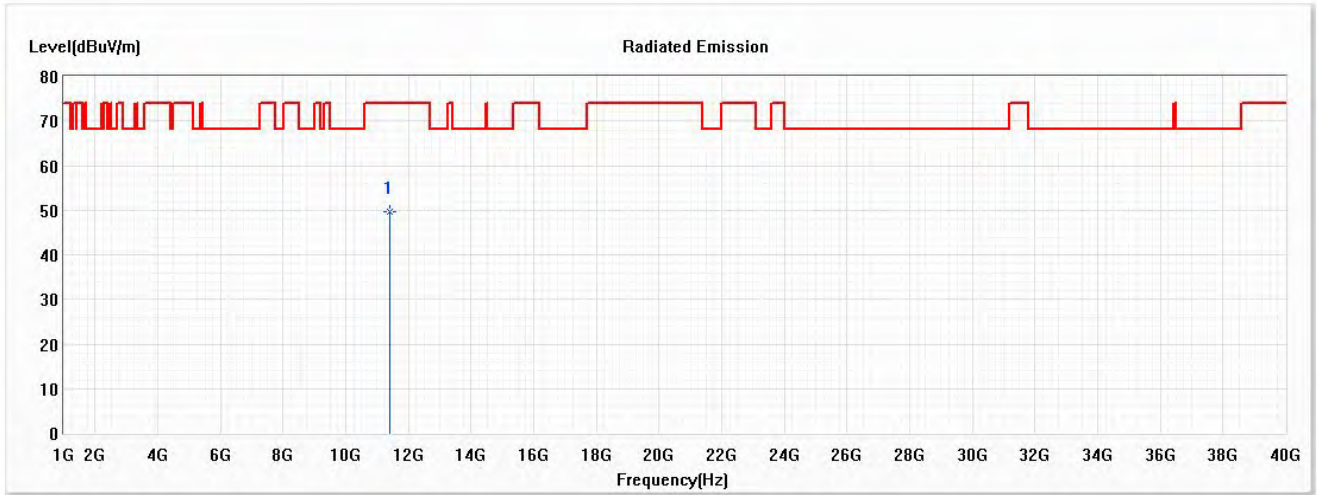
No	Frequency (MHz)	Emission Level (dBμV/m)	Limit (dBμV/m)	Margin (dB)	Reading Level (dBμV)	Correct Factor (dB)	Detector Type
* 1	11420.000	49.33	74.00	-24.67	44.15	5.18	PK

Note:

1. All Readings below 1GHz are Quasi-Peak, above 1GHz are performed with peak and/or average measurements as necessary.
2. Measurement Level = Reading Level + Correct Factor.
3. Correct Factor = Antenna factor + Cable loss –Amplifier gain.
4. The average measurement was not performed when the peak measured data under the limit of average detection.
5. The emission levels of other frequencies are very lower than the limit and not show in test report.

Product : Portable Computer
 Test Item : Harmonic Radiated Emission Data
 Test Date : 2021/02/01
 Test Mode : Mode 12 SISO B: Transmit (802.11n-40BW_15Mbps) (5710MHz)

Vertical



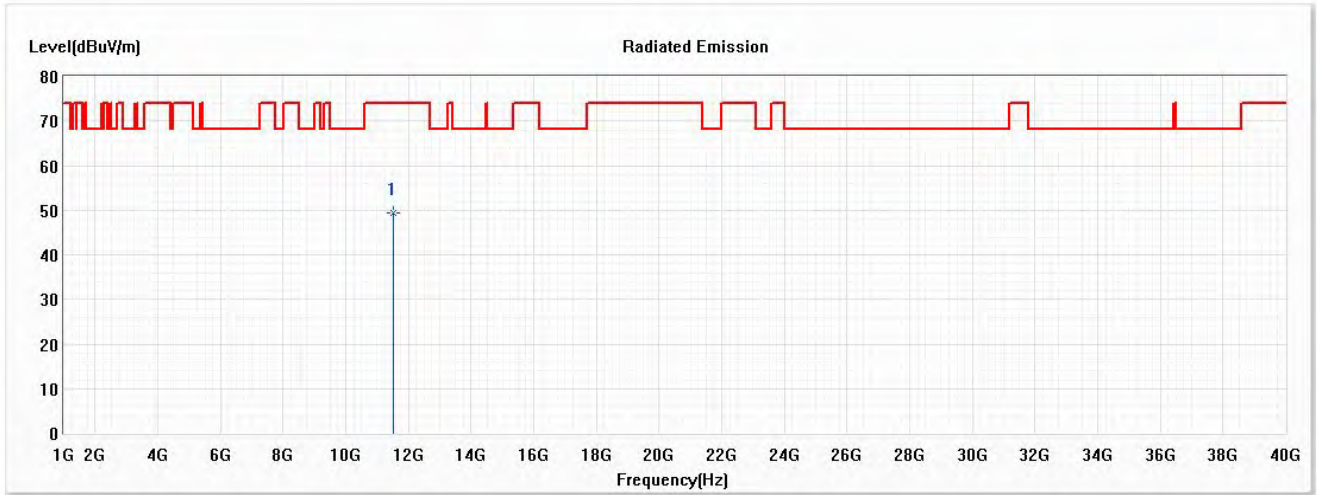
No	Frequency (MHz)	Emission Level (dBμV/m)	Limit (dBμV/m)	Margin (dB)	Reading Level (dBμV)	Correct Factor (dB)	Detector Type
* 1	11420.000	49.52	74.00	-24.48	44.34	5.18	PK

Note:

1. All Readings below 1GHz are Quasi-Peak, above 1GHz are performed with peak and/or average measurements as necessary.
2. Measurement Level = Reading Level + Correct Factor.
3. Correct Factor = Antenna factor + Cable loss – Amplifier gain.
4. The average measurement was not performed when the peak measured data under the limit of average detection.
5. The emission levels of other frequencies are very lower than the limit and not show in test report.

Product : Portable Computer
 Test Item : Harmonic Radiated Emission Data
 Test Date : 2021/02/01
 Test Mode : Mode 12 SISO B: Transmit (802.11n-40BW_15Mbps) (5755MHz)

Horizontal



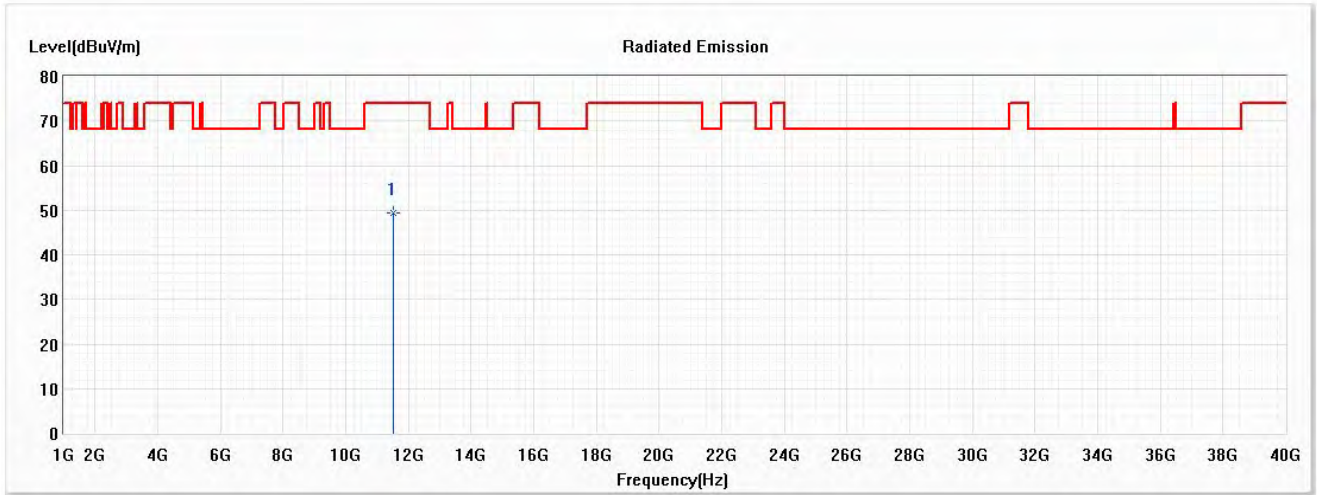
No	Frequency (MHz)	Emission Level (dBμV/m)	Limit (dBμV/m)	Margin (dB)	Reading Level (dBμV)	Correct Factor (dB)	Detector Type
* 1	11510.000	49.46	74.00	-24.54	44.13	5.33	PK

Note:

1. All Readings below 1GHz are Quasi-Peak, above 1GHz are performed with peak and/or average measurements as necessary.
2. Measurement Level = Reading Level + Correct Factor.
3. Correct Factor = Antenna factor + Cable loss –Amplifier gain.
4. The average measurement was not performed when the peak measured data under the limit of average detection.
5. The emission levels of other frequencies are very lower than the limit and not show in test report.

Product : Portable Computer
 Test Item : Harmonic Radiated Emission Data
 Test Date : 2021/02/01
 Test Mode : Mode 12 SISO B: Transmit (802.11n-40BW_15Mbps) (5755MHz)

Vertical



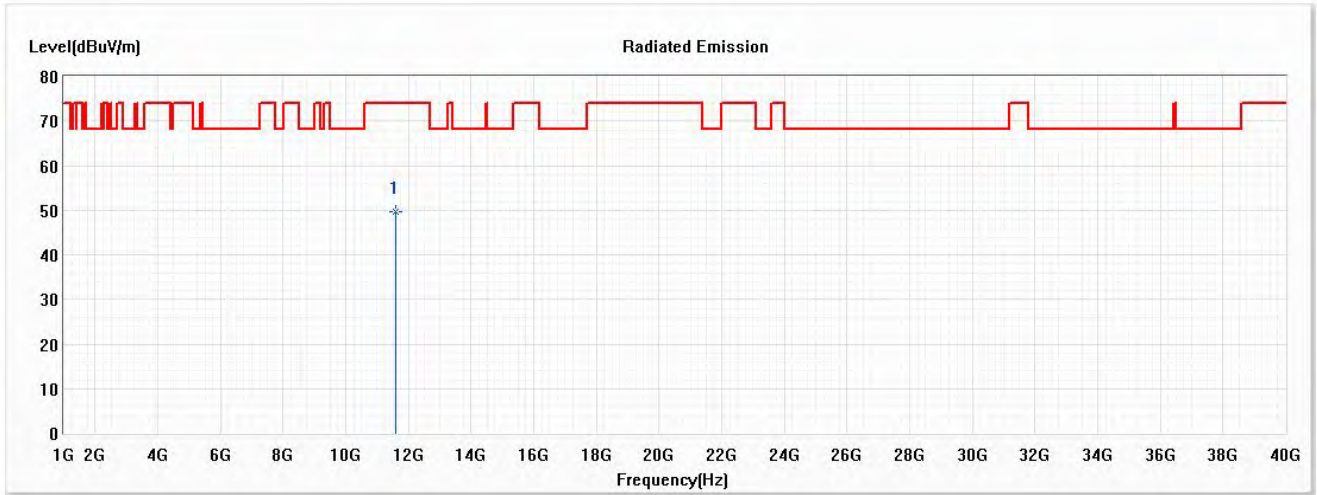
No	Frequency (MHz)	Emission Level (dBμV/m)	Limit (dBμV/m)	Margin (dB)	Reading Level (dBμV)	Correct Factor (dB)	Detector Type
* 1	11510.000	49.38	74.00	-24.62	44.05	5.33	PK

Note:

1. All Readings below 1GHz are Quasi-Peak, above 1GHz are performed with peak and/or average measurements as necessary.
2. Measurement Level = Reading Level + Correct Factor.
3. Correct Factor = Antenna factor + Cable loss – Amplifier gain.
4. The average measurement was not performed when the peak measured data under the limit of average detection.
5. The emission levels of other frequencies are very lower than the limit and not show in test report.

Product : Portable Computer
 Test Item : Harmonic Radiated Emission Data
 Test Date : 2021/02/01
 Test Mode : Mode 12 SISO B: Transmit (802.11n-40BW_15Mbps) (5795MHz)

Horizontal



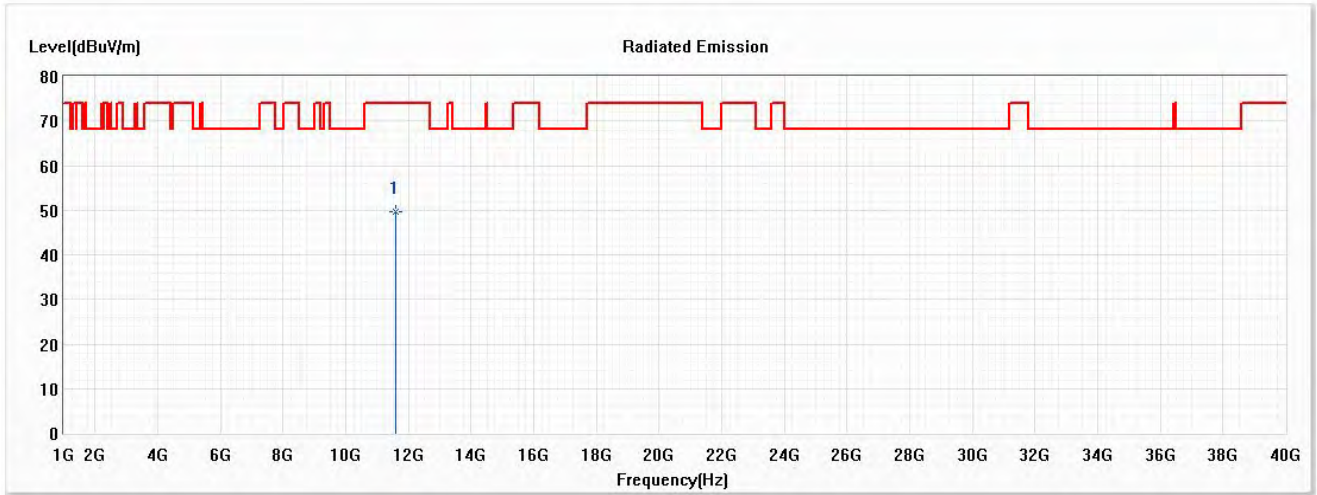
No	Frequency (MHz)	Emission Level (dBμV/m)	Limit (dBμV/m)	Margin (dB)	Reading Level (dBμV)	Correct Factor (dB)	Detector Type
* 1	11590.000	49.61	74.00	-24.39	44.19	5.42	PK

Note:

1. All Readings below 1GHz are Quasi-Peak, above 1GHz are performed with peak and/or average measurements as necessary.
2. Measurement Level = Reading Level + Correct Factor.
3. Correct Factor = Antenna factor + Cable loss – Amplifier gain.
4. The average measurement was not performed when the peak measured data under the limit of average detection.
5. The emission levels of other frequencies are very lower than the limit and not show in test report.

Product : Portable Computer
 Test Item : Harmonic Radiated Emission Data
 Test Date : 2021/02/01
 Test Mode : Mode 12 SISO B: Transmit (802.11n-40BW_15Mbps) (5795MHz)

Vertical



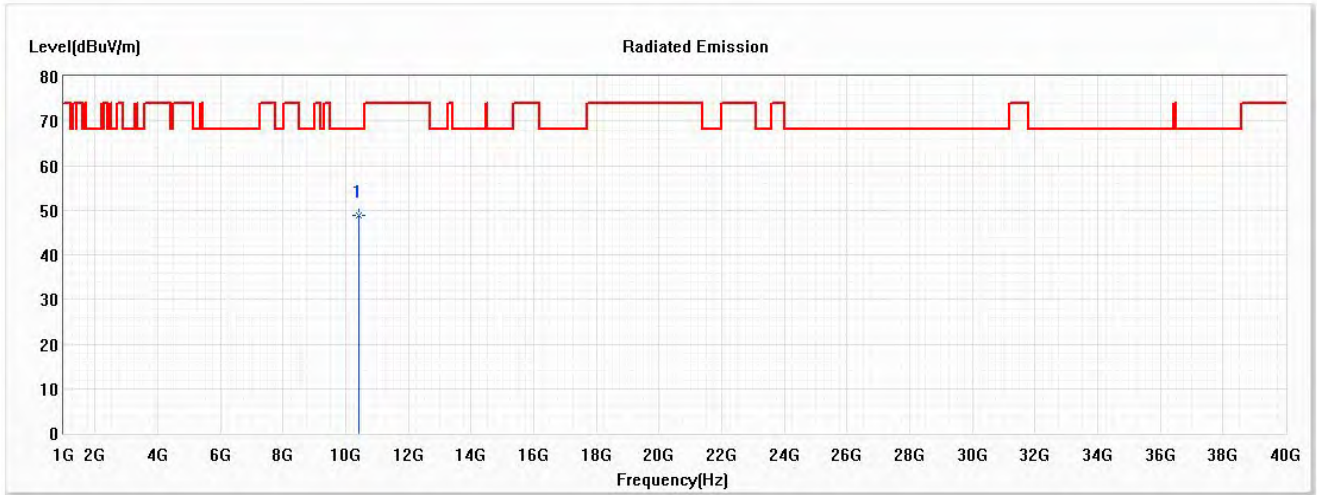
No	Frequency (MHz)	Emission Level (dBμV/m)	Limit (dBμV/m)	Margin (dB)	Reading Level (dBμV)	Correct Factor (dB)	Detector Type
* 1	11590.000	49.54	74.00	-24.46	44.12	5.42	PK

Note:

1. All Readings below 1GHz are Quasi-Peak, above 1GHz are performed with peak and/or average measurements as necessary.
2. Measurement Level = Reading Level + Correct Factor.
3. Correct Factor = Antenna factor + Cable loss – Amplifier gain.
4. The average measurement was not performed when the peak measured data under the limit of average detection.
5. The emission levels of other frequencies are very lower than the limit and not show in test report.

Product : Portable Computer
 Test Item : Harmonic Radiated Emission Data
 Test Date : 2021/02/01
 Test Mode : Mode 13 SISO B: Transmit (802.11ac-80BW_32.5Mbps) (5210MHz)

Horizontal



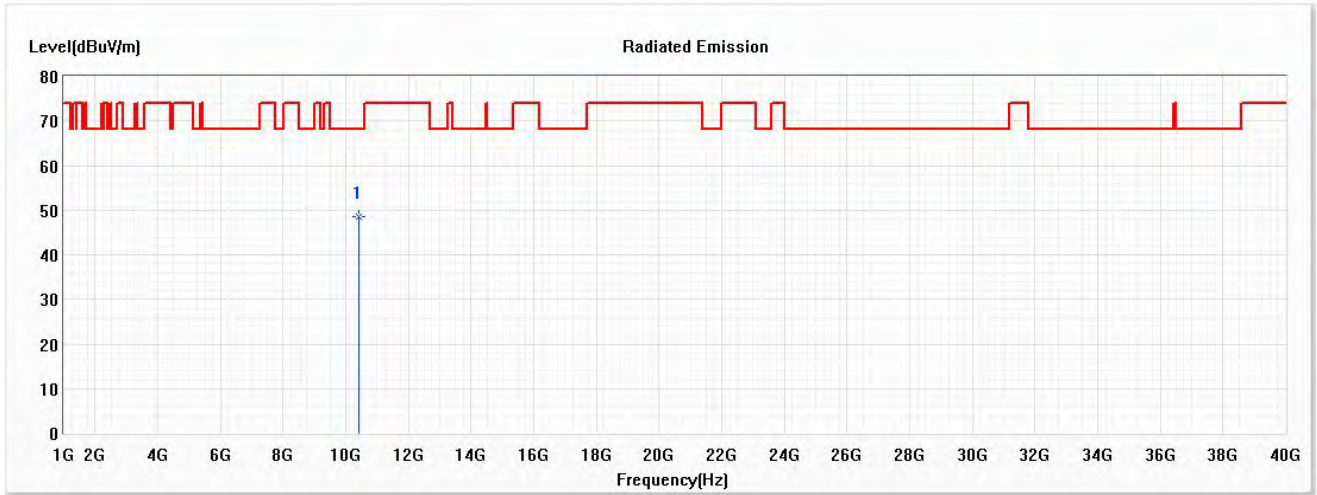
No	Frequency (MHz)	Emission Level (dBμV/m)	Limit (dBμV/m)	Margin (dB)	Reading Level (dBμV)	Correct Factor (dB)	Detector Type
* 1	10420.000	48.80	68.22	-19.42	44.27	4.53	PK

Note:

1. All Readings below 1GHz are Quasi-Peak, above 1GHz are performed with peak and/or average measurements as necessary.
2. Measurement Level = Reading Level + Correct Factor.
3. Correct Factor = Antenna factor + Cable loss –Amplifier gain.
4. The average measurement was not performed when the peak measured data under the limit of average detection.
5. The emission levels of other frequencies are very lower than the limit and not show in test report.

Product : Portable Computer
 Test Item : Harmonic Radiated Emission Data
 Test Date : 2021/02/01
 Test Mode : Mode 13 SISO B: Transmit (802.11ac-80BW_32.5Mbps) (5210MHz)

Vertical



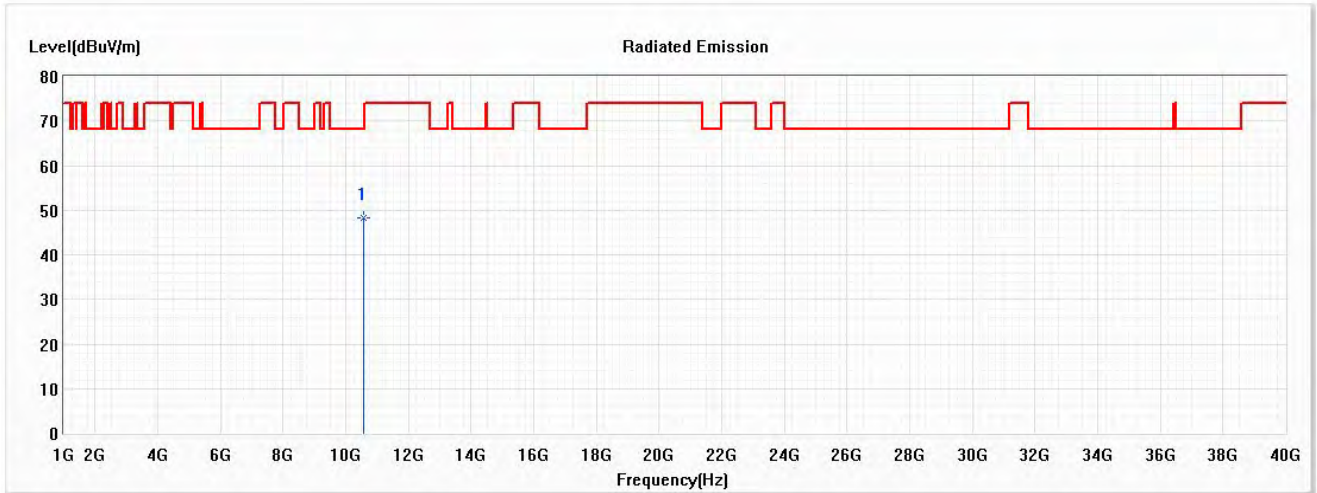
No	Frequency (MHz)	Emission Level (dBμV/m)	Limit (dBμV/m)	Margin (dB)	Reading Level (dBμV)	Correct Factor (dB)	Detector Type
* 1	10420.000	48.67	68.22	-19.55	44.14	4.53	PK

Note:

1. All Readings below 1GHz are Quasi-Peak, above 1GHz are performed with peak and/or average measurements as necessary.
2. Measurement Level = Reading Level + Correct Factor.
3. Correct Factor = Antenna factor + Cable loss – Amplifier gain.
4. The average measurement was not performed when the peak measured data under the limit of average detection.
5. The emission levels of other frequencies are very lower than the limit and not show in test report.

Product : Portable Computer
 Test Item : Harmonic Radiated Emission Data
 Test Date : 2021/02/01
 Test Mode : Mode 13 SISO B: Transmit (802.11ac-80BW_32.5Mbps) (5290MHz)

Horizontal



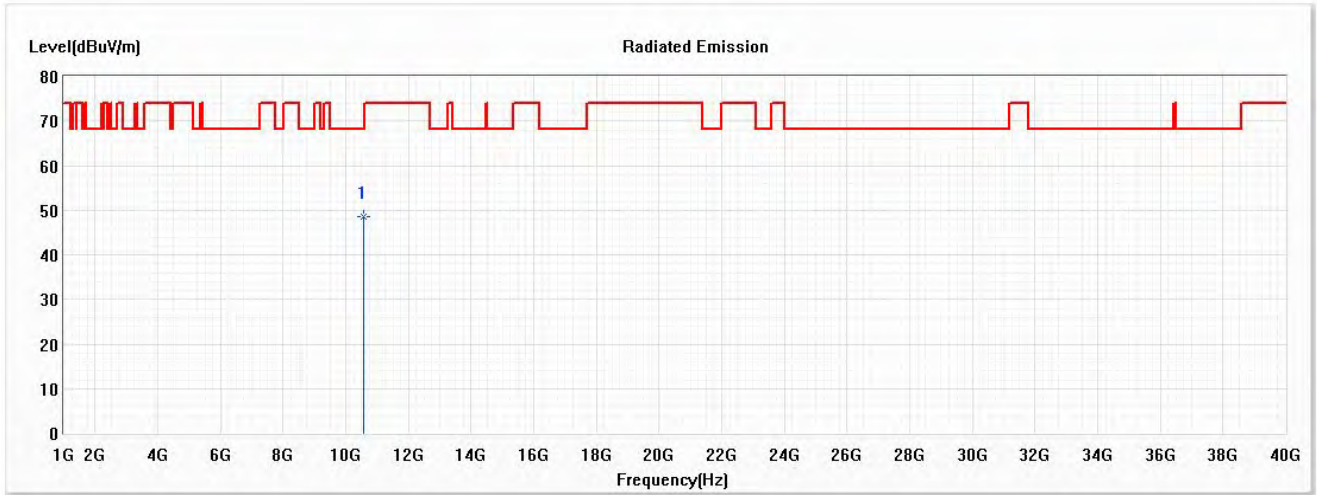
No	Frequency (MHz)	Emission Level (dBμV/m)	Limit (dBμV/m)	Margin (dB)	Reading Level (dBμV)	Correct Factor (dB)	Detector Type
* 1	10580.000	48.31	68.22	-19.91	43.63	4.68	PK

Note:

1. All Readings below 1GHz are Quasi-Peak, above 1GHz are performed with peak and/or average measurements as necessary.
2. Measurement Level = Reading Level + Correct Factor.
3. Correct Factor = Antenna factor + Cable loss – Amplifier gain.
4. The average measurement was not performed when the peak measured data under the limit of average detection.
5. The emission levels of other frequencies are very lower than the limit and not show in test report.

Product : Portable Computer
 Test Item : Harmonic Radiated Emission Data
 Test Date : 2021/02/01
 Test Mode : Mode 13 SISO B: Transmit (802.11ac-80BW_32.5Mbps) (5290MHz)

Vertical



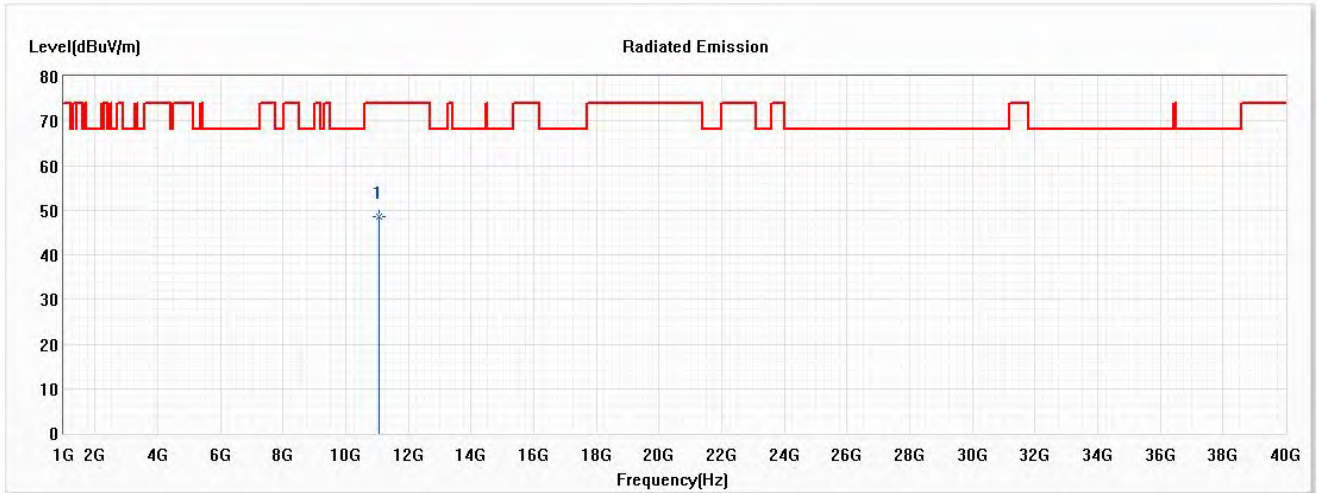
No	Frequency (MHz)	Emission Level (dBμV/m)	Limit (dBμV/m)	Margin (dB)	Reading Level (dBμV)	Correct Factor (dB)	Detector Type
* 1	10580.000	48.48	68.22	-19.74	43.80	4.68	PK

Note:

1. All Readings below 1GHz are Quasi-Peak, above 1GHz are performed with peak and/or average measurements as necessary.
2. Measurement Level = Reading Level + Correct Factor.
3. Correct Factor = Antenna factor + Cable loss – Amplifier gain.
4. The average measurement was not performed when the peak measured data under the limit of average detection.
5. The emission levels of other frequencies are very lower than the limit and not show in test report.

Product : Portable Computer
 Test Item : Harmonic Radiated Emission Data
 Test Date : 2021/02/01
 Test Mode : Mode 13 SISO B: Transmit (802.11ac-80BW_32.5Mbps) (5530MHz)

Horizontal



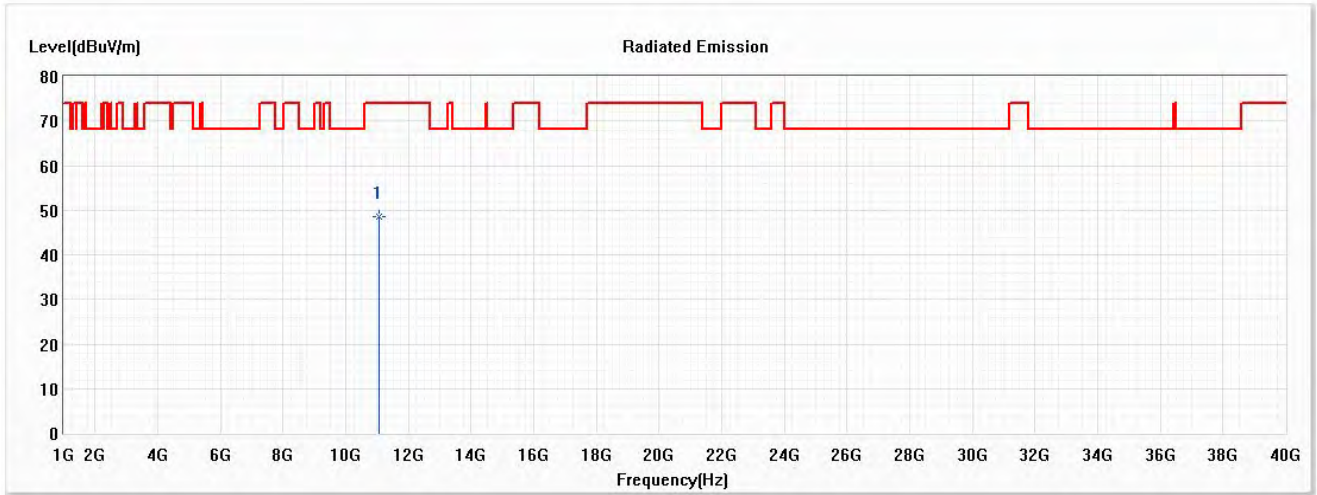
No	Frequency (MHz)	Emission Level (dBμV/m)	Limit (dBμV/m)	Margin (dB)	Reading Level (dBμV)	Correct Factor (dB)	Detector Type
* 1	11060.000	48.62	74.00	-25.38	43.84	4.78	PK

Note:

1. All Readings below 1GHz are Quasi-Peak, above 1GHz are performed with peak and/or average measurements as necessary.
2. Measurement Level = Reading Level + Correct Factor.
3. Correct Factor = Antenna factor + Cable loss –Amplifier gain.
4. The average measurement was not performed when the peak measured data under the limit of average detection.
5. The emission levels of other frequencies are very lower than the limit and not show in test report.

Product : Portable Computer
 Test Item : Harmonic Radiated Emission Data
 Test Date : 2021/02/01
 Test Mode : Mode 13 SISO B: Transmit (802.11ac-80BW_32.5Mbps) (5530MHz)

Vertical



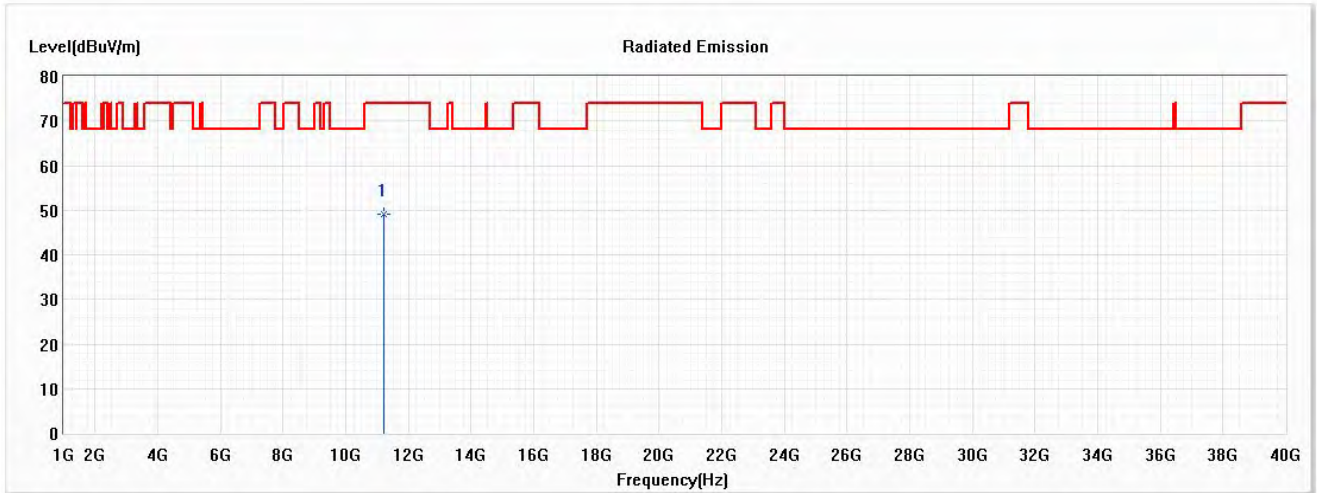
No	Frequency (MHz)	Emission Level (dBμV/m)	Limit (dBμV/m)	Margin (dB)	Reading Level (dBμV)	Correct Factor (dB)	Detector Type
* 1	11060.000	48.50	74.00	-25.50	43.72	4.78	PK

Note:

1. All Readings below 1GHz are Quasi-Peak, above 1GHz are performed with peak and/or average measurements as necessary.
2. Measurement Level = Reading Level + Correct Factor.
3. Correct Factor = Antenna factor + Cable loss – Amplifier gain.
4. The average measurement was not performed when the peak measured data under the limit of average detection.
5. The emission levels of other frequencies are very lower than the limit and not show in test report.

Product : Portable Computer
 Test Item : Harmonic Radiated Emission Data
 Test Date : 2021/02/01
 Test Mode : Mode 13 SISO B: Transmit (802.11ac-80BW_32.5Mbps) (5610MHz)

Horizontal



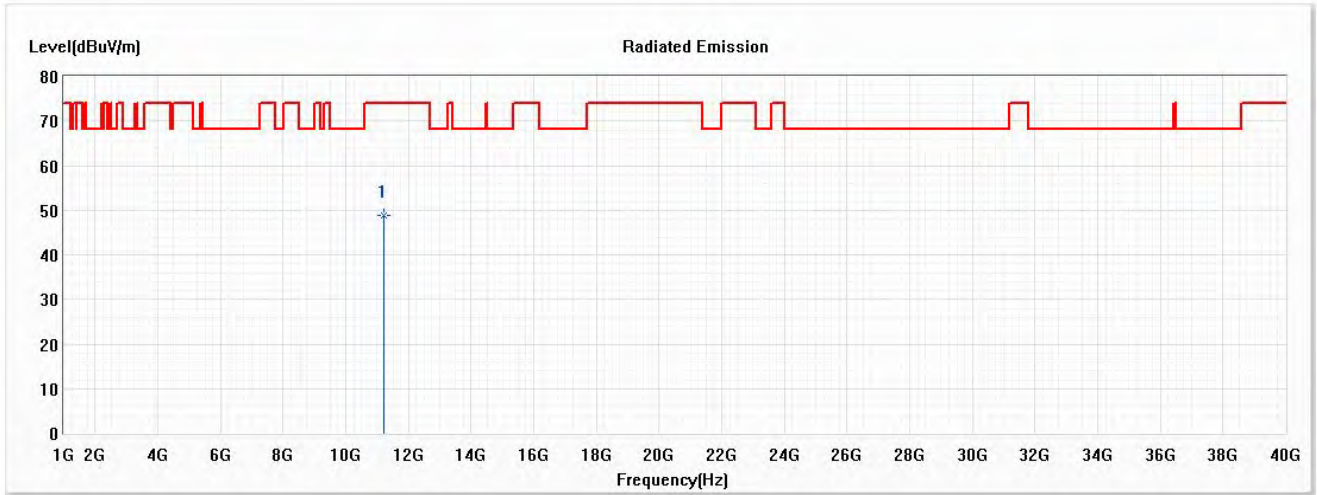
No	Frequency (MHz)	Emission Level (dBμV/m)	Limit (dBμV/m)	Margin (dB)	Reading Level (dBμV)	Correct Factor (dB)	Detector Type
* 1	11220.000	49.19	74.00	-24.81	44.26	4.93	PK

Note:

1. All Readings below 1GHz are Quasi-Peak, above 1GHz are performed with peak and/or average measurements as necessary.
2. Measurement Level = Reading Level + Correct Factor.
3. Correct Factor = Antenna factor + Cable loss – Amplifier gain.
4. The average measurement was not performed when the peak measured data under the limit of average detection.
5. The emission levels of other frequencies are very lower than the limit and not show in test report.

Product : Portable Computer
 Test Item : Harmonic Radiated Emission Data
 Test Date : 2021/02/01
 Test Mode : Mode 13 SISO B: Transmit (802.11ac-80BW_32.5Mbps) (5610MHz)

Vertical



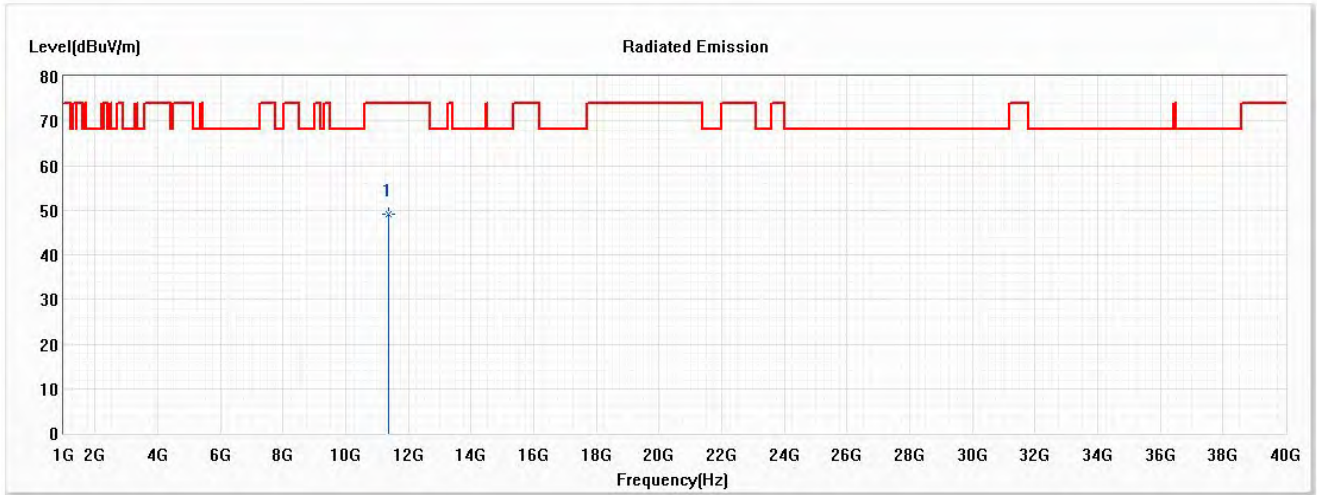
No	Frequency (MHz)	Emission Level (dBμV/m)	Limit (dBμV/m)	Margin (dB)	Reading Level (dBμV)	Correct Factor (dB)	Detector Type
* 1	11220.000	48.95	74.00	-25.05	44.02	4.93	PK

Note:

1. All Readings below 1GHz are Quasi-Peak, above 1GHz are performed with peak and/or average measurements as necessary.
2. Measurement Level = Reading Level + Correct Factor.
3. Correct Factor = Antenna factor + Cable loss – Amplifier gain.
4. The average measurement was not performed when the peak measured data under the limit of average detection.
5. The emission levels of other frequencies are very lower than the limit and not show in test report.

Product : Portable Computer
 Test Item : Harmonic Radiated Emission Data
 Test Date : 2021/02/01
 Test Mode : Mode 13 SISO B: Transmit (802.11ac-80BW_32.5Mbps) (5690MHz)

Horizontal



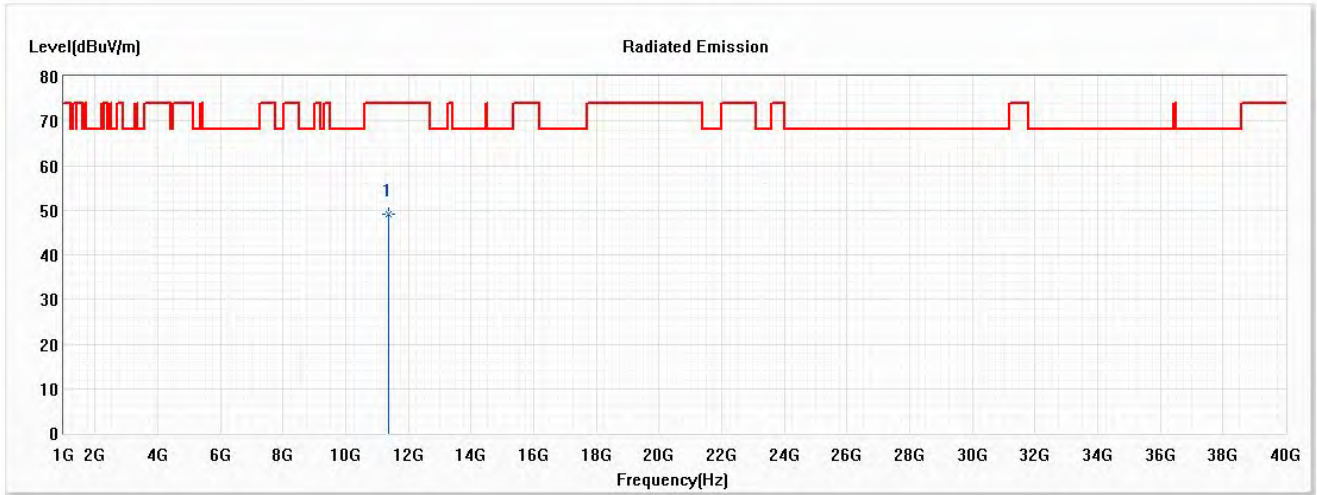
No	Frequency (MHz)	Emission Level (dBμV/m)	Limit (dBμV/m)	Margin (dB)	Reading Level (dBμV)	Correct Factor (dB)	Detector Type
* 1	11380.000	49.13	74.00	-24.87	44.06	5.07	PK

Note:

1. All Readings below 1GHz are Quasi-Peak, above 1GHz are performed with peak and/or average measurements as necessary.
2. Measurement Level = Reading Level + Correct Factor.
3. Correct Factor = Antenna factor + Cable loss – Amplifier gain.
4. The average measurement was not performed when the peak measured data under the limit of average detection.
5. The emission levels of other frequencies are very lower than the limit and not show in test report.

Product : Portable Computer
 Test Item : Harmonic Radiated Emission Data
 Test Date : 2021/02/01
 Test Mode : Mode 13 SISO B: Transmit (802.11ac-80BW_32.5Mbps) (5690MHz)

Vertical



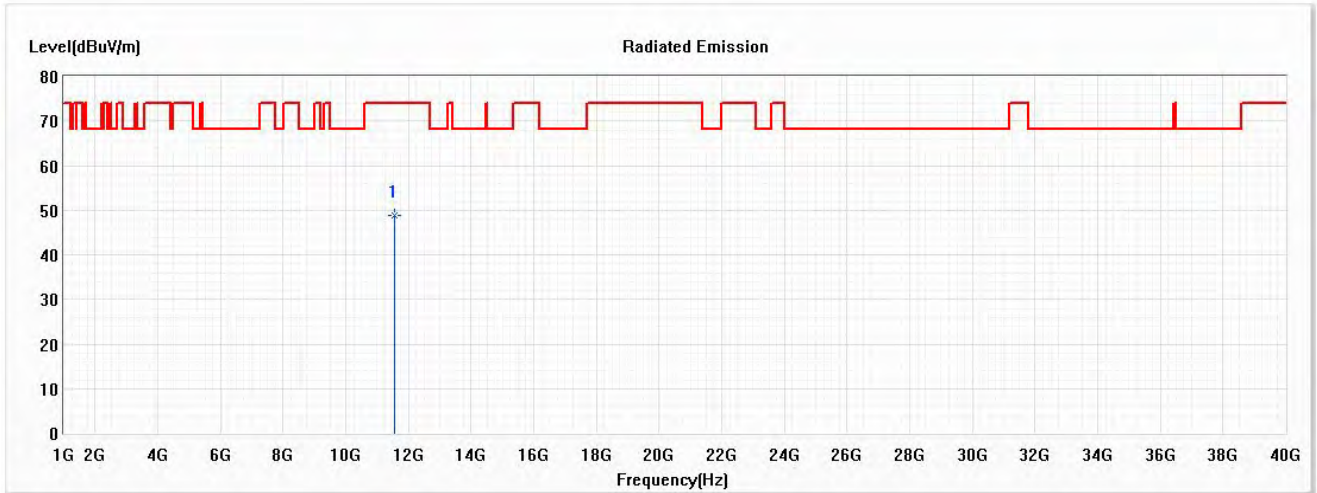
No	Frequency (MHz)	Emission Level (dBμV/m)	Limit (dBμV/m)	Margin (dB)	Reading Level (dBμV)	Correct Factor (dB)	Detector Type
* 1	11380.000	49.00	74.00	-25.00	43.93	5.07	PK

Note:

1. All Readings below 1GHz are Quasi-Peak, above 1GHz are performed with peak and/or average measurements as necessary.
2. Measurement Level = Reading Level + Correct Factor.
3. Correct Factor = Antenna factor + Cable loss – Amplifier gain.
4. The average measurement was not performed when the peak measured data under the limit of average detection.
5. The emission levels of other frequencies are very lower than the limit and not show in test report.

Product : Portable Computer
 Test Item : Harmonic Radiated Emission Data
 Test Date : 2021/02/01
 Test Mode : Mode 13 SISO B: Transmit (802.11ac-80BW_32.5Mbps) (5775MHz)

Horizontal



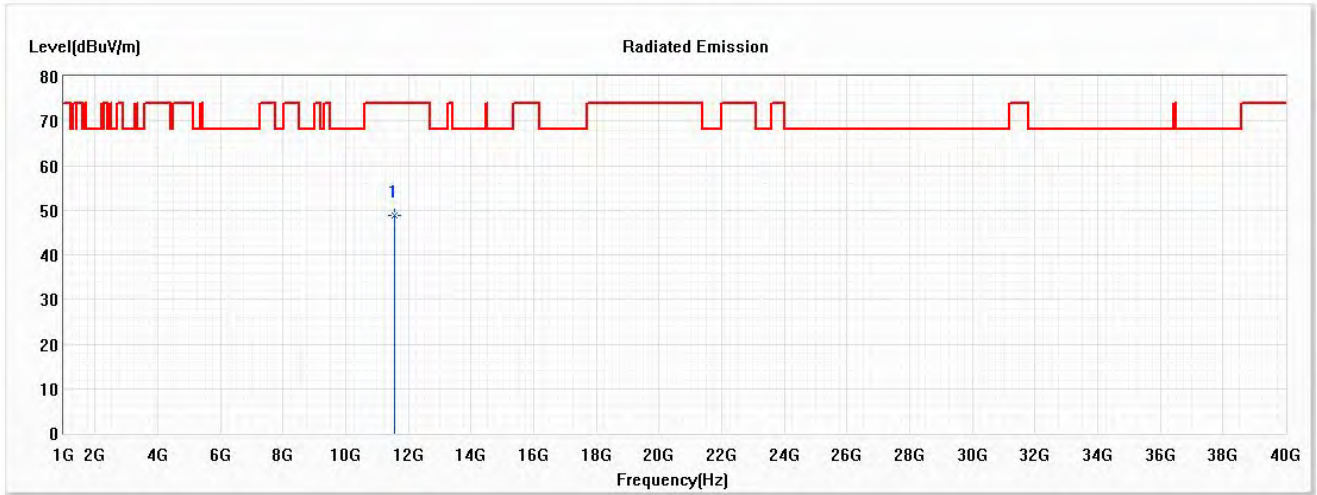
No	Frequency (MHz)	Emission Level (dBμV/m)	Limit (dBμV/m)	Margin (dB)	Reading Level (dBμV)	Correct Factor (dB)	Detector Type
* 1	11550.000	48.83	74.00	-25.17	43.48	5.35	PK

Note:

1. All Readings below 1GHz are Quasi-Peak, above 1GHz are performed with peak and/or average measurements as necessary.
2. Measurement Level = Reading Level + Correct Factor.
3. Correct Factor = Antenna factor + Cable loss –Amplifier gain.
4. The average measurement was not performed when the peak measured data under the limit of average detection.
5. The emission levels of other frequencies are very lower than the limit and not show in test report.

Product : Portable Computer
 Test Item : Harmonic Radiated Emission Data
 Test Date : 2021/02/01
 Test Mode : Mode 13 SISO B: Transmit (802.11ac-80BW_32.5Mbps) (5775MHz)

Vertical



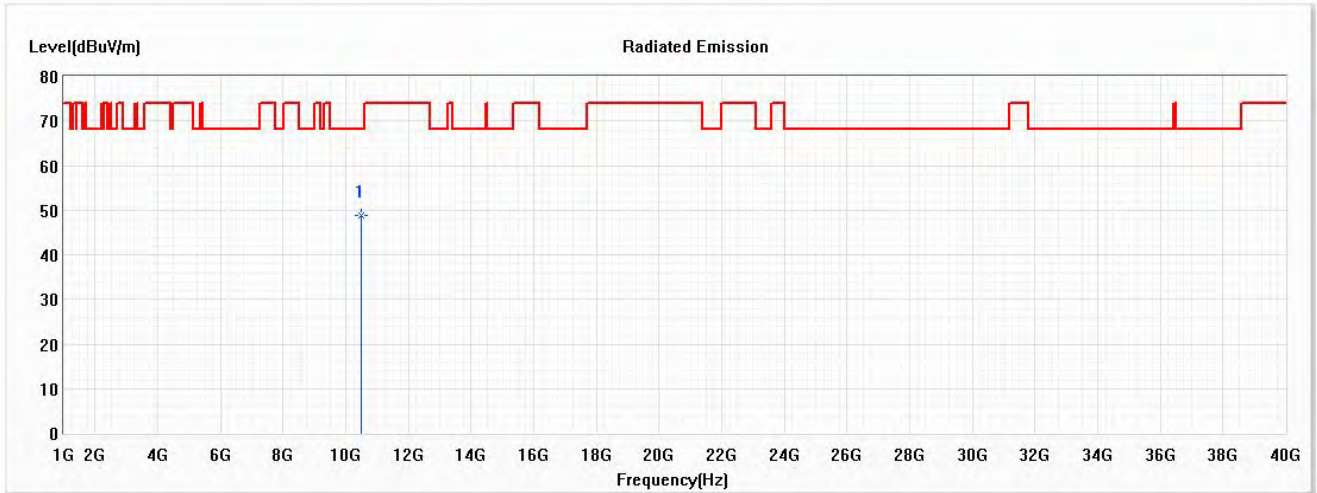
No	Frequency (MHz)	Emission Level (dBμV/m)	Limit (dBμV/m)	Margin (dB)	Reading Level (dBμV)	Correct Factor (dB)	Detector Type
* 1	11550.000	48.69	74.00	-25.31	43.34	5.35	PK

Note:

1. All Readings below 1GHz are Quasi-Peak, above 1GHz are performed with peak and/or average measurements as necessary.
2. Measurement Level = Reading Level + Correct Factor.
3. Correct Factor = Antenna factor + Cable loss – Amplifier gain.
4. The average measurement was not performed when the peak measured data under the limit of average detection.
5. The emission levels of other frequencies are very lower than the limit and not show in test report.

Product : Portable Computer
 Test Item : Harmonic Radiated Emission Data
 Test Date : 2021/02/01
 Test Mode : Mode 14 SISO B: Transmit (802.11ac-160BW_65Mbps) (5250MHz)

Horizontal



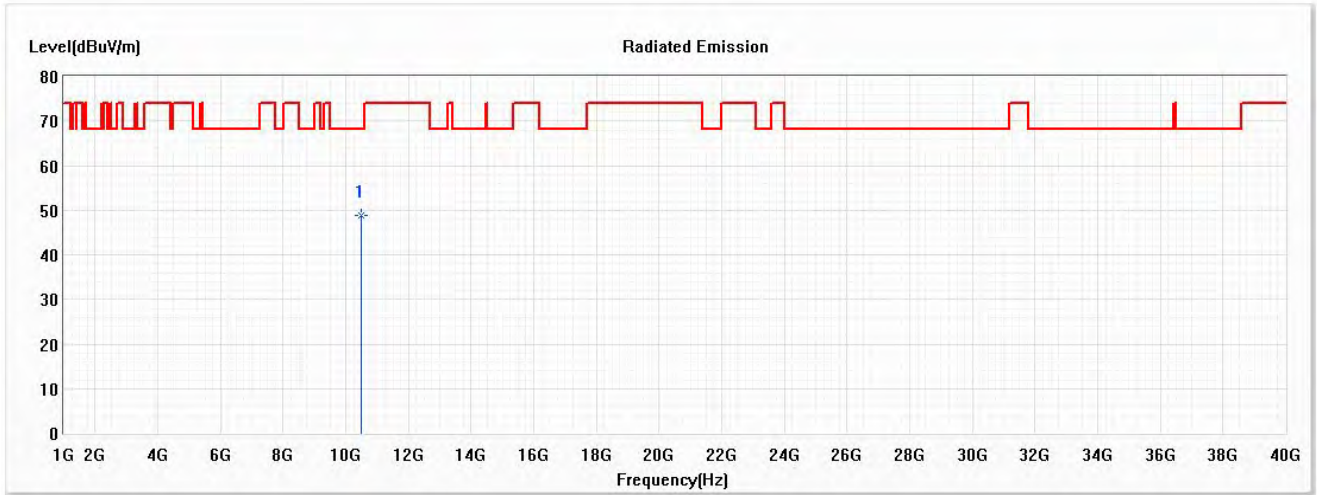
No	Frequency (MHz)	Emission Level (dBμV/m)	Limit (dBμV/m)	Margin (dB)	Reading Level (dBμV)	Correct Factor (dB)	Detector Type
* 1	10500.000	48.90	68.22	-19.32	44.28	4.62	PK

Note:

1. All Readings below 1GHz are Quasi-Peak, above 1GHz are performed with peak and/or average measurements as necessary.
2. Measurement Level = Reading Level + Correct Factor.
3. Correct Factor = Antenna factor + Cable loss – Amplifier gain.
4. The average measurement was not performed when the peak measured data under the limit of average detection.
5. The emission levels of other frequencies are very lower than the limit and not show in test report.

Product : Portable Computer
 Test Item : Harmonic Radiated Emission Data
 Test Date : 2021/02/01
 Test Mode : Mode 14 SISO B: Transmit (802.11ac-160BW_65Mbps) (5250MHz)

Vertical



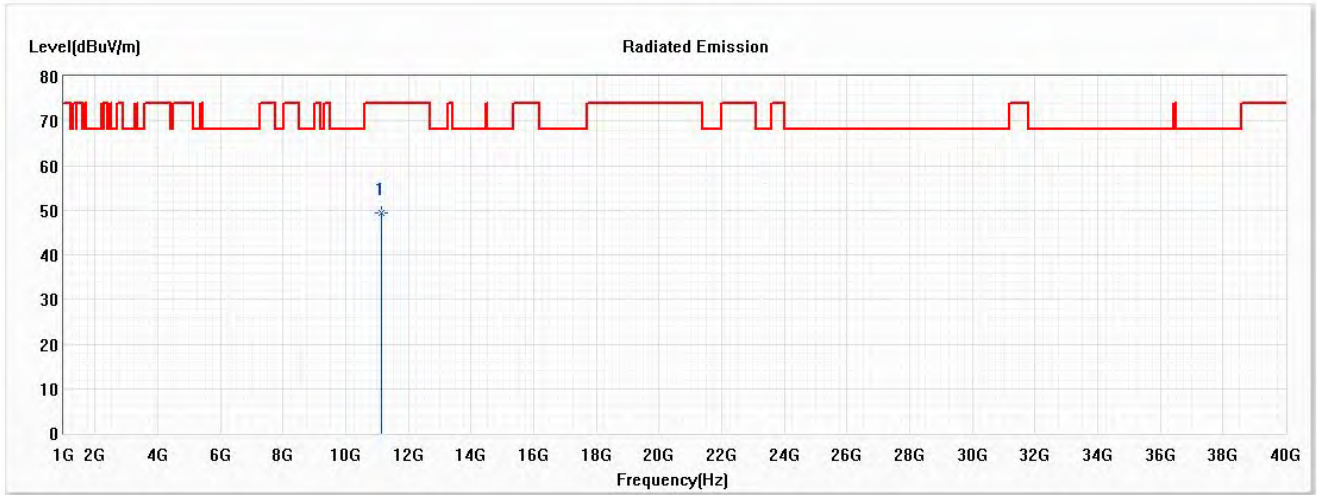
No	Frequency (MHz)	Emission Level (dBμV/m)	Limit (dBμV/m)	Margin (dB)	Reading Level (dBμV)	Correct Factor (dB)	Detector Type
* 1	10500.000	48.72	68.22	-19.50	44.10	4.62	PK

Note:

1. All Readings below 1GHz are Quasi-Peak, above 1GHz are performed with peak and/or average measurements as necessary.
2. Measurement Level = Reading Level + Correct Factor.
3. Correct Factor = Antenna factor + Cable loss – Amplifier gain.
4. The average measurement was not performed when the peak measured data under the limit of average detection.
5. The emission levels of other frequencies are very lower than the limit and not show in test report.

Product : Portable Computer
 Test Item : Harmonic Radiated Emission Data
 Test Date : 2021/02/01
 Test Mode : Mode 14 SISO B: Transmit (802.11ac-160BW_65Mbps) (5570MHz)

Horizontal



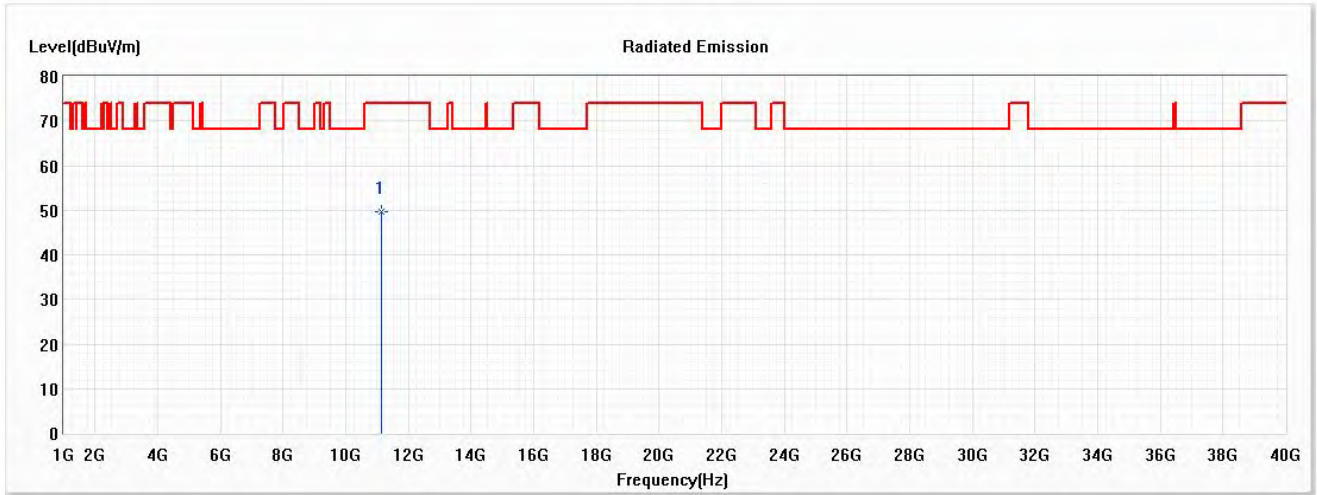
No	Frequency (MHz)	Emission Level (dBμV/m)	Limit (dBμV/m)	Margin (dB)	Reading Level (dBμV)	Correct Factor (dB)	Detector Type
* 1	11140.000	49.36	74.00	-24.64	44.52	4.84	PK

Note:

1. All Readings below 1GHz are Quasi-Peak, above 1GHz are performed with peak and/or average measurements as necessary.
2. Measurement Level = Reading Level + Correct Factor.
3. Correct Factor = Antenna factor + Cable loss – Amplifier gain.
4. The average measurement was not performed when the peak measured data under the limit of average detection.
5. The emission levels of other frequencies are very lower than the limit and not show in test report.

Product : Portable Computer
 Test Item : Harmonic Radiated Emission Data
 Test Date : 2021/02/01
 Test Mode : Mode 14 SISO B: Transmit (802.11ac-160BW_65Mbps) (5570MHz)

Vertical



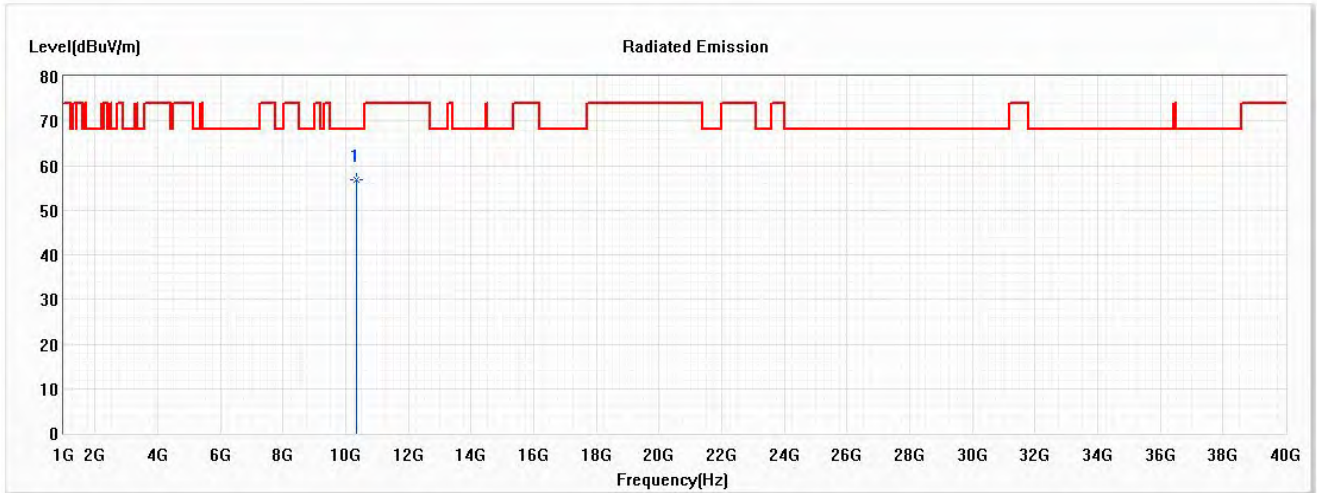
No	Frequency (MHz)	Emission Level (dBμV/m)	Limit (dBμV/m)	Margin (dB)	Reading Level (dBμV)	Correct Factor (dB)	Detector Type
* 1	11140.000	49.55	74.00	-24.45	44.71	4.84	PK

Note:

1. All Readings below 1GHz are Quasi-Peak, above 1GHz are performed with peak and/or average measurements as necessary.
2. Measurement Level = Reading Level + Correct Factor.
3. Correct Factor = Antenna factor + Cable loss – Amplifier gain.
4. The average measurement was not performed when the peak measured data under the limit of average detection.
5. The emission levels of other frequencies are very lower than the limit and not show in test report.

Product : Portable Computer
 Test Item : Harmonic Radiated Emission Data
 Test Date : 2021/02/02
 Test Mode : Mode 19 MIMO: Transmit (802.11n-20BW_14.4Mbps) (5180MHz)

Horizontal



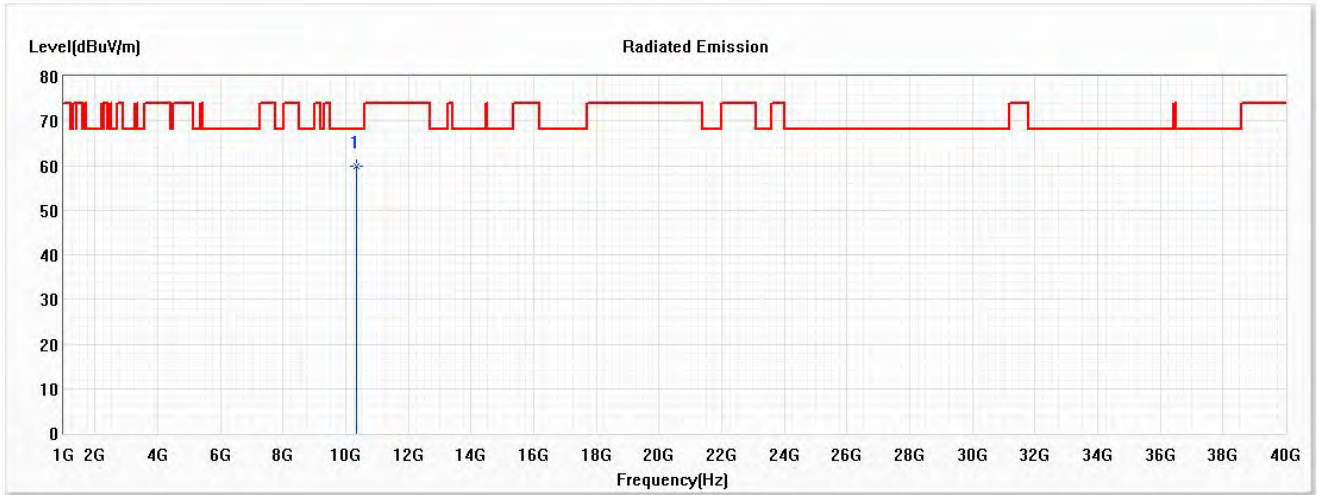
No	Frequency (MHz)	Emission Level (dBμV/m)	Limit (dBμV/m)	Margin (dB)	Reading Level (dBμV)	Correct Factor (dB)	Detector Type
* 1	10360.000	56.93	68.22	-11.29	52.42	4.51	PK

Note:

1. All Readings below 1GHz are Quasi-Peak, above 1GHz are performed with peak and/or average measurements as necessary.
2. Measurement Level = Reading Level + Correct Factor.
3. Correct Factor = Antenna factor + Cable loss – Amplifier gain.
4. The average measurement was not performed when the peak measured data under the limit of average detection.
5. The emission levels of other frequencies are very lower than the limit and not show in test report.

Product : Portable Computer
 Test Item : Harmonic Radiated Emission Data
 Test Date : 2021/02/02
 Test Mode : Mode 19 MIMO: Transmit (802.11n-20BW_14.4Mbps) (5180MHz)

Vertical



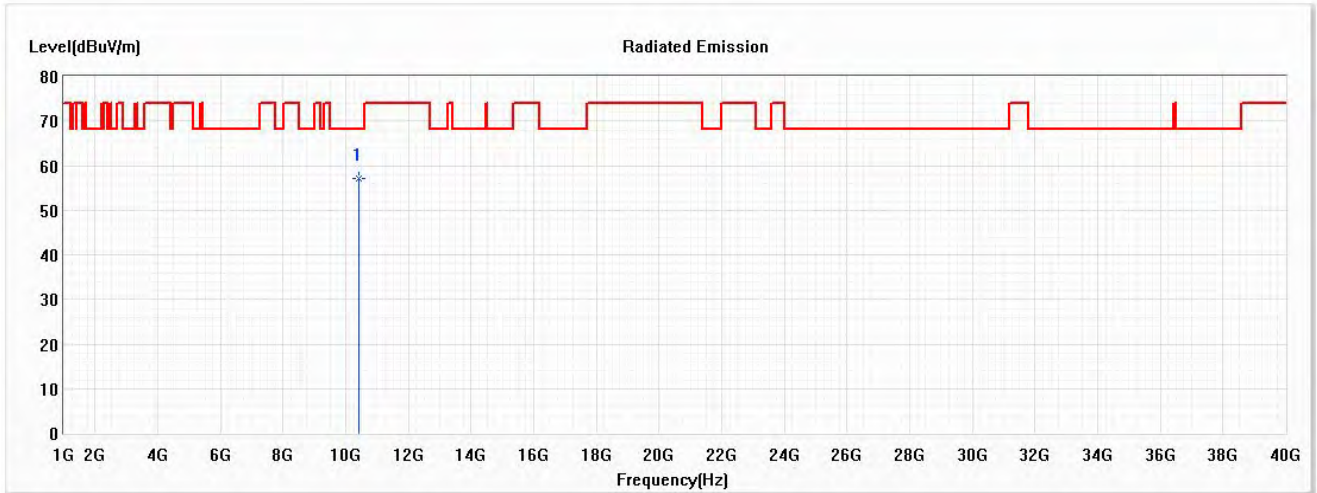
No	Frequency (MHz)	Emission Level (dBμV/m)	Limit (dBμV/m)	Margin (dB)	Reading Level (dBμV)	Correct Factor (dB)	Detector Type
* 1	10360.000	59.88	68.22	-8.34	55.37	4.51	PK

Note:

1. All Readings below 1GHz are Quasi-Peak, above 1GHz are performed with peak and/or average measurements as necessary.
2. Measurement Level = Reading Level + Correct Factor.
3. Correct Factor = Antenna factor + Cable loss – Amplifier gain.
4. The average measurement was not performed when the peak measured data under the limit of average detection.
5. The emission levels of other frequencies are very lower than the limit and not show in test report.

Product : Portable Computer
 Test Item : Harmonic Radiated Emission Data
 Test Date : 2021/02/02
 Test Mode : Mode 19 MIMO: Transmit (802.11n-20BW_14.4Mbps) (5200MHz)

Horizontal



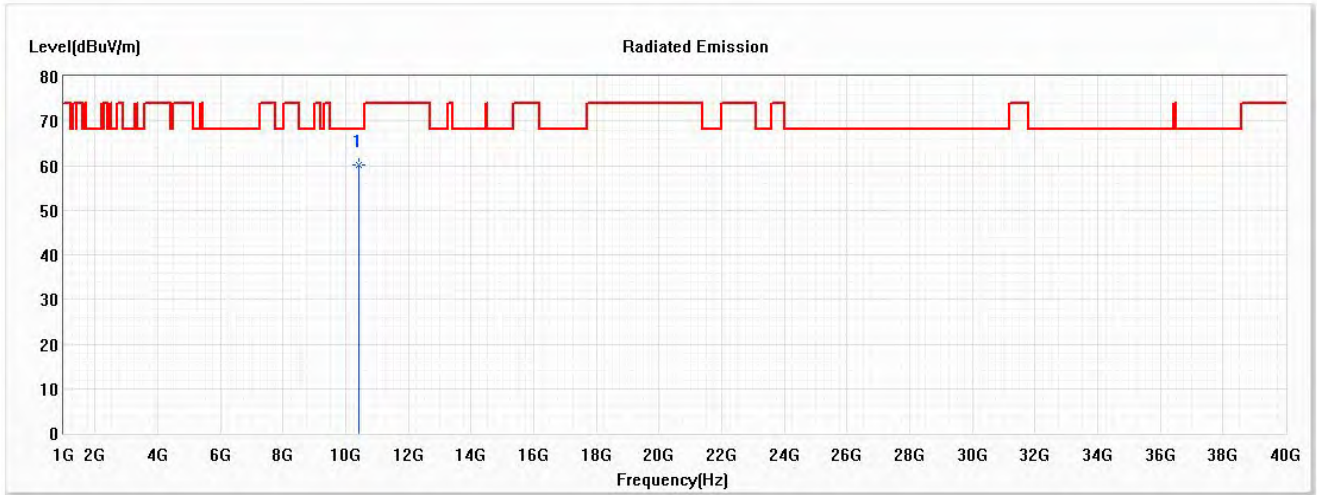
No	Frequency (MHz)	Emission Level (dBμV/m)	Limit (dBμV/m)	Margin (dB)	Reading Level (dBμV)	Correct Factor (dB)	Detector Type
* 1	10400.000	57.10	68.22	-11.12	52.57	4.53	PK

Note:

1. All Readings below 1GHz are Quasi-Peak, above 1GHz are performed with peak and/or average measurements as necessary.
2. Measurement Level = Reading Level + Correct Factor.
3. Correct Factor = Antenna factor + Cable loss – Amplifier gain.
4. The average measurement was not performed when the peak measured data under the limit of average detection.
5. The emission levels of other frequencies are very lower than the limit and not show in test report.

Product : Portable Computer
 Test Item : Harmonic Radiated Emission Data
 Test Date : 2021/02/02
 Test Mode : Mode 19 MIMO: Transmit (802.11n-20BW_14.4Mbps) (5200MHz)

Vertical



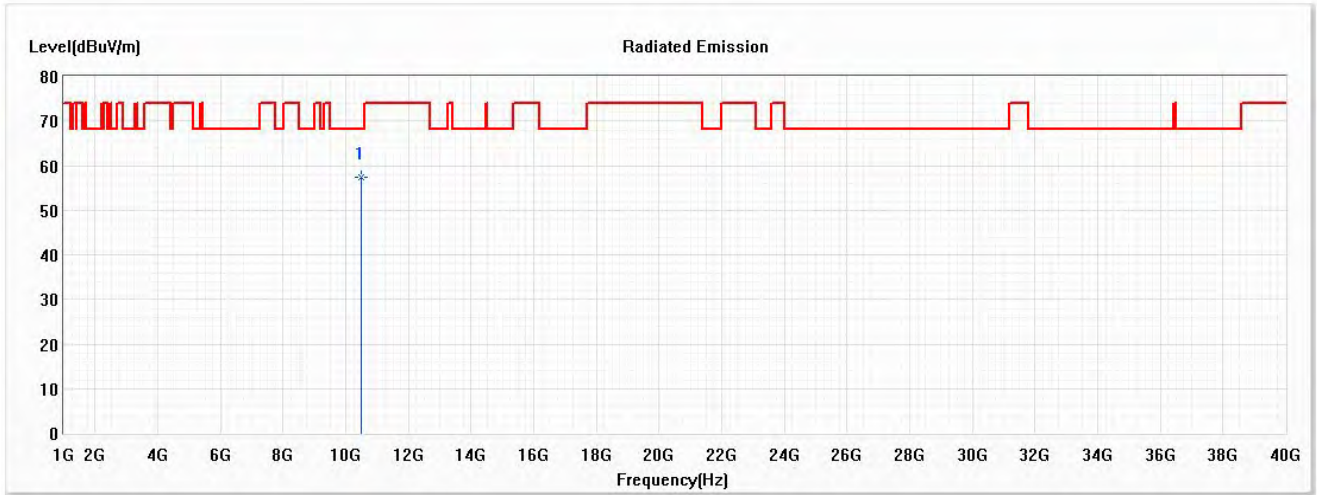
No	Frequency (MHz)	Emission Level (dBμV/m)	Limit (dBμV/m)	Margin (dB)	Reading Level (dBμV)	Correct Factor (dB)	Detector Type
* 1	10400.000	60.18	68.22	-8.04	55.65	4.53	PK

Note:

1. All Readings below 1GHz are Quasi-Peak, above 1GHz are performed with peak and/or average measurements as necessary.
2. Measurement Level = Reading Level + Correct Factor.
3. Correct Factor = Antenna factor + Cable loss – Amplifier gain.
4. The average measurement was not performed when the peak measured data under the limit of average detection.
5. The emission levels of other frequencies are very lower than the limit and not show in test report.

Product : Portable Computer
 Test Item : Harmonic Radiated Emission Data
 Test Date : 2021/02/02
 Test Mode : Mode 19 MIMO: Transmit (802.11n-20BW_14.4Mbps) (5240MHz)

Horizontal



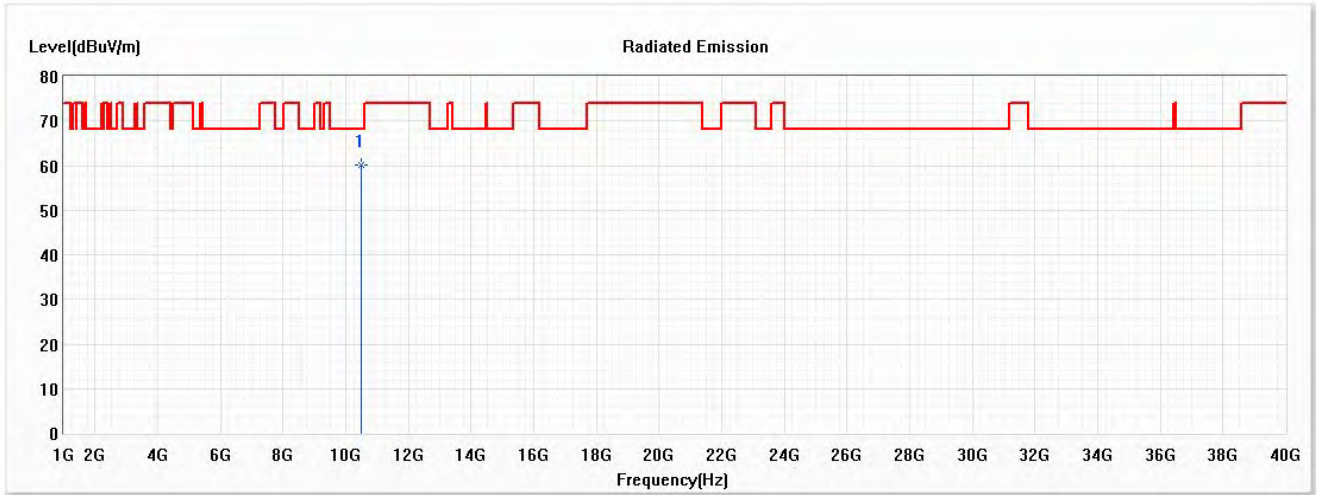
No	Frequency (MHz)	Emission Level (dBμV/m)	Limit (dBμV/m)	Margin (dB)	Reading Level (dBμV)	Correct Factor (dB)	Detector Type
* 1	10480.000	57.26	68.22	-10.96	52.61	4.65	PK

Note:

1. All Readings below 1GHz are Quasi-Peak, above 1GHz are performed with peak and/or average measurements as necessary.
2. Measurement Level = Reading Level + Correct Factor.
3. Correct Factor = Antenna factor + Cable loss – Amplifier gain.
4. The average measurement was not performed when the peak measured data under the limit of average detection.
5. The emission levels of other frequencies are very lower than the limit and not show in test report.

Product : Portable Computer
 Test Item : Harmonic Radiated Emission Data
 Test Date : 2021/02/02
 Test Mode : Mode 19 MIMO: Transmit (802.11n-20BW_14.4Mbps) (5240MHz)

Vertical



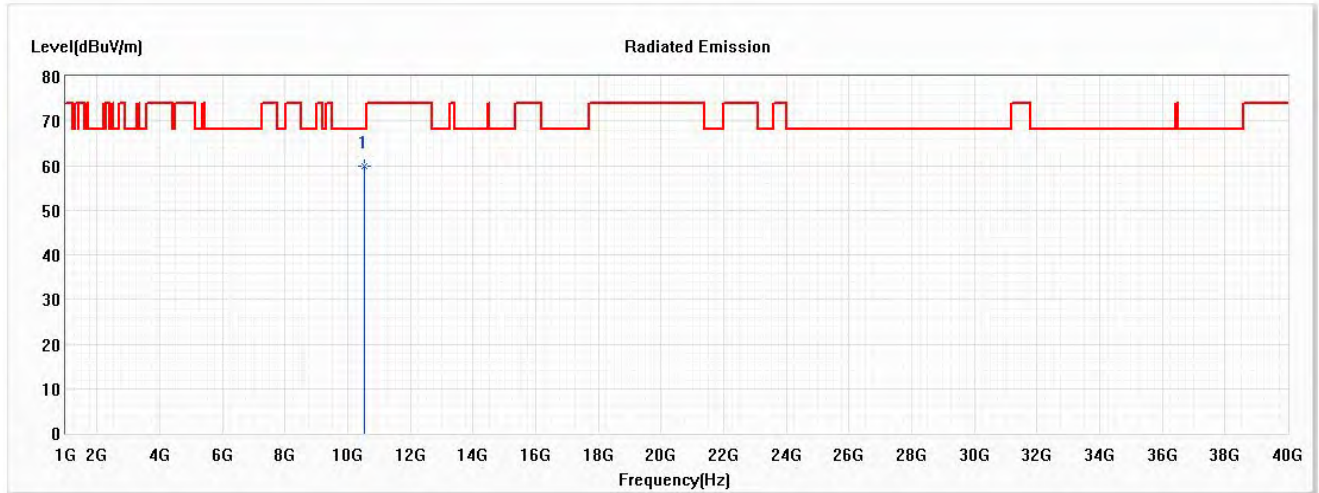
No	Frequency (MHz)	Emission Level (dBμV/m)	Limit (dBμV/m)	Margin (dB)	Reading Level (dBμV)	Correct Factor (dB)	Detector Type
* 1	10480.000	60.15	68.22	-8.07	55.50	4.65	PK

Note:

1. All Readings below 1GHz are Quasi-Peak, above 1GHz are performed with peak and/or average measurements as necessary.
2. Measurement Level = Reading Level + Correct Factor.
3. Correct Factor = Antenna factor + Cable loss – Amplifier gain.
4. The average measurement was not performed when the peak measured data under the limit of average detection.
5. The emission levels of other frequencies are very lower than the limit and not show in test report.

Product : Portable Computer
 Test Item : Harmonic Radiated Emission Data
 Test Date : 2021/02/02
 Test Mode : Mode 19 MIMO: Transmit (802.11n-20BW_14.4Mbps) (5260MHz)

Horizontal



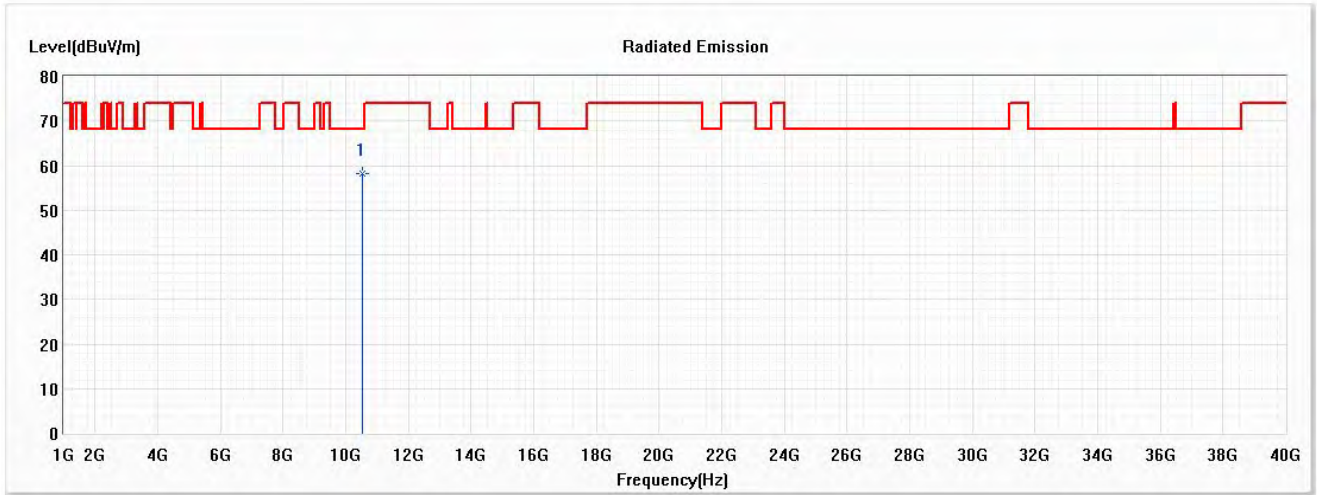
No	Frequency (MHz)	Emission Level (dBμV/m)	Limit (dBμV/m)	Margin (dB)	Reading Level (dBμV)	Correct Factor (dB)	Detector Type
* 1	10520.000	59.83	68.22	-8.39	55.20	4.63	PK

Note:

1. All Readings below 1GHz are Quasi-Peak, above 1GHz are performed with peak and/or average measurements as necessary.
2. Measurement Level = Reading Level + Correct Factor.
3. Correct Factor = Antenna factor + Cable loss – Amplifier gain.
4. The average measurement was not performed when the peak measured data under the limit of average detection.
5. The emission levels of other frequencies are very lower than the limit and not show in test report.

Product : Portable Computer
 Test Item : Harmonic Radiated Emission Data
 Test Date : 2021/02/02
 Test Mode : Mode 19 MIMO: Transmit (802.11n-20BW_14.4Mbps) (5260MHz)

Vertical



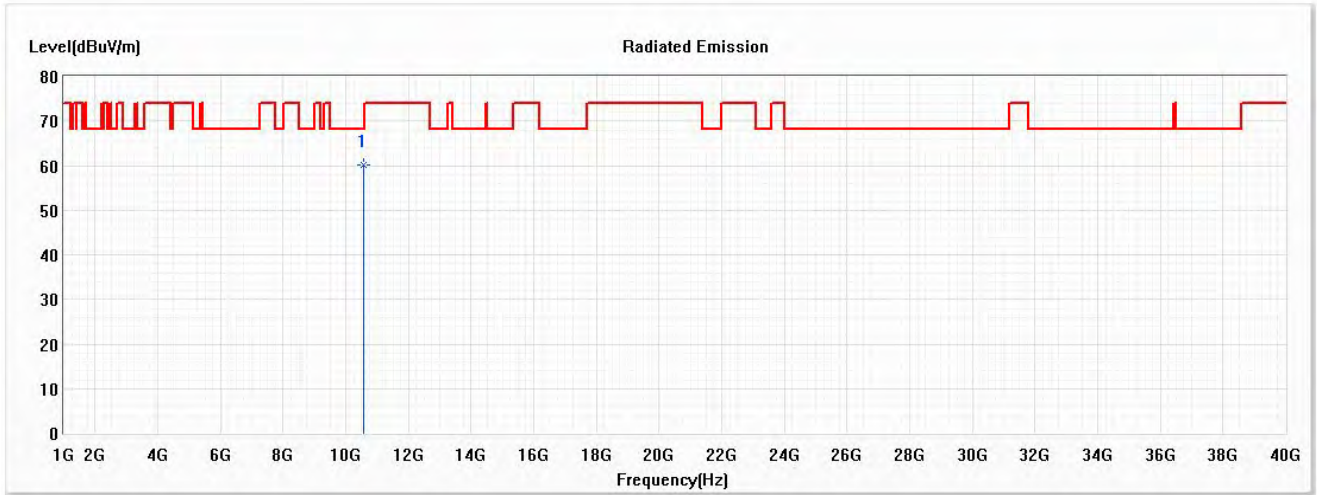
No	Frequency (MHz)	Emission Level (dBμV/m)	Limit (dBμV/m)	Margin (dB)	Reading Level (dBμV)	Correct Factor (dB)	Detector Type
* 1	10520.000	58.09	68.22	-10.13	53.46	4.63	PK

Note:

1. All Readings below 1GHz are Quasi-Peak, above 1GHz are performed with peak and/or average measurements as necessary.
2. Measurement Level = Reading Level + Correct Factor.
3. Correct Factor = Antenna factor + Cable loss – Amplifier gain.
4. The average measurement was not performed when the peak measured data under the limit of average detection.
5. The emission levels of other frequencies are very lower than the limit and not show in test report.

Product : Portable Computer
 Test Item : Harmonic Radiated Emission Data
 Test Date : 2021/02/02
 Test Mode : Mode 19 MIMO: Transmit (802.11n-20BW_14.4Mbps) (5280MHz)

Horizontal



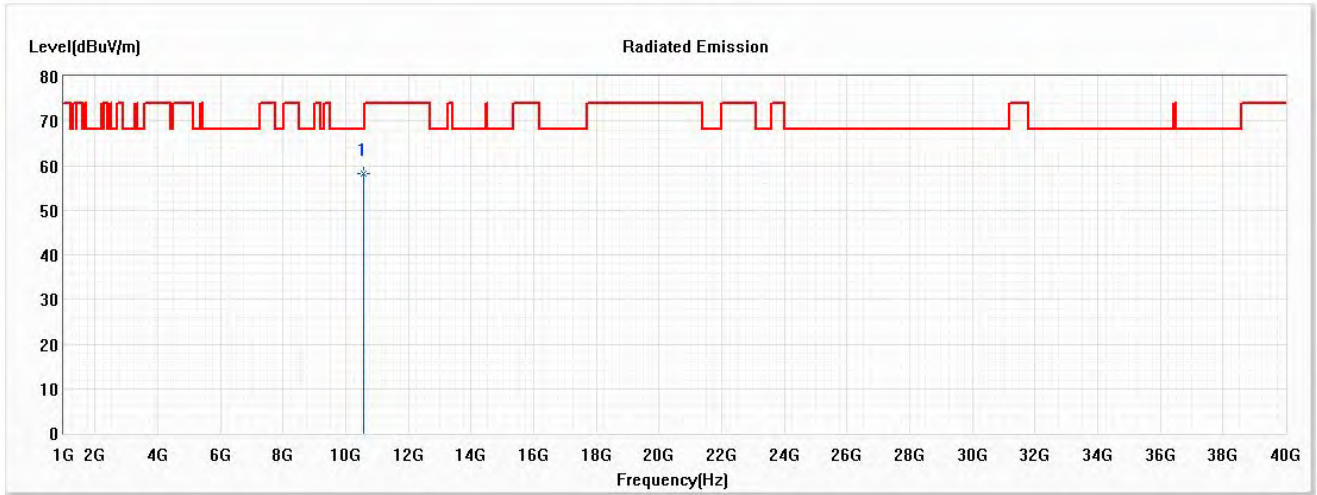
No	Frequency (MHz)	Emission Level (dBμV/m)	Limit (dBμV/m)	Margin (dB)	Reading Level (dBμV)	Correct Factor (dB)	Detector Type
* 1	10560.000	60.14	68.22	-8.08	55.52	4.62	PK

Note:

1. All Readings below 1GHz are Quasi-Peak, above 1GHz are performed with peak and/or average measurements as necessary.
2. Measurement Level = Reading Level + Correct Factor.
3. Correct Factor = Antenna factor + Cable loss – Amplifier gain.
4. The average measurement was not performed when the peak measured data under the limit of average detection.
5. The emission levels of other frequencies are very lower than the limit and not show in test report.

Product : Portable Computer
 Test Item : Harmonic Radiated Emission Data
 Test Date : 2021/02/02
 Test Mode : Mode 19 MIMO: Transmit (802.11n-20BW_14.4Mbps) (5280MHz)

Vertical



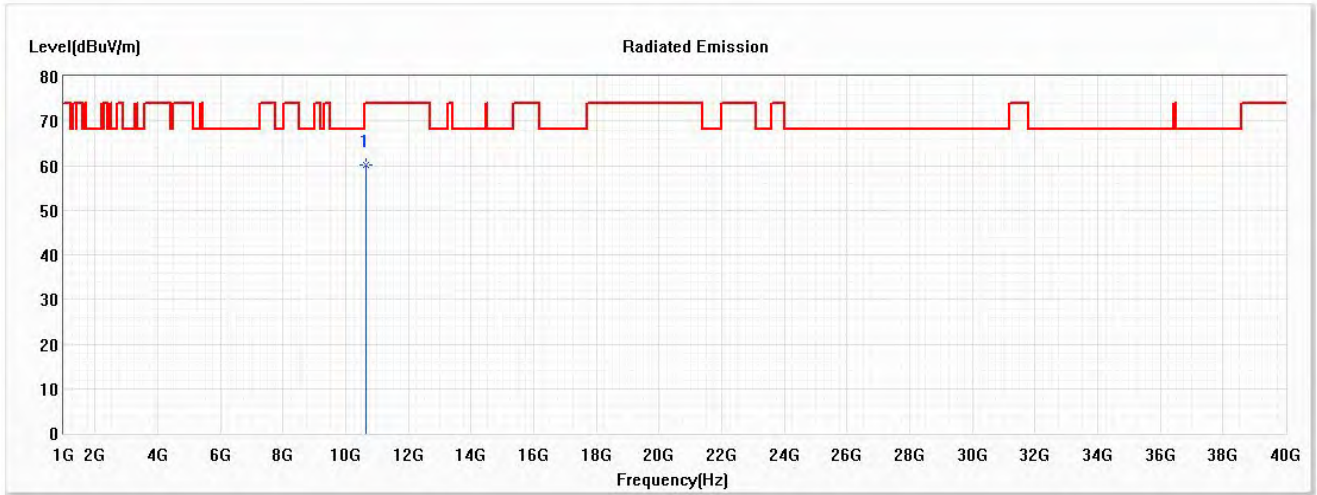
No	Frequency (MHz)	Emission Level (dBμV/m)	Limit (dBμV/m)	Margin (dB)	Reading Level (dBμV)	Correct Factor (dB)	Detector Type
* 1	10560.000	58.23	68.22	-9.99	53.61	4.62	PK

Note:

1. All Readings below 1GHz are Quasi-Peak, above 1GHz are performed with peak and/or average measurements as necessary.
2. Measurement Level = Reading Level + Correct Factor.
3. Correct Factor = Antenna factor + Cable loss – Amplifier gain.
4. The average measurement was not performed when the peak measured data under the limit of average detection.
5. The emission levels of other frequencies are very lower than the limit and not show in test report.

Product : Portable Computer
 Test Item : Harmonic Radiated Emission Data
 Test Date : 2021/02/02
 Test Mode : Mode 19 MIMO: Transmit (802.11n-20BW_14.4Mbps) (5320MHz)

Horizontal



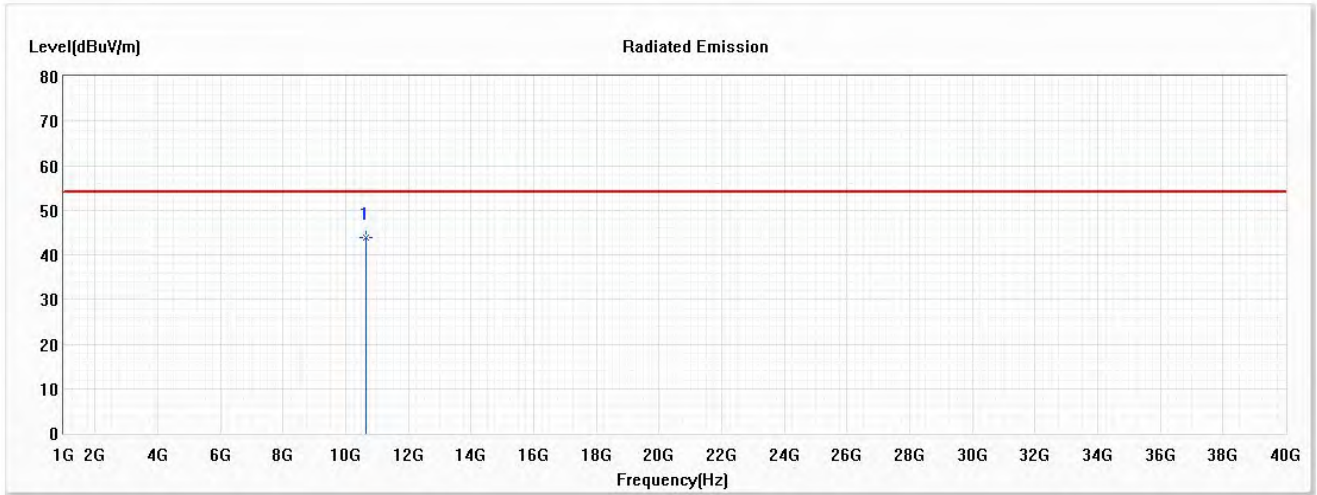
No	Frequency (MHz)	Emission Level (dBμV/m)	Limit (dBμV/m)	Margin (dB)	Reading Level (dBμV)	Correct Factor (dB)	Detector Type
* 1	10640.000	60.01	74.00	-13.99	55.34	4.67	PK

Note:

1. All Readings below 1GHz are Quasi-Peak, above 1GHz are performed with peak and/or average measurements as necessary.
2. Measurement Level = Reading Level + Correct Factor.
3. Correct Factor = Antenna factor + Cable loss – Amplifier gain.
4. The average measurement was not performed when the peak measured data under the limit of average detection.
5. The emission levels of other frequencies are very lower than the limit and not show in test report.

Product : Portable Computer
 Test Item : Harmonic Radiated Emission Data
 Test Date : 2021/02/02
 Test Mode : Mode 19 MIMO: Transmit (802.11n-20BW_14.4Mbps) (5320MHz)

Horizontal



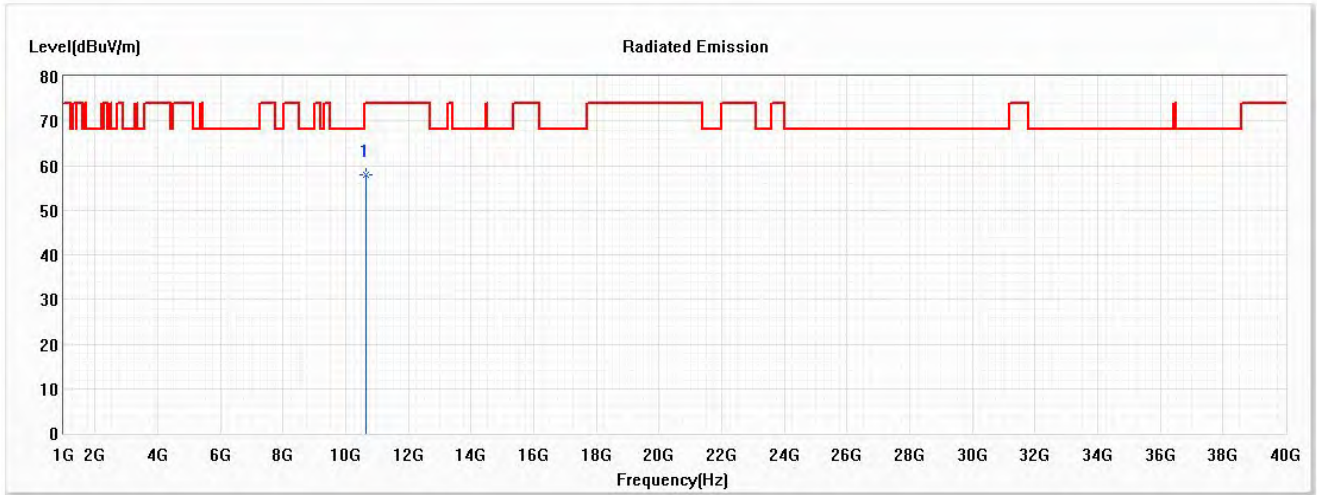
No	Frequency (MHz)	Emission Level (dBμV/m)	Limit (dBμV/m)	Margin (dB)	Reading Level (dBμV)	Correct Factor (dB)	Detector Type
* 1	10640.000	43.89	54.00	-10.11	39.22	4.67	AV

Note:

1. All Readings below 1GHz are Quasi-Peak, above 1GHz are performed with peak and/or average measurements as necessary.
2. Measurement Level = Reading Level + Correct Factor.
3. Correct Factor = Antenna factor + Cable loss – Amplifier gain.
4. The average measurement was not performed when the peak measured data under the limit of average detection.
5. The emission levels of other frequencies are very lower than the limit and not show in test report.

Product : Portable Computer
 Test Item : Harmonic Radiated Emission Data
 Test Date : 2021/02/02
 Test Mode : Mode 19 MIMO: Transmit (802.11n-20BW_14.4Mbps) (5320MHz)

Vertical



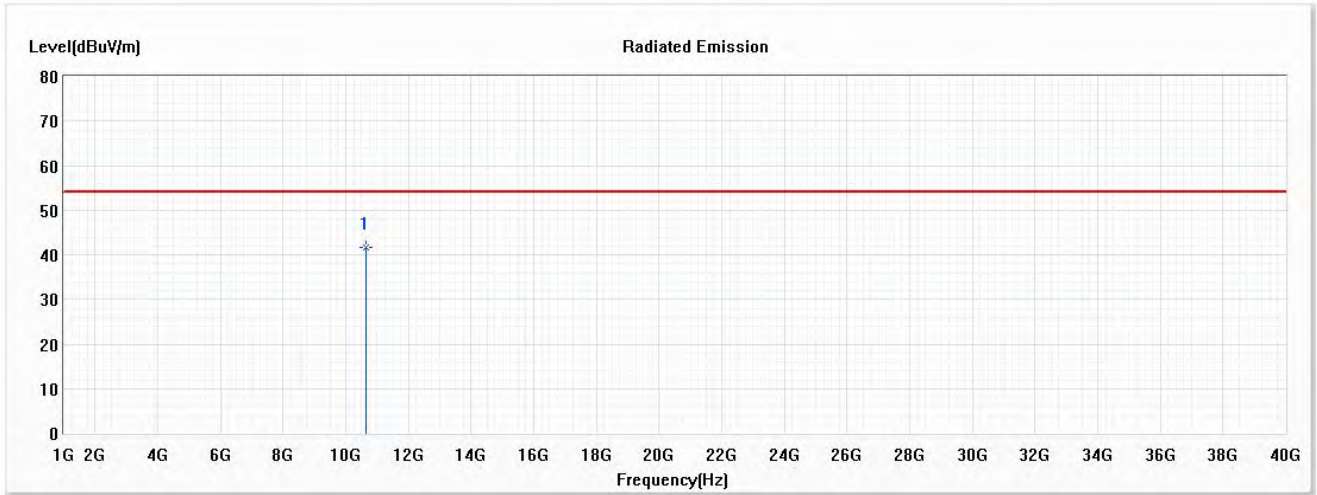
No	Frequency (MHz)	Emission Level (dBμV/m)	Limit (dBμV/m)	Margin (dB)	Reading Level (dBμV)	Correct Factor (dB)	Detector Type
* 1	10640.000	57.94	74.00	-16.06	53.27	4.67	PK

Note:

1. All Readings below 1GHz are Quasi-Peak, above 1GHz are performed with peak and/or average measurements as necessary.
2. Measurement Level = Reading Level + Correct Factor.
3. Correct Factor = Antenna factor + Cable loss – Amplifier gain.
4. The average measurement was not performed when the peak measured data under the limit of average detection.
5. The emission levels of other frequencies are very lower than the limit and not show in test report.

Product : Portable Computer
 Test Item : Harmonic Radiated Emission Data
 Test Date : 2021/02/02
 Test Mode : Mode 19 MIMO: Transmit (802.11n-20BW_14.4Mbps) (5320MHz)

Vertical



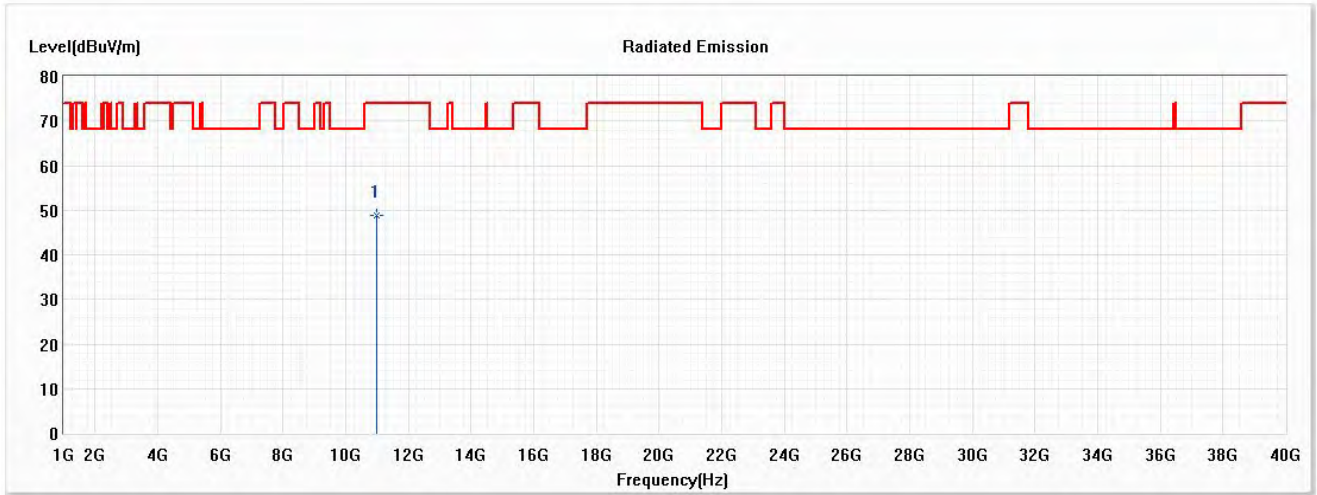
No	Frequency (MHz)	Emission Level (dBμV/m)	Limit (dBμV/m)	Margin (dB)	Reading Level (dBμV)	Correct Factor (dB)	Detector Type
* 1	10640.000	41.68	54.00	-12.32	37.01	4.67	AV

Note:

1. All Readings below 1GHz are Quasi-Peak, above 1GHz are performed with peak and/or average measurements as necessary.
2. Measurement Level = Reading Level + Correct Factor.
3. Correct Factor = Antenna factor + Cable loss – Amplifier gain.
4. The average measurement was not performed when the peak measured data under the limit of average detection.
5. The emission levels of other frequencies are very lower than the limit and not show in test report.

Product : Portable Computer
 Test Item : Harmonic Radiated Emission Data
 Test Date : 2021/02/02
 Test Mode : Mode 19 MIMO: Transmit (802.11n-20BW_14.4Mbps) (5500MHz)

Horizontal



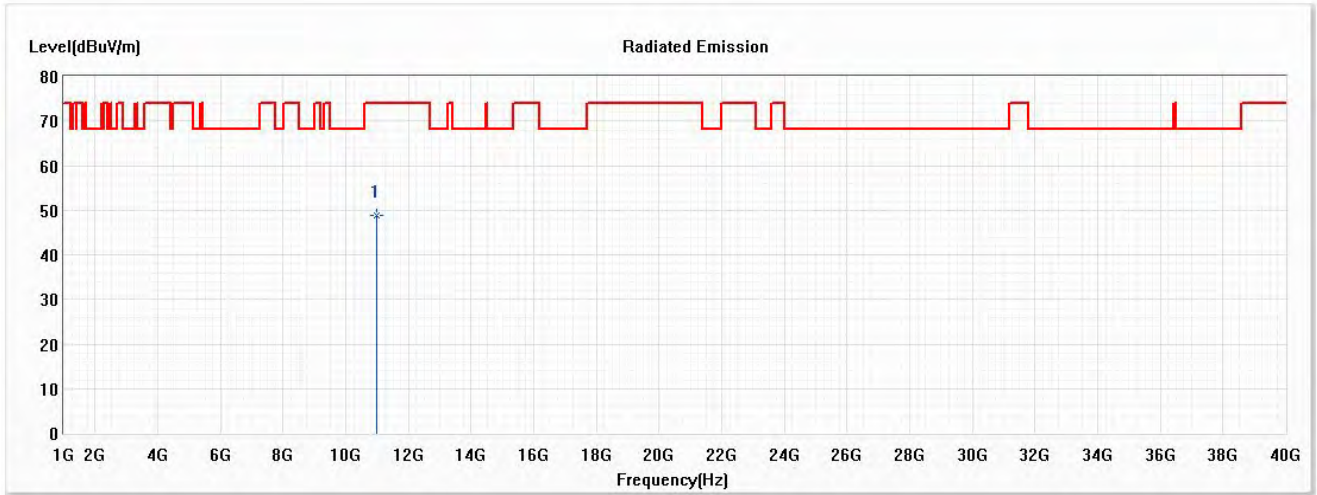
No	Frequency (MHz)	Emission Level (dBμV/m)	Limit (dBμV/m)	Margin (dB)	Reading Level (dBμV)	Correct Factor (dB)	Detector Type
* 1	11000.000	48.70	74.00	-25.30	44.08	4.62	PK

Note:

1. All Readings below 1GHz are Quasi-Peak, above 1GHz are performed with peak and/or average measurements as necessary.
2. Measurement Level = Reading Level + Correct Factor.
3. Correct Factor = Antenna factor + Cable loss – Amplifier gain.
4. The average measurement was not performed when the peak measured data under the limit of average detection.
5. The emission levels of other frequencies are very lower than the limit and not show in test report.

Product : Portable Computer
 Test Item : Harmonic Radiated Emission Data
 Test Date : 2021/02/02
 Test Mode : Mode 19 MIMO: Transmit (802.11n-20BW_14.4Mbps) (5500MHz)

Vertical



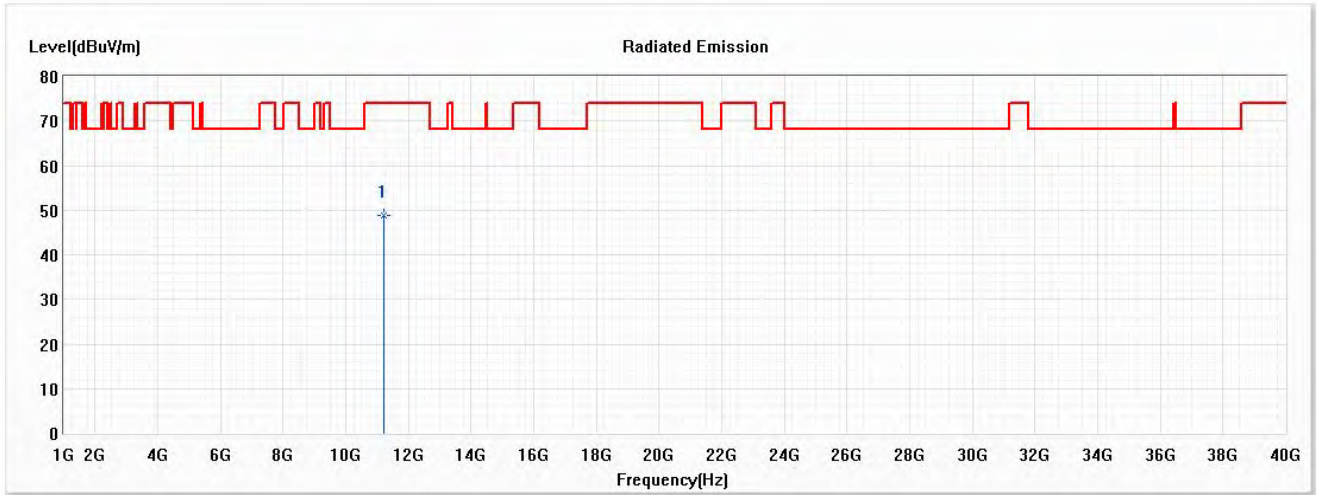
No	Frequency (MHz)	Emission Level (dBμV/m)	Limit (dBμV/m)	Margin (dB)	Reading Level (dBμV)	Correct Factor (dB)	Detector Type
* 1	11000.000	48.84	74.00	-25.16	44.22	4.62	PK

Note:

1. All Readings below 1GHz are Quasi-Peak, above 1GHz are performed with peak and/or average measurements as necessary.
2. Measurement Level = Reading Level + Correct Factor.
3. Correct Factor = Antenna factor + Cable loss – Amplifier gain.
4. The average measurement was not performed when the peak measured data under the limit of average detection.
5. The emission levels of other frequencies are very lower than the limit and not show in test report.

Product : Portable Computer
 Test Item : Harmonic Radiated Emission Data
 Test Date : 2021/02/02
 Test Mode : Mode 19 MIMO: Transmit (802.11n-20BW_14.4Mbps) (5600MHz)

Horizontal



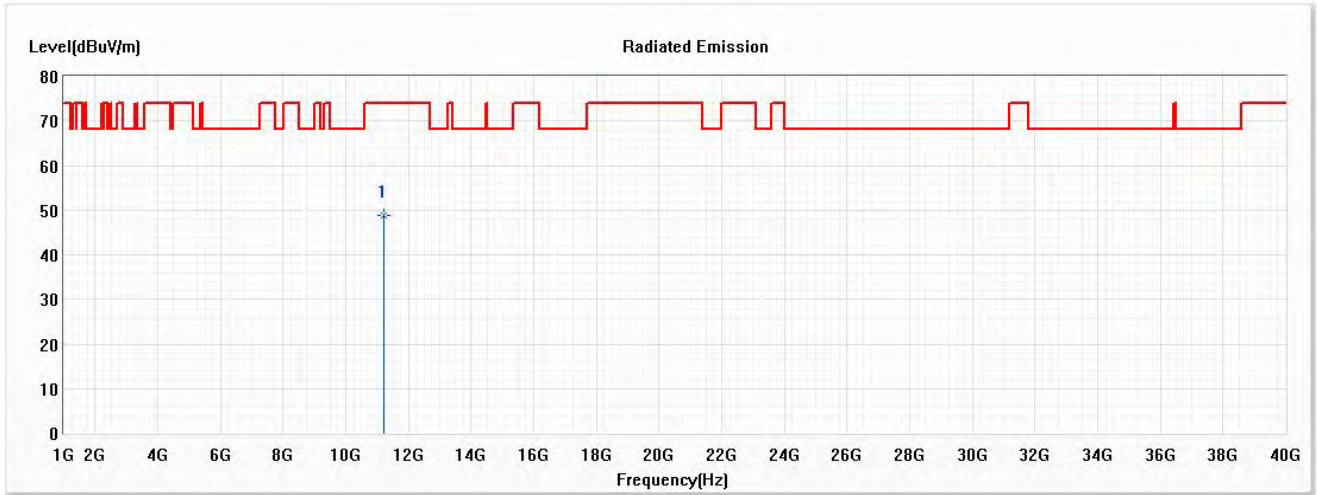
No	Frequency (MHz)	Emission Level (dBμV/m)	Limit (dBμV/m)	Margin (dB)	Reading Level (dBμV)	Correct Factor (dB)	Detector Type
* 1	11200.000	48.75	74.00	-25.25	43.84	4.91	PK

Note:

1. All Readings below 1GHz are Quasi-Peak, above 1GHz are performed with peak and/or average measurements as necessary.
2. Measurement Level = Reading Level + Correct Factor.
3. Correct Factor = Antenna factor + Cable loss – Amplifier gain.
4. The average measurement was not performed when the peak measured data under the limit of average detection.
5. The emission levels of other frequencies are very lower than the limit and not show in test report.

Product : Portable Computer
 Test Item : Harmonic Radiated Emission Data
 Test Date : 2021/02/02
 Test Mode : Mode 19 MIMO: Transmit (802.11n-20BW_14.4Mbps) (5600MHz)

Vertical



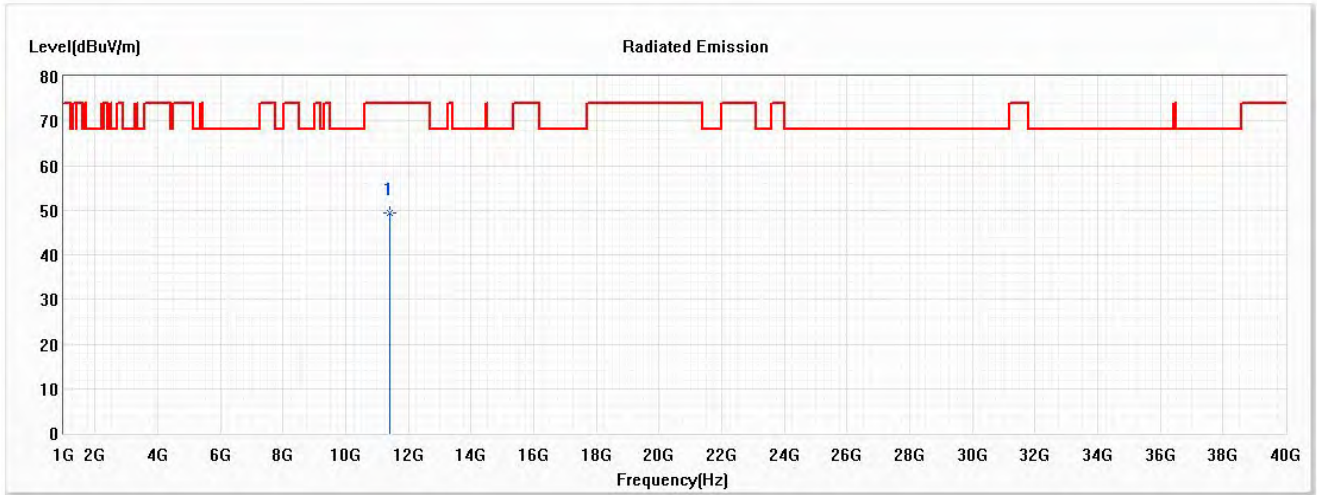
No	Frequency (MHz)	Emission Level (dBμV/m)	Limit (dBμV/m)	Margin (dB)	Reading Level (dBμV)	Correct Factor (dB)	Detector Type
* 1	11200.000	48.91	74.00	-25.09	44.00	4.91	PK

Note:

1. All Readings below 1GHz are Quasi-Peak, above 1GHz are performed with peak and/or average measurements as necessary.
2. Measurement Level = Reading Level + Correct Factor.
3. Correct Factor = Antenna factor + Cable loss – Amplifier gain.
4. The average measurement was not performed when the peak measured data under the limit of average detection.
5. The emission levels of other frequencies are very lower than the limit and not show in test report.

Product : Portable Computer
 Test Item : Harmonic Radiated Emission Data
 Test Date : 2021/02/02
 Test Mode : Mode 19 MIMO: Transmit (802.11n-20BW_14.4Mbps) (5700MHz)

Horizontal



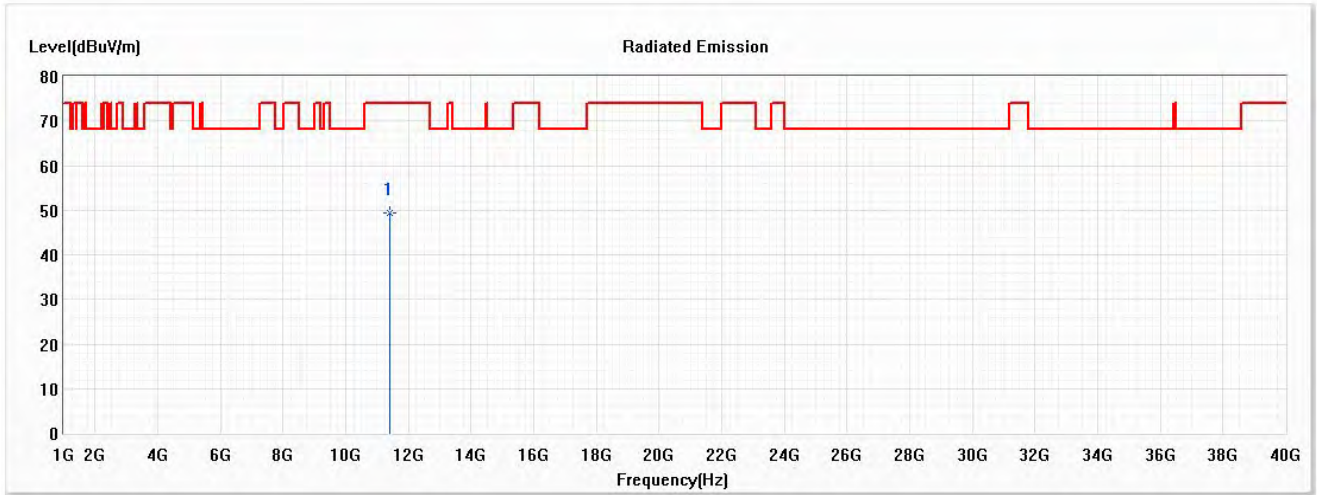
No	Frequency (MHz)	Emission Level (dBμV/m)	Limit (dBμV/m)	Margin (dB)	Reading Level (dBμV)	Correct Factor (dB)	Detector Type
* 1	11400.000	49.46	74.00	-24.54	44.40	5.06	PK

Note:

1. All Readings below 1GHz are Quasi-Peak, above 1GHz are performed with peak and/or average measurements as necessary.
2. Measurement Level = Reading Level + Correct Factor.
3. Correct Factor = Antenna factor + Cable loss – Amplifier gain.
4. The average measurement was not performed when the peak measured data under the limit of average detection.
5. The emission levels of other frequencies are very lower than the limit and not show in test report.

Product : Portable Computer
 Test Item : Harmonic Radiated Emission Data
 Test Date : 2021/02/02
 Test Mode : Mode 19 MIMO: Transmit (802.11n-20BW_14.4Mbps) (5700MHz)

Vertical



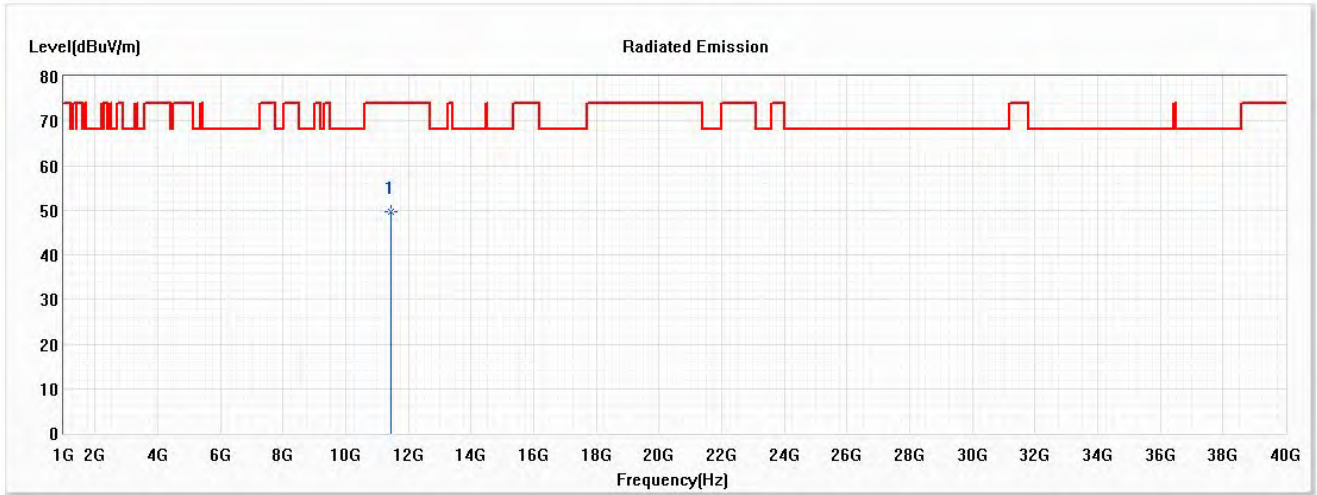
No	Frequency (MHz)	Emission Level (dBμV/m)	Limit (dBμV/m)	Margin (dB)	Reading Level (dBμV)	Correct Factor (dB)	Detector Type
* 1	11400.000	49.30	74.00	-24.70	44.24	5.06	PK

Note:

1. All Readings below 1GHz are Quasi-Peak, above 1GHz are performed with peak and/or average measurements as necessary.
2. Measurement Level = Reading Level + Correct Factor.
3. Correct Factor = Antenna factor + Cable loss – Amplifier gain.
4. The average measurement was not performed when the peak measured data under the limit of average detection.
5. The emission levels of other frequencies are very lower than the limit and not show in test report.

Product : Portable Computer
 Test Item : Harmonic Radiated Emission Data
 Test Date : 2021/02/02
 Test Mode : Mode 19 MIMO: Transmit (802.11n-20BW_14.4Mbps) (5720MHz)

Horizontal



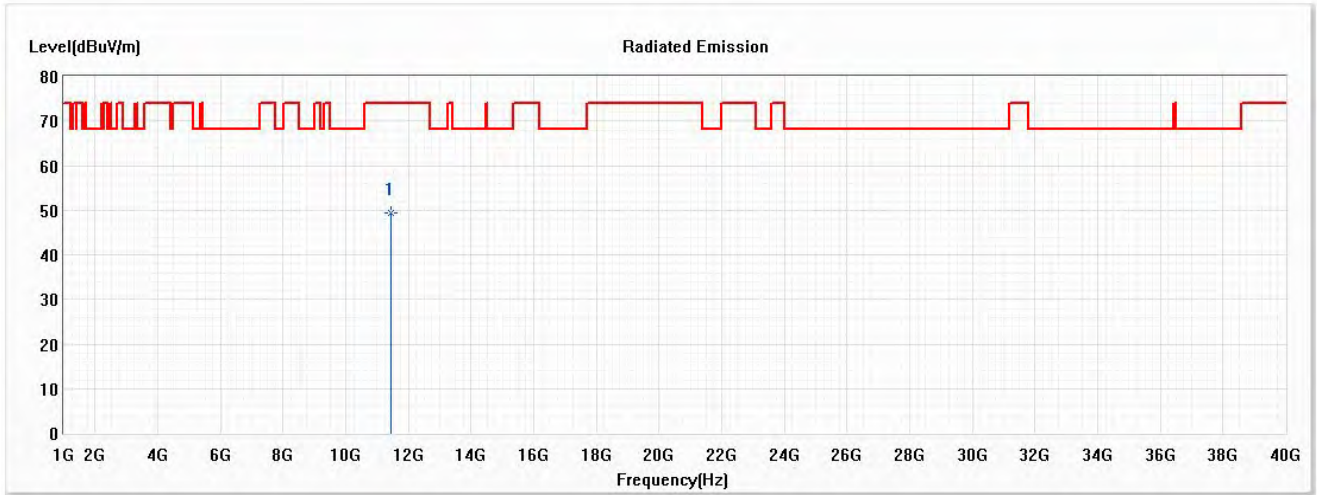
No	Frequency (MHz)	Emission Level (dBμV/m)	Limit (dBμV/m)	Margin (dB)	Reading Level (dBμV)	Correct Factor (dB)	Detector Type
* 1	11440.000	49.67	74.00	-24.33	44.57	5.10	PK

Note:

1. All Readings below 1GHz are Quasi-Peak, above 1GHz are performed with peak and/or average measurements as necessary.
2. Measurement Level = Reading Level + Correct Factor.
3. Correct Factor = Antenna factor + Cable loss – Amplifier gain.
4. The average measurement was not performed when the peak measured data under the limit of average detection.
5. The emission levels of other frequencies are very lower than the limit and not show in test report.

Product : Portable Computer
 Test Item : Harmonic Radiated Emission Data
 Test Date : 2021/02/02
 Test Mode : Mode 19 MIMO: Transmit (802.11n-20BW_14.4Mbps) (5720MHz)

Vertical



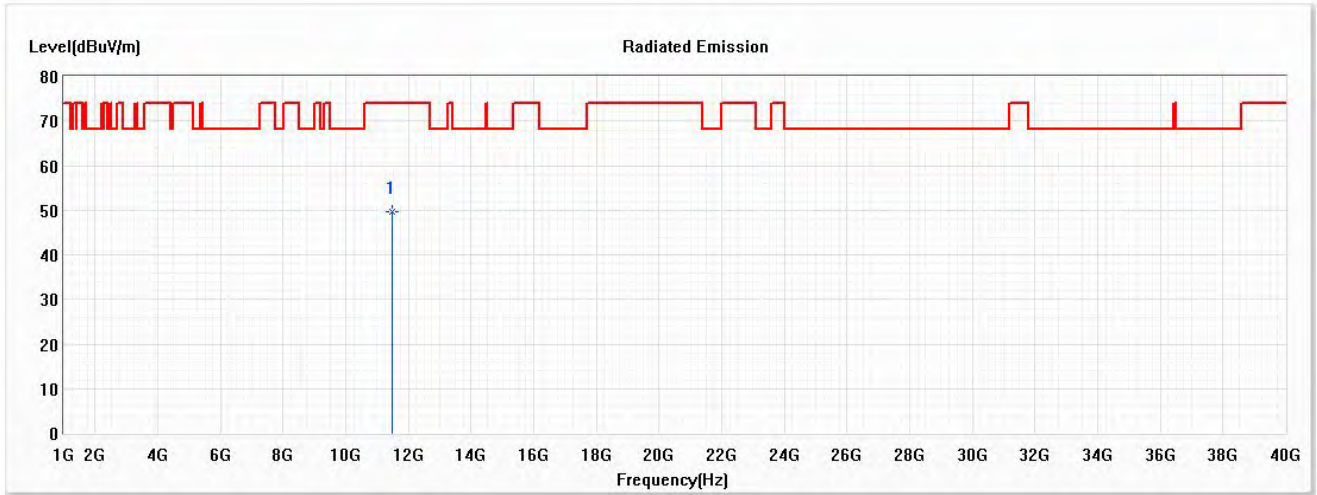
No	Frequency (MHz)	Emission Level (dBμV/m)	Limit (dBμV/m)	Margin (dB)	Reading Level (dBμV)	Correct Factor (dB)	Detector Type
* 1	11440.000	49.44	74.00	-24.56	44.34	5.10	PK

Note:

1. All Readings below 1GHz are Quasi-Peak, above 1GHz are performed with peak and/or average measurements as necessary.
2. Measurement Level = Reading Level + Correct Factor.
3. Correct Factor = Antenna factor + Cable loss – Amplifier gain.
4. The average measurement was not performed when the peak measured data under the limit of average detection.
5. The emission levels of other frequencies are very lower than the limit and not show in test report.

Product : Portable Computer
 Test Item : Harmonic Radiated Emission Data
 Test Date : 2021/02/02
 Test Mode : Mode 19 MIMO: Transmit (802.11n-20BW_14.4Mbps) (5745MHz)

Horizontal



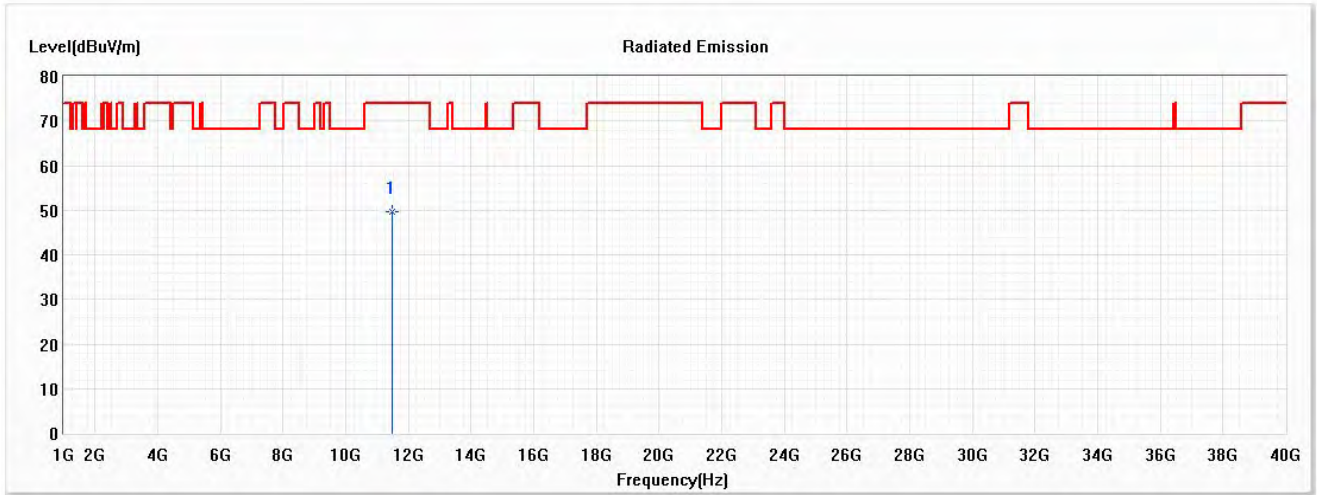
No	Frequency (MHz)	Emission Level (dBμV/m)	Limit (dBμV/m)	Margin (dB)	Reading Level (dBμV)	Correct Factor (dB)	Detector Type
* 1	11490.000	49.55	74.00	-24.45	44.31	5.24	PK

Note:

1. All Readings below 1GHz are Quasi-Peak, above 1GHz are performed with peak and/or average measurements as necessary.
2. Measurement Level = Reading Level + Correct Factor.
3. Correct Factor = Antenna factor + Cable loss – Amplifier gain.
4. The average measurement was not performed when the peak measured data under the limit of average detection.
5. The emission levels of other frequencies are very lower than the limit and not show in test report.

Product : Portable Computer
 Test Item : Harmonic Radiated Emission Data
 Test Date : 2021/02/02
 Test Mode : Mode 19 MIMO: Transmit (802.11n-20BW_14.4Mbps) (5745MHz)

Vertical



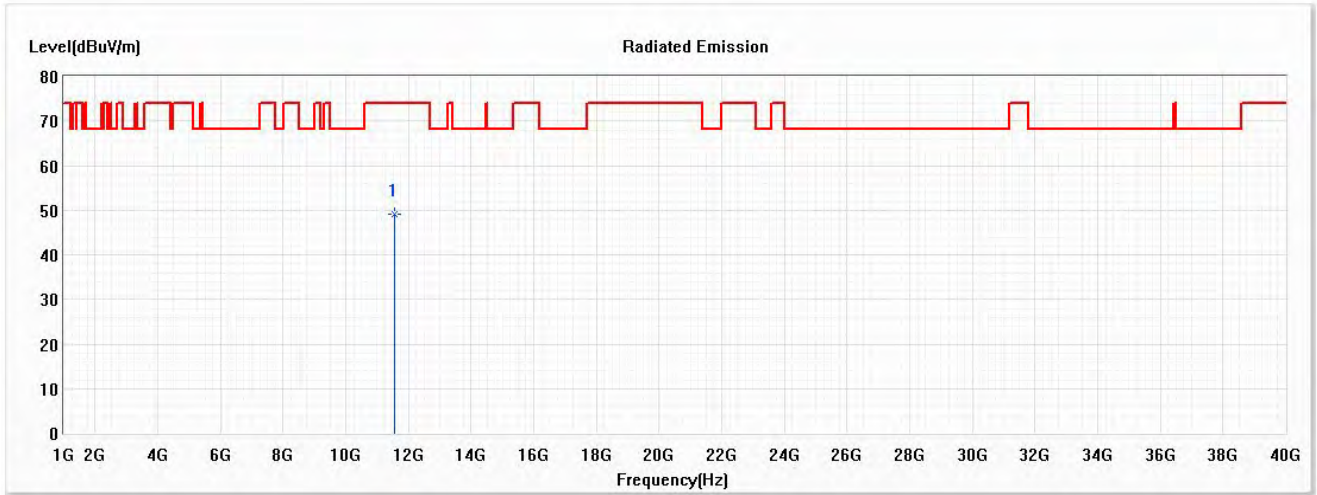
No	Frequency (MHz)	Emission Level (dBμV/m)	Limit (dBμV/m)	Margin (dB)	Reading Level (dBμV)	Correct Factor (dB)	Detector Type
* 1	11490.000	49.62	74.00	-24.38	44.38	5.24	PK

Note:

1. All Readings below 1GHz are Quasi-Peak, above 1GHz are performed with peak and/or average measurements as necessary.
2. Measurement Level = Reading Level + Correct Factor.
3. Correct Factor = Antenna factor + Cable loss – Amplifier gain.
4. The average measurement was not performed when the peak measured data under the limit of average detection.
5. The emission levels of other frequencies are very lower than the limit and not show in test report.

Product : Portable Computer
 Test Item : Harmonic Radiated Emission Data
 Test Date : 2021/02/02
 Test Mode : Mode 19 MIMO: Transmit (802.11n-20BW_14.4Mbps) (5785MHz)

Horizontal



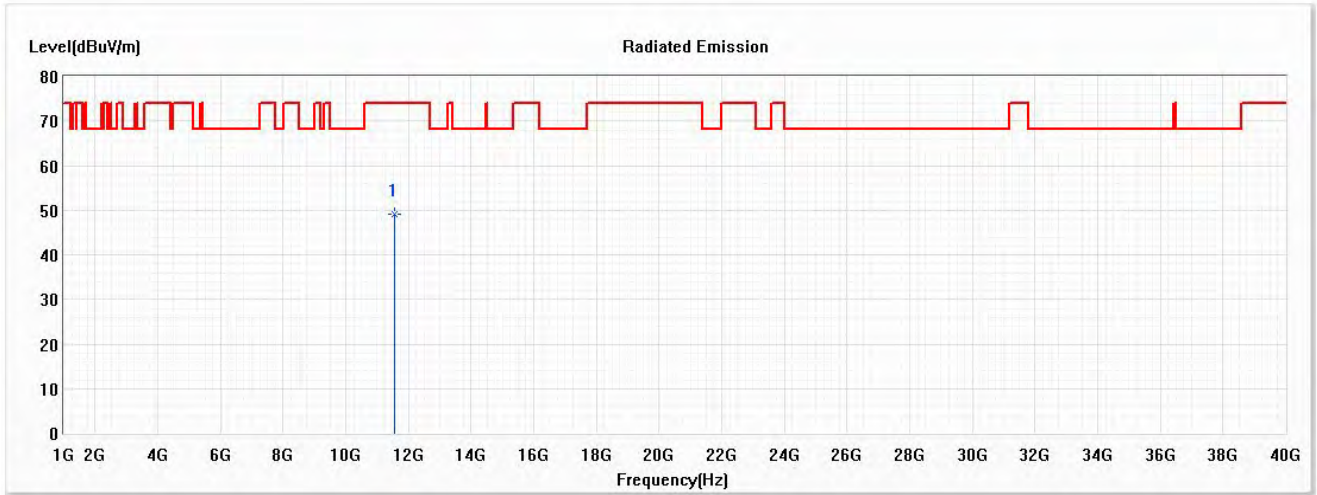
No	Frequency (MHz)	Emission Level (dBμV/m)	Limit (dBμV/m)	Margin (dB)	Reading Level (dBμV)	Correct Factor (dB)	Detector Type
* 1	11570.000	48.99	74.00	-25.01	43.60	5.39	PK

Note:

1. All Readings below 1GHz are Quasi-Peak, above 1GHz are performed with peak and/or average measurements as necessary.
2. Measurement Level = Reading Level + Correct Factor.
3. Correct Factor = Antenna factor + Cable loss – Amplifier gain.
4. The average measurement was not performed when the peak measured data under the limit of average detection.
5. The emission levels of other frequencies are very lower than the limit and not show in test report.

Product : Portable Computer
 Test Item : Harmonic Radiated Emission Data
 Test Date : 2021/02/02
 Test Mode : Mode 19 MIMO: Transmit (802.11n-20BW_14.4Mbps) (5785MHz)

Vertical



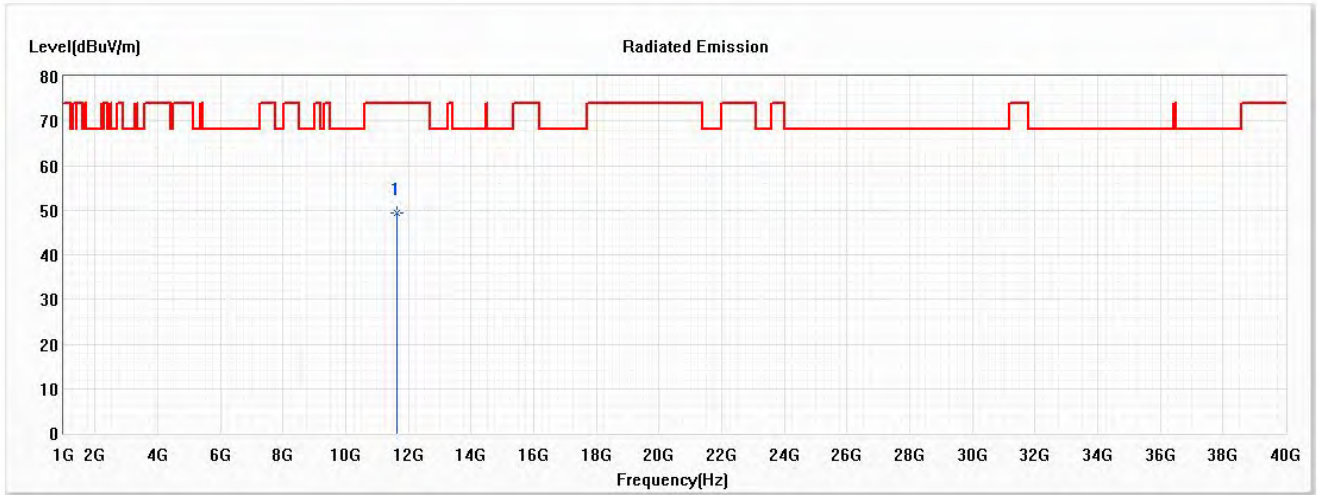
No	Frequency (MHz)	Emission Level (dBμV/m)	Limit (dBμV/m)	Margin (dB)	Reading Level (dBμV)	Correct Factor (dB)	Detector Type
* 1	11570.000	49.07	74.00	-24.93	43.68	5.39	PK

Note:

1. All Readings below 1GHz are Quasi-Peak, above 1GHz are performed with peak and/or average measurements as necessary.
2. Measurement Level = Reading Level + Correct Factor.
3. Correct Factor = Antenna factor + Cable loss – Amplifier gain.
4. The average measurement was not performed when the peak measured data under the limit of average detection.
5. The emission levels of other frequencies are very lower than the limit and not show in test report.

Product : Portable Computer
 Test Item : Harmonic Radiated Emission Data
 Test Date : 2021/02/02
 Test Mode : Mode 19 MIMO: Transmit (802.11n-20BW_14.4Mbps) (5825MHz)

Horizontal



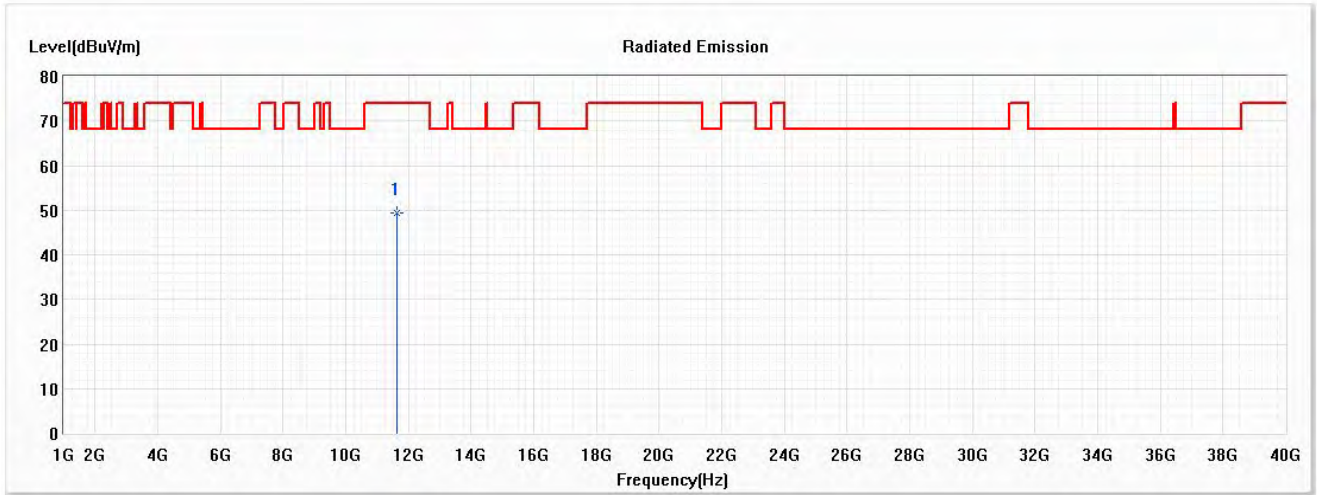
No	Frequency (MHz)	Emission Level (dBμV/m)	Limit (dBμV/m)	Margin (dB)	Reading Level (dBμV)	Correct Factor (dB)	Detector Type
* 1	11650.000	49.37	74.00	-24.63	43.88	5.49	PK

Note:

1. All Readings below 1GHz are Quasi-Peak, above 1GHz are performed with peak and/or average measurements as necessary.
2. Measurement Level = Reading Level + Correct Factor.
3. Correct Factor = Antenna factor + Cable loss – Amplifier gain.
4. The average measurement was not performed when the peak measured data under the limit of average detection.
5. The emission levels of other frequencies are very lower than the limit and not show in test report.

Product : Portable Computer
 Test Item : Harmonic Radiated Emission Data
 Test Date : 2021/02/02
 Test Mode : Mode 19 MIMO: Transmit (802.11n-20BW_14.4Mbps) (5825MHz)

Vertical



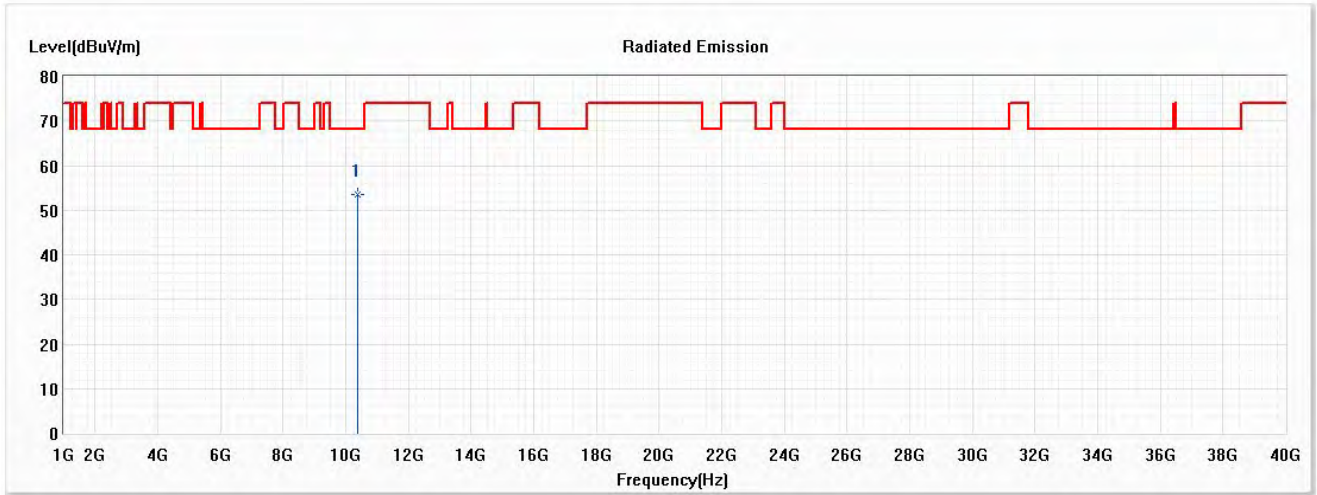
No	Frequency (MHz)	Emission Level (dBμV/m)	Limit (dBμV/m)	Margin (dB)	Reading Level (dBμV)	Correct Factor (dB)	Detector Type
* 1	11650.000	49.42	74.00	-24.58	43.93	5.49	PK

Note:

1. All Readings below 1GHz are Quasi-Peak, above 1GHz are performed with peak and/or average measurements as necessary.
2. Measurement Level = Reading Level + Correct Factor.
3. Correct Factor = Antenna factor + Cable loss – Amplifier gain.
4. The average measurement was not performed when the peak measured data under the limit of average detection.
5. The emission levels of other frequencies are very lower than the limit and not show in test report.

Product : Portable Computer
 Test Item : Harmonic Radiated Emission Data
 Test Date : 2021/02/02
 Test Mode : Mode 20 MIMO: Transmit (802.11n-40BW_30Mbps) (5190MHz)

Horizontal



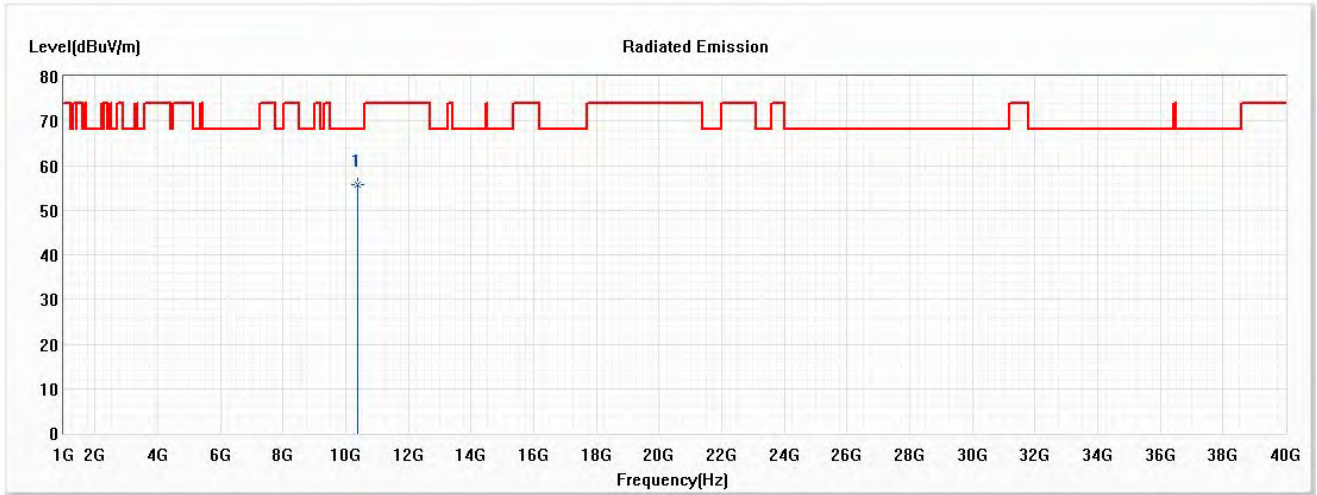
No	Frequency (MHz)	Emission Level (dBμV/m)	Limit (dBμV/m)	Margin (dB)	Reading Level (dBμV)	Correct Factor (dB)	Detector Type
* 1	10380.000	53.47	68.22	-14.75	48.95	4.52	PK

Note:

1. All Readings below 1GHz are Quasi-Peak, above 1GHz are performed with peak and/or average measurements as necessary.
2. Measurement Level = Reading Level + Correct Factor.
3. Correct Factor = Antenna factor + Cable loss – Amplifier gain.
4. The average measurement was not performed when the peak measured data under the limit of average detection.
5. The emission levels of other frequencies are very lower than the limit and not show in test report.

Product : Portable Computer
 Test Item : Harmonic Radiated Emission Data
 Test Date : 2021/02/02
 Test Mode : Mode 20 MIMO: Transmit (802.11n-40BW_30Mbps) (5190MHz)

Vertical



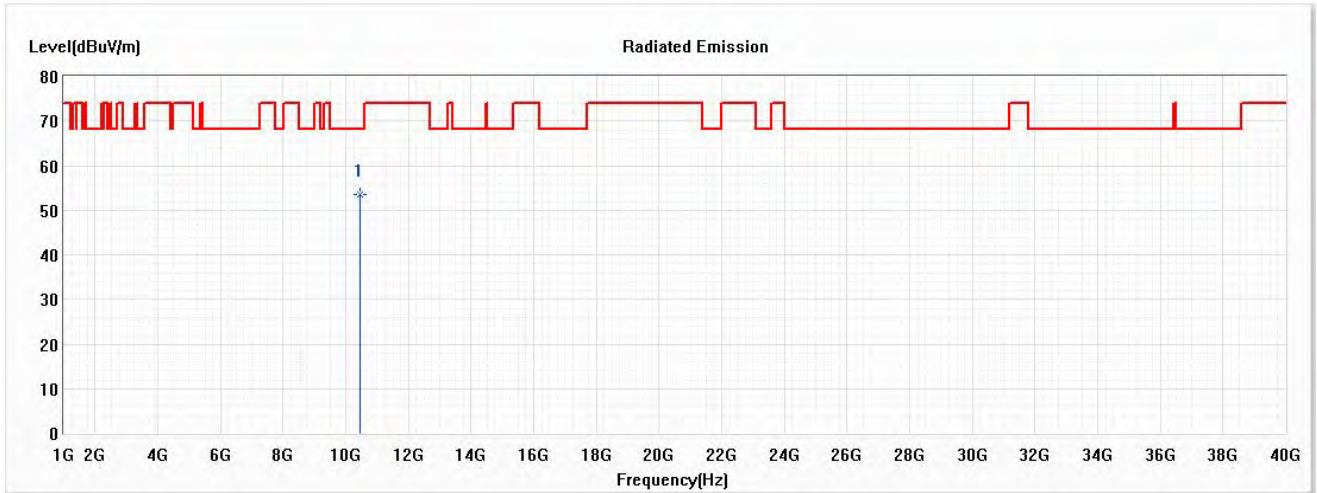
No	Frequency (MHz)	Emission Level (dBμV/m)	Limit (dBμV/m)	Margin (dB)	Reading Level (dBμV)	Correct Factor (dB)	Detector Type
* 1	10380.000	55.73	68.22	-12.49	51.21	4.52	PK

Note:

1. All Readings below 1GHz are Quasi-Peak, above 1GHz are performed with peak and/or average measurements as necessary.
2. Measurement Level = Reading Level + Correct Factor.
3. Correct Factor = Antenna factor + Cable loss – Amplifier gain.
4. The average measurement was not performed when the peak measured data under the limit of average detection.
5. The emission levels of other frequencies are very lower than the limit and not show in test report.

Product : Portable Computer
 Test Item : Harmonic Radiated Emission Data
 Test Date : 2021/02/02
 Test Mode : Mode 20 MIMO: Transmit (802.11n-40BW_30Mbps) (5230MHz)

Horizontal



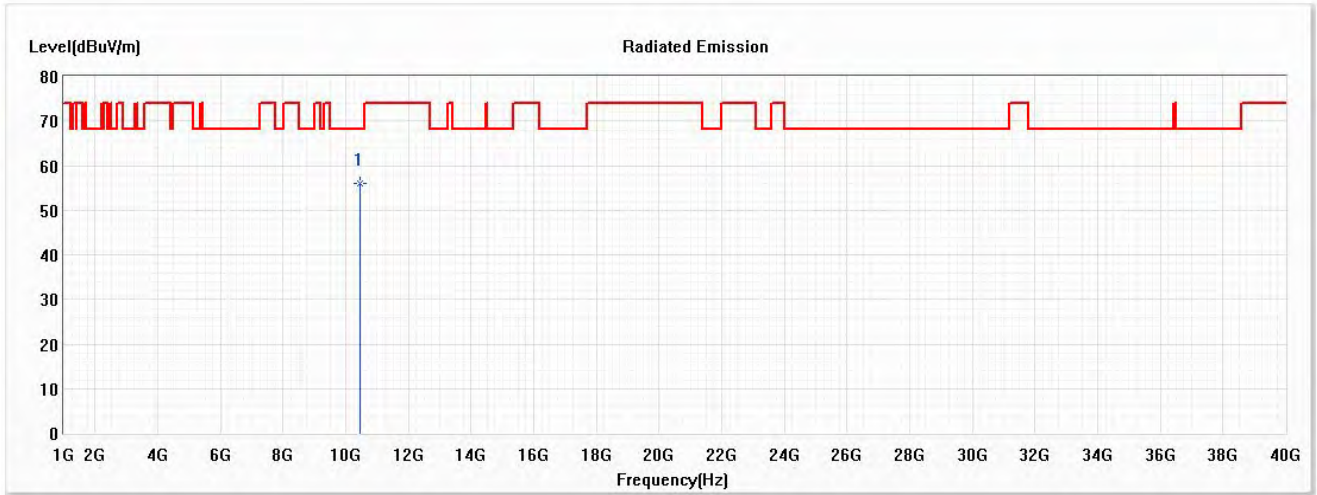
No	Frequency (MHz)	Emission Level (dBμV/m)	Limit (dBμV/m)	Margin (dB)	Reading Level (dBμV)	Correct Factor (dB)	Detector Type
* 1	10460.000	53.62	68.22	-14.60	49.02	4.60	PK

Note:

1. All Readings below 1GHz are Quasi-Peak, above 1GHz are performed with peak and/or average measurements as necessary.
2. Measurement Level = Reading Level + Correct Factor.
3. Correct Factor = Antenna factor + Cable loss – Amplifier gain.
4. The average measurement was not performed when the peak measured data under the limit of average detection.
5. The emission levels of other frequencies are very lower than the limit and not show in test report.

Product : Portable Computer
 Test Item : Harmonic Radiated Emission Data
 Test Date : 2021/02/02
 Test Mode : Mode 20 MIMO: Transmit (802.11n-40BW_30Mbps) (5230MHz)

Vertical



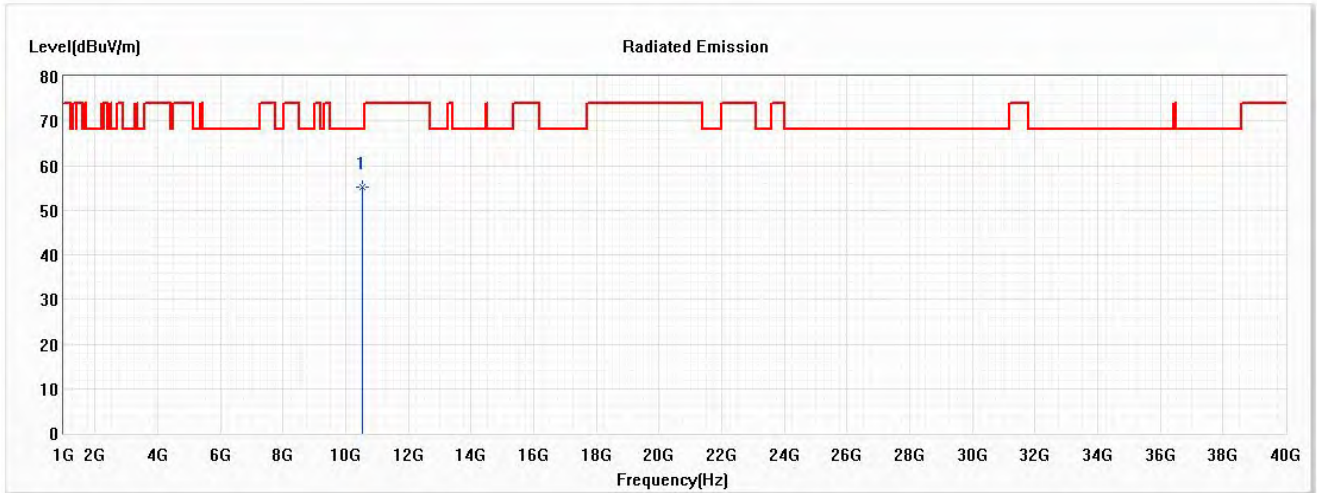
No	Frequency (MHz)	Emission Level (dBμV/m)	Limit (dBμV/m)	Margin (dB)	Reading Level (dBμV)	Correct Factor (dB)	Detector Type
* 1	10460.000	55.97	68.22	-12.25	51.37	4.60	PK

Note:

1. All Readings below 1GHz are Quasi-Peak, above 1GHz are performed with peak and/or average measurements as necessary.
2. Measurement Level = Reading Level + Correct Factor.
3. Correct Factor = Antenna factor + Cable loss – Amplifier gain.
4. The average measurement was not performed when the peak measured data under the limit of average detection.
5. The emission levels of other frequencies are very lower than the limit and not show in test report.

Product : Portable Computer
 Test Item : Harmonic Radiated Emission Data
 Test Date : 2021/02/02
 Test Mode : Mode 20 MIMO: Transmit (802.11n-40BW_30Mbps) (5270MHz)

Horizontal



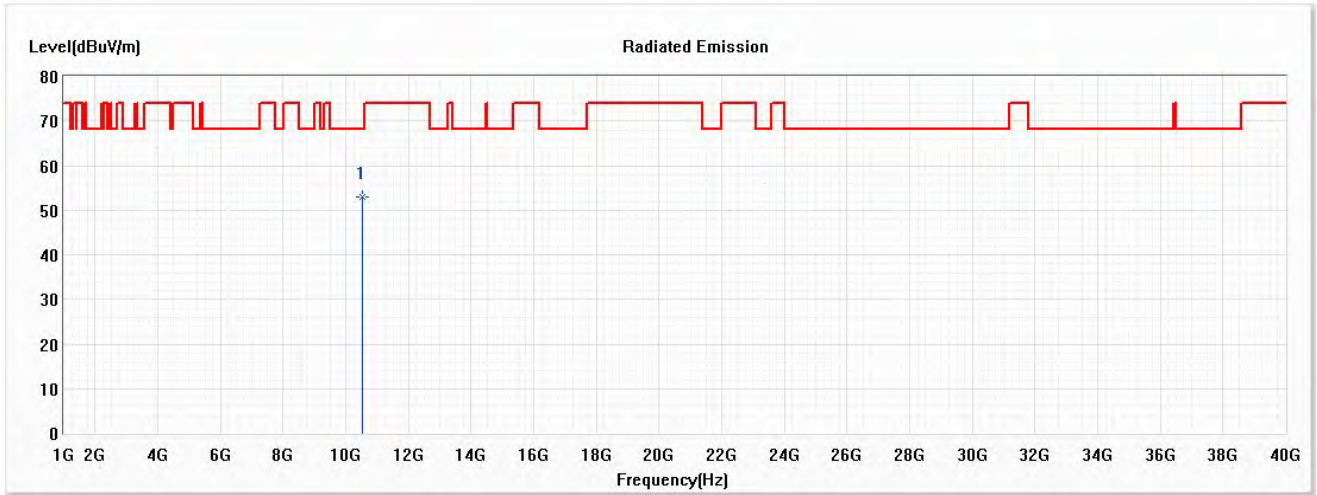
No	Frequency (MHz)	Emission Level (dBμV/m)	Limit (dBμV/m)	Margin (dB)	Reading Level (dBμV)	Correct Factor (dB)	Detector Type
* 1	10540.000	55.14	68.22	-13.08	50.48	4.66	PK

Note:

1. All Readings below 1GHz are Quasi-Peak, above 1GHz are performed with peak and/or average measurements as necessary.
2. Measurement Level = Reading Level + Correct Factor.
3. Correct Factor = Antenna factor + Cable loss – Amplifier gain.
4. The average measurement was not performed when the peak measured data under the limit of average detection.
5. The emission levels of other frequencies are very lower than the limit and not show in test report.

Product : Portable Computer
 Test Item : Harmonic Radiated Emission Data
 Test Date : 2021/02/02
 Test Mode : Mode 20 MIMO: Transmit (802.11n-40BW_30Mbps) (5270MHz)

Vertical



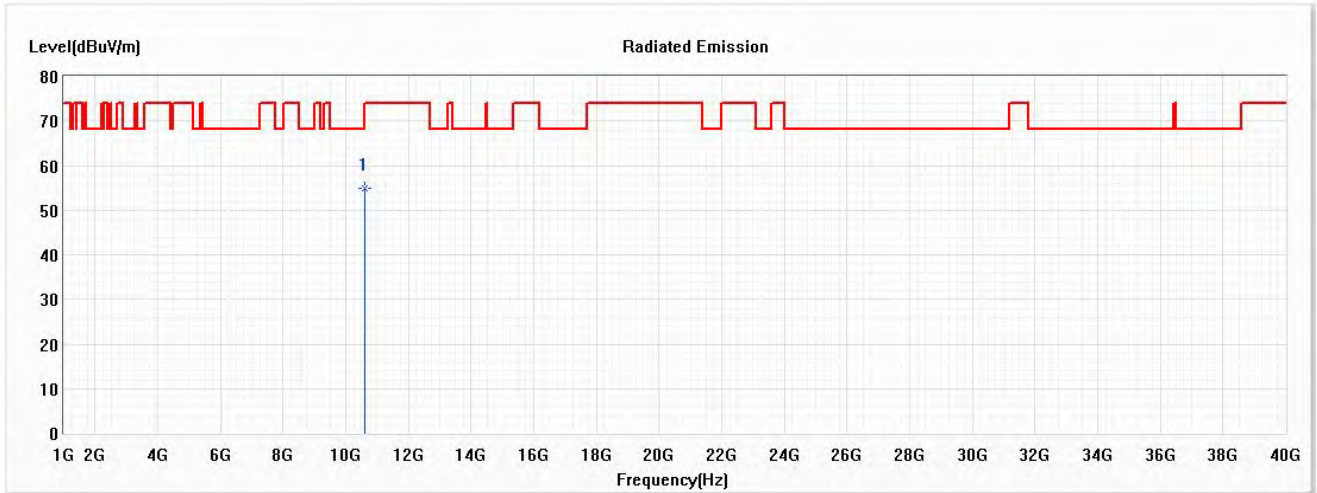
No	Frequency (MHz)	Emission Level (dBμV/m)	Limit (dBμV/m)	Margin (dB)	Reading Level (dBμV)	Correct Factor (dB)	Detector Type
* 1	10540.000	53.07	68.22	-15.15	48.41	4.66	PK

Note:

1. All Readings below 1GHz are Quasi-Peak, above 1GHz are performed with peak and/or average measurements as necessary.
2. Measurement Level = Reading Level + Correct Factor.
3. Correct Factor = Antenna factor + Cable loss – Amplifier gain.
4. The average measurement was not performed when the peak measured data under the limit of average detection.
5. The emission levels of other frequencies are very lower than the limit and not show in test report.

Product : Portable Computer
 Test Item : Harmonic Radiated Emission Data
 Test Date : 2021/02/02
 Test Mode : Mode 20 MIMO: Transmit (802.11n-40BW_30Mbps) (5310MHz)

Horizontal



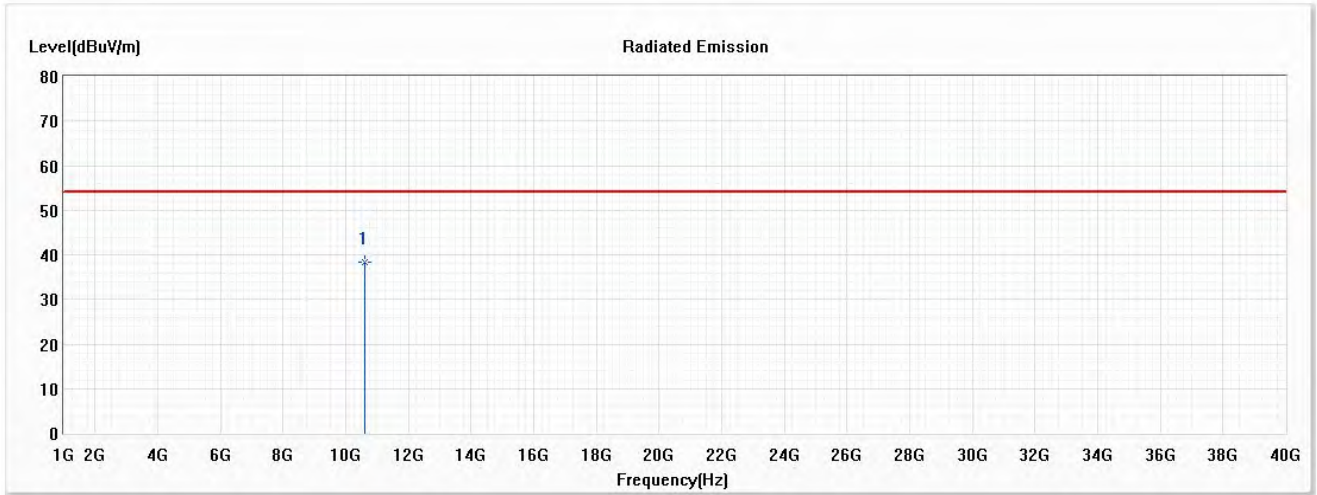
No	Frequency (MHz)	Emission Level (dBμV/m)	Limit (dBμV/m)	Margin (dB)	Reading Level (dBμV)	Correct Factor (dB)	Detector Type
* 1	10620.000	54.83	74.00	-19.17	50.17	4.66	PK

Note:

1. All Readings below 1GHz are Quasi-Peak, above 1GHz are performed with peak and/or average measurements as necessary.
2. Measurement Level = Reading Level + Correct Factor.
3. Correct Factor = Antenna factor + Cable loss – Amplifier gain.
4. The average measurement was not performed when the peak measured data under the limit of average detection.
5. The emission levels of other frequencies are very lower than the limit and not show in test report.

Product : Portable Computer
 Test Item : Harmonic Radiated Emission Data
 Test Date : 2021/02/02
 Test Mode : Mode 20 MIMO: Transmit (802.11n-40BW_30Mbps) (5310MHz)

Horizontal



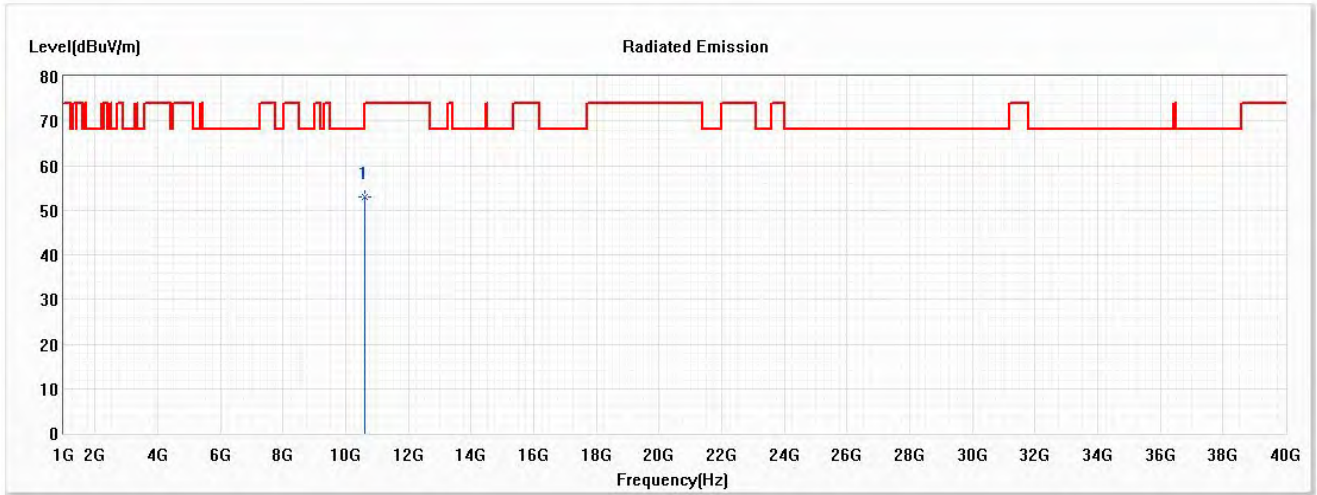
No	Frequency (MHz)	Emission Level (dBμV/m)	Limit (dBμV/m)	Margin (dB)	Reading Level (dBμV)	Correct Factor (dB)	Detector Type
* 1	10620.000	38.42	54.00	-15.58	33.76	4.66	AV

Note:

1. All Readings below 1GHz are Quasi-Peak, above 1GHz are performed with peak and/or average measurements as necessary.
2. Measurement Level = Reading Level + Correct Factor.
3. Correct Factor = Antenna factor + Cable loss – Amplifier gain.
4. The average measurement was not performed when the peak measured data under the limit of average detection.
5. The emission levels of other frequencies are very lower than the limit and not show in test report.

Product : Portable Computer
 Test Item : Harmonic Radiated Emission Data
 Test Date : 2021/02/02
 Test Mode : Mode 20 MIMO: Transmit (802.11n-40BW_30Mbps) (5310MHz)

Vertical



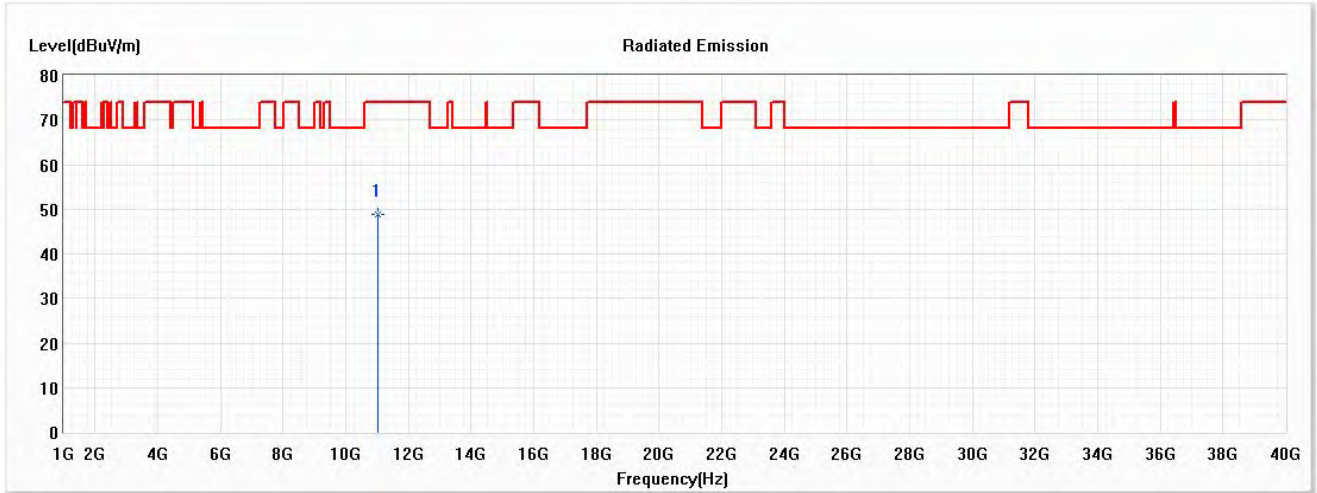
No	Frequency (MHz)	Emission Level (dBμV/m)	Limit (dBμV/m)	Margin (dB)	Reading Level (dBμV)	Correct Factor (dB)	Detector Type
* 1	10620.000	52.85	74.00	-21.15	48.19	4.66	PK

Note:

1. All Readings below 1GHz are Quasi-Peak, above 1GHz are performed with peak and/or average measurements as necessary.
2. Measurement Level = Reading Level + Correct Factor.
3. Correct Factor = Antenna factor + Cable loss – Amplifier gain.
4. The average measurement was not performed when the peak measured data under the limit of average detection.
5. The emission levels of other frequencies are very lower than the limit and not show in test report.

Product : Portable Computer
 Test Item : Harmonic Radiated Emission Data
 Test Date : 2021/02/02
 Test Mode : Mode 20 MIMO: Transmit (802.11n-40BW_30Mbps) (5510MHz)

Horizontal



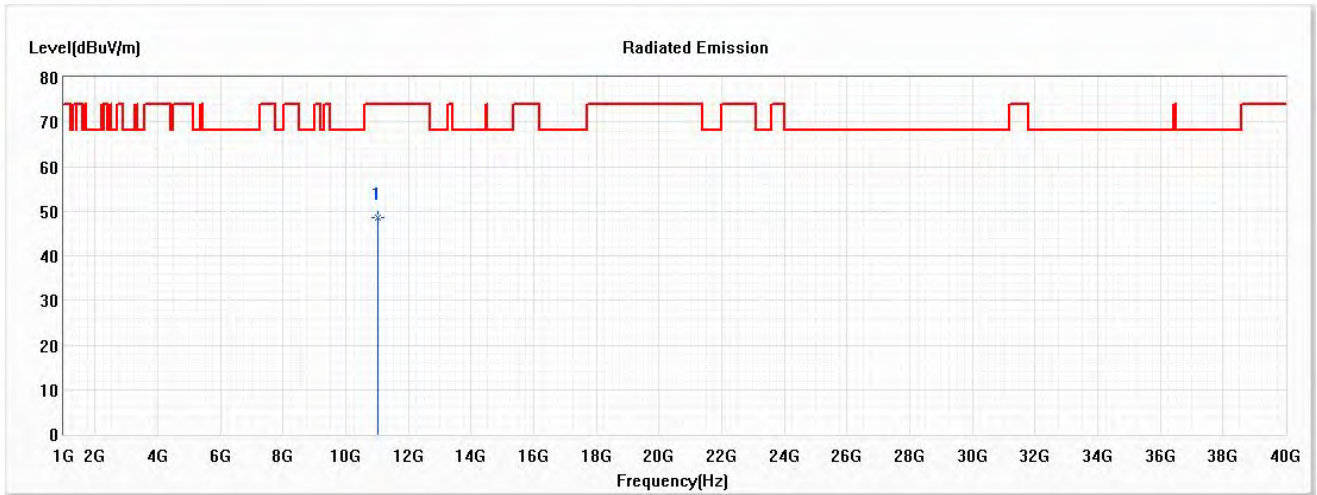
No	Frequency (MHz)	Emission Level (dBμV/m)	Limit (dBμV/m)	Margin (dB)	Reading Level (dBμV)	Correct Factor (dB)	Detector Type
* 1	11020.000	48.73	74.00	-25.27	44.06	4.67	PK

Note:

1. All Readings below 1GHz are Quasi-Peak, above 1GHz are performed with peak and/or average measurements as necessary.
2. Measurement Level = Reading Level + Correct Factor.
3. Correct Factor = Antenna factor + Cable loss – Amplifier gain.
4. The average measurement was not performed when the peak measured data under the limit of average detection.
5. The emission levels of other frequencies are very lower than the limit and not show in test report.

Product : Portable Computer
 Test Item : Harmonic Radiated Emission Data
 Test Date : 2021/02/02
 Test Mode : Mode 20 MIMO: Transmit (802.11n-40BW_30Mbps) (5510MHz)

Vertical



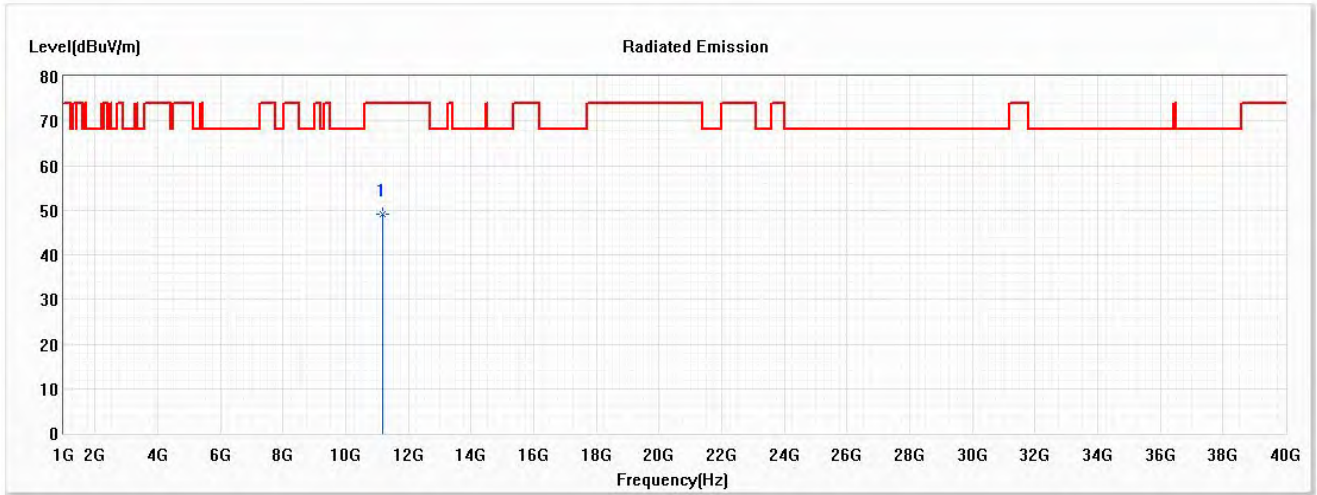
No	Frequency (MHz)	Emission Level (dBμV/m)	Limit (dBμV/m)	Margin (dB)	Reading Level (dBμV)	Correct Factor (dB)	Detector Type
* 1	11020.000	48.57	74.00	-25.43	43.90	4.67	PK

Note:

1. All Readings below 1GHz are Quasi-Peak, above 1GHz are performed with peak and/or average measurements as necessary.
2. Measurement Level = Reading Level + Correct Factor.
3. Correct Factor = Antenna factor + Cable loss – Amplifier gain.
4. The average measurement was not performed when the peak measured data under the limit of average detection.
5. The emission levels of other frequencies are very lower than the limit and not show in test report.

Product : Portable Computer
 Test Item : Harmonic Radiated Emission Data
 Test Date : 2021/02/02
 Test Mode : Mode 20 MIMO: Transmit (802.11n-40BW_30Mbps) (5590MHz)

Horizontal



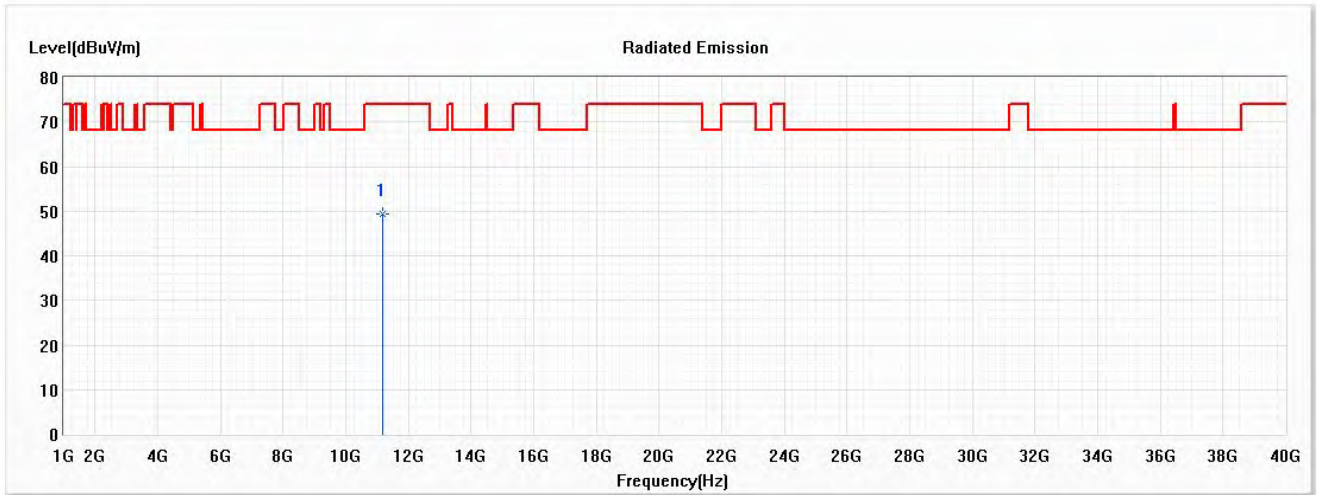
No	Frequency (MHz)	Emission Level (dBμV/m)	Limit (dBμV/m)	Margin (dB)	Reading Level (dBμV)	Correct Factor (dB)	Detector Type
* 1	11180.000	49.15	74.00	-24.85	44.29	4.86	PK

Note:

1. All Readings below 1GHz are Quasi-Peak, above 1GHz are performed with peak and/or average measurements as necessary.
2. Measurement Level = Reading Level + Correct Factor.
3. Correct Factor = Antenna factor + Cable loss – Amplifier gain.
4. The average measurement was not performed when the peak measured data under the limit of average detection.
5. The emission levels of other frequencies are very lower than the limit and not show in test report.

Product : Portable Computer
 Test Item : Harmonic Radiated Emission Data
 Test Date : 2021/02/02
 Test Mode : Mode 20 MIMO: Transmit (802.11n-40BW_30Mbps) (5590MHz)

Vertical



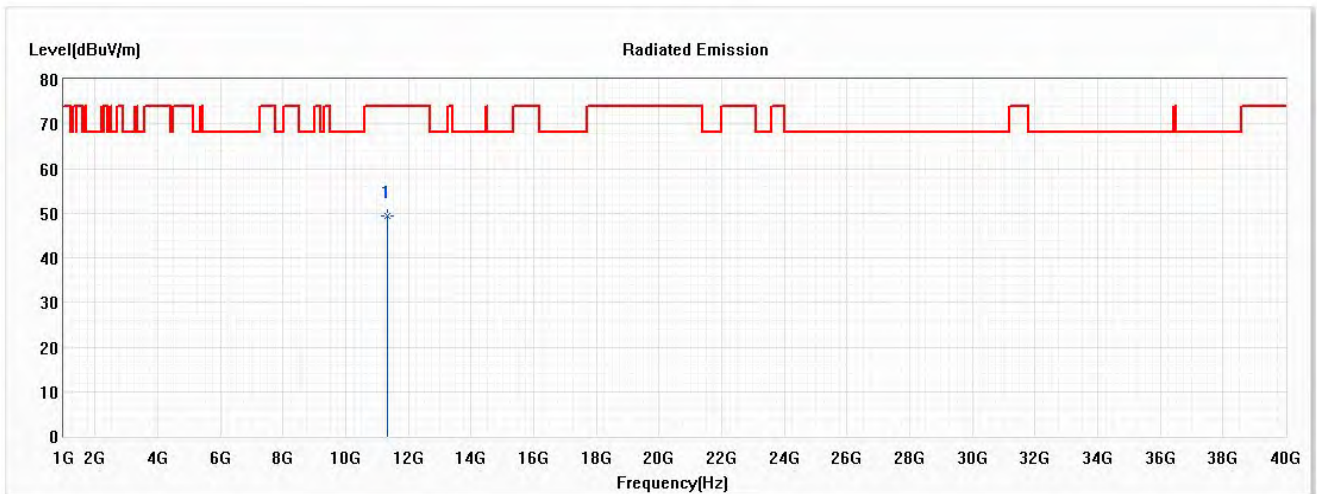
No	Frequency (MHz)	Emission Level (dBμV/m)	Limit (dBμV/m)	Margin (dB)	Reading Level (dBμV)	Correct Factor (dB)	Detector Type
* 1	11180.000	49.27	74.00	-24.73	44.41	4.86	PK

Note:

1. All Readings below 1GHz are Quasi-Peak, above 1GHz are performed with peak and/or average measurements as necessary.
2. Measurement Level = Reading Level + Correct Factor.
3. Correct Factor = Antenna factor + Cable loss – Amplifier gain.
4. The average measurement was not performed when the peak measured data under the limit of average detection.
5. The emission levels of other frequencies are very lower than the limit and not show in test report.

Product : Portable Computer
 Test Item : Harmonic Radiated Emission Data
 Test Date : 2021/02/02
 Test Mode : Mode 20 MIMO: Transmit (802.11n-40BW_30Mbps) (5670MHz)

Horizontal



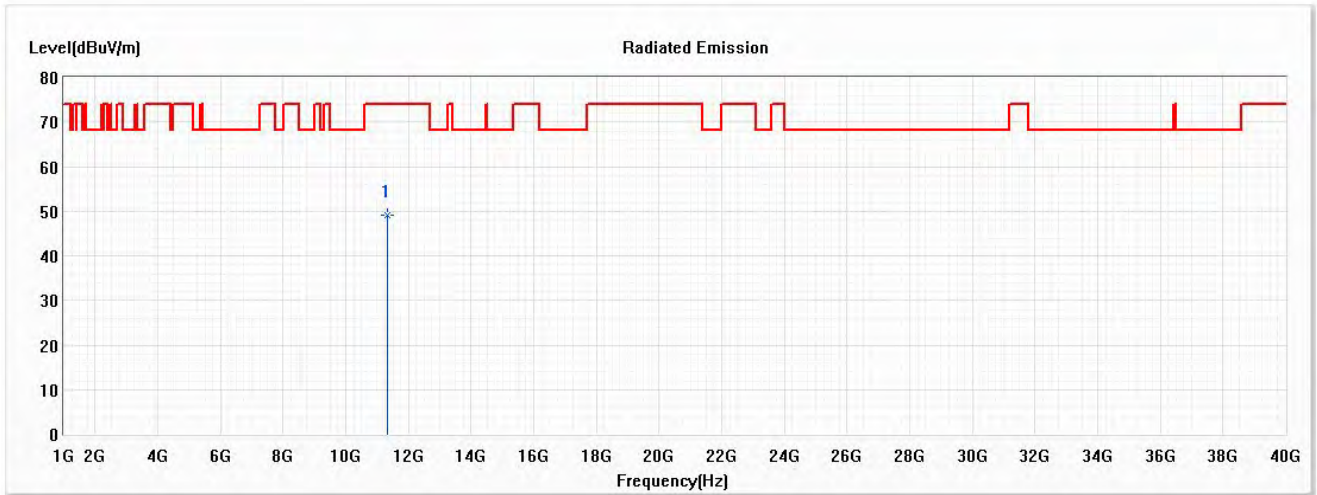
No	Frequency (MHz)	Emission Level (dBμV/m)	Limit (dBμV/m)	Margin (dB)	Reading Level (dBμV)	Correct Factor (dB)	Detector Type
* 1	11340.000	49.40	74.00	-24.60	44.33	5.07	PK

Note:

1. All Readings below 1GHz are Quasi-Peak, above 1GHz are performed with peak and/or average measurements as necessary.
2. Measurement Level = Reading Level + Correct Factor.
3. Correct Factor = Antenna factor + Cable loss – Amplifier gain.
4. The average measurement was not performed when the peak measured data under the limit of average detection.
5. The emission levels of other frequencies are very lower than the limit and not show in test report.

Product : Portable Computer
 Test Item : Harmonic Radiated Emission Data
 Test Date : 2021/02/02
 Test Mode : Mode 20 MIMO: Transmit (802.11n-40BW_30Mbps) (5670MHz)

Vertical



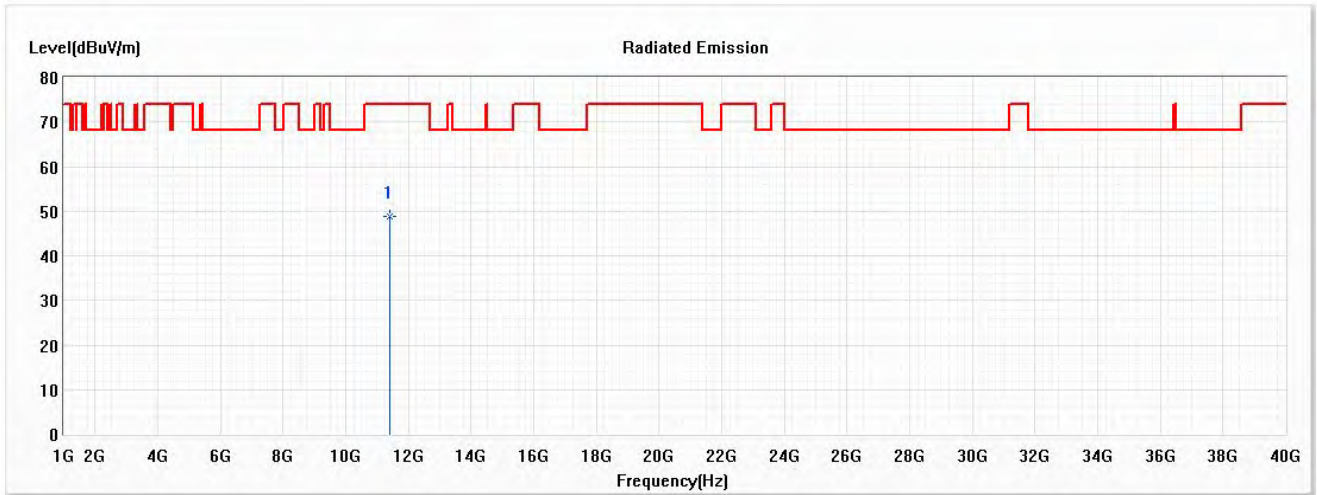
No	Frequency (MHz)	Emission Level (dBμV/m)	Limit (dBμV/m)	Margin (dB)	Reading Level (dBμV)	Correct Factor (dB)	Detector Type
* 1	11340.000	49.21	74.00	-24.79	44.14	5.07	PK

Note:

1. All Readings below 1GHz are Quasi-Peak, above 1GHz are performed with peak and/or average measurements as necessary.
2. Measurement Level = Reading Level + Correct Factor.
3. Correct Factor = Antenna factor + Cable loss – Amplifier gain.
4. The average measurement was not performed when the peak measured data under the limit of average detection.
5. The emission levels of other frequencies are very lower than the limit and not show in test report.

Product : Portable Computer
 Test Item : Harmonic Radiated Emission Data
 Test Date : 2021/02/02
 Test Mode : Mode 20 MIMO: Transmit (802.11n-40BW_30Mbps) (5710MHz)

Horizontal



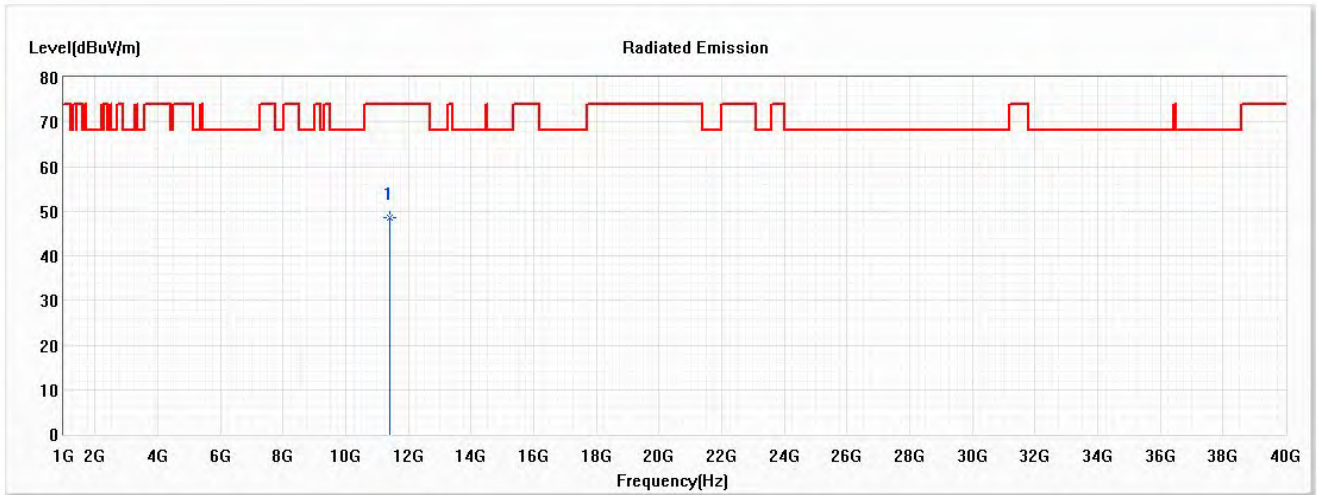
No	Frequency (MHz)	Emission Level (dBμV/m)	Limit (dBμV/m)	Margin (dB)	Reading Level (dBμV)	Correct Factor (dB)	Detector Type
* 1	11420.000	48.79	74.00	-25.21	43.61	5.18	PK

Note:

1. All Readings below 1GHz are Quasi-Peak, above 1GHz are performed with peak and/or average measurements as necessary.
2. Measurement Level = Reading Level + Correct Factor.
3. Correct Factor = Antenna factor + Cable loss – Amplifier gain.
4. The average measurement was not performed when the peak measured data under the limit of average detection.
5. The emission levels of other frequencies are very lower than the limit and not show in test report.

Product : Portable Computer
 Test Item : Harmonic Radiated Emission Data
 Test Date : 2021/02/02
 Test Mode : Mode 20 MIMO: Transmit (802.11n-40BW_30Mbps) (5710MHz)

Vertical



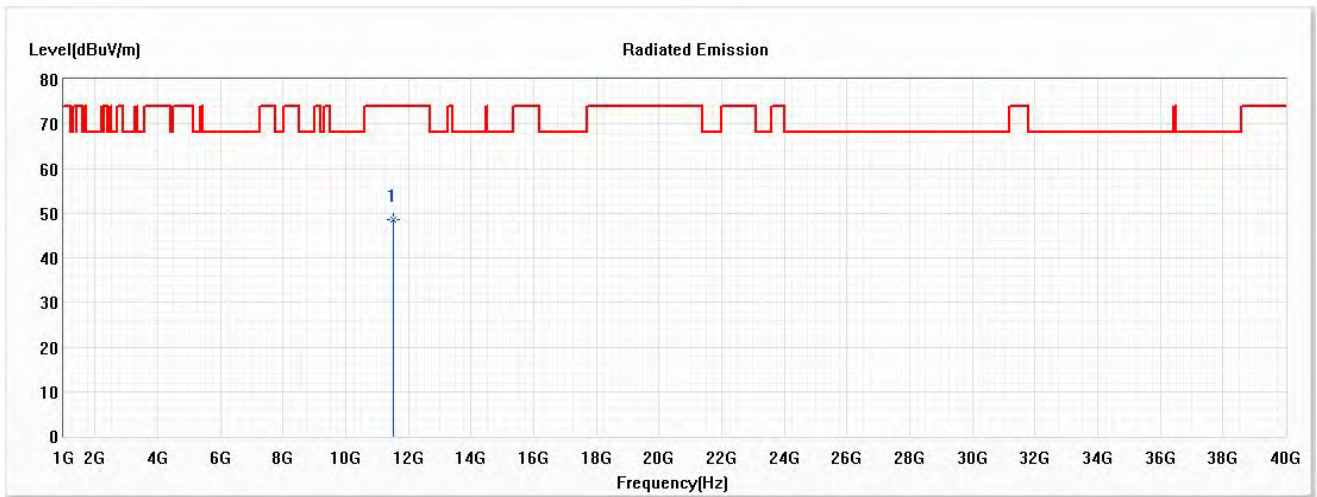
No	Frequency (MHz)	Emission Level (dBμV/m)	Limit (dBμV/m)	Margin (dB)	Reading Level (dBμV)	Correct Factor (dB)	Detector Type
* 1	11420.000	48.64	74.00	-25.36	43.46	5.18	PK

Note:

1. All Readings below 1GHz are Quasi-Peak, above 1GHz are performed with peak and/or average measurements as necessary.
2. Measurement Level = Reading Level + Correct Factor.
3. Correct Factor = Antenna factor + Cable loss – Amplifier gain.
4. The average measurement was not performed when the peak measured data under the limit of average detection.
5. The emission levels of other frequencies are very lower than the limit and not show in test report.

Product : Portable Computer
 Test Item : Harmonic Radiated Emission Data
 Test Date : 2021/02/02
 Test Mode : Mode 20 MIMO: Transmit (802.11n-40BW_30Mbps) (5755MHz)

Horizontal



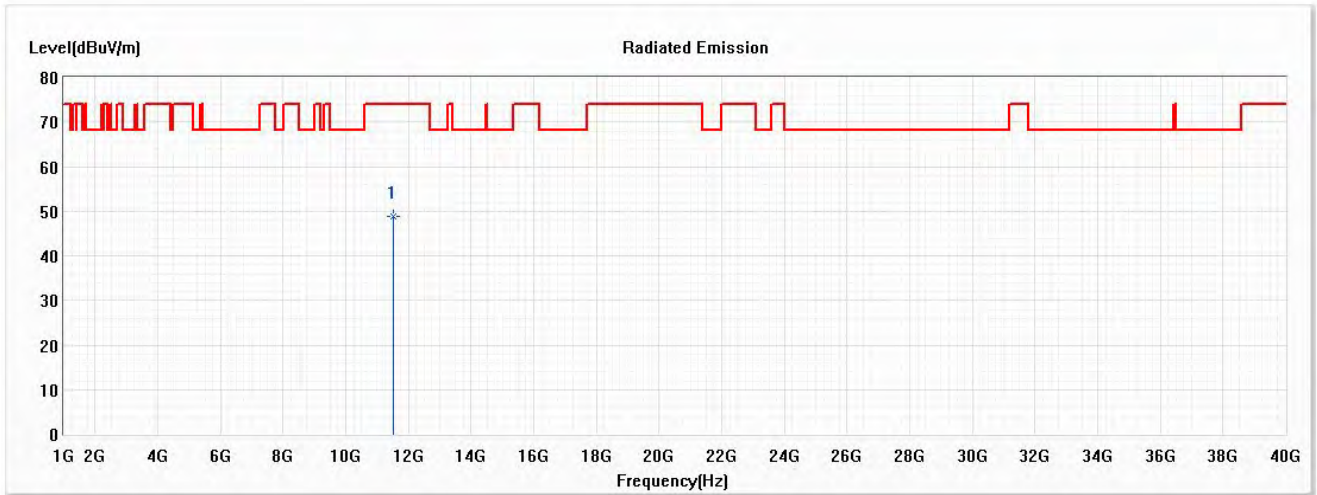
No	Frequency (MHz)	Emission Level (dBμV/m)	Limit (dBμV/m)	Margin (dB)	Reading Level (dBμV)	Correct Factor (dB)	Detector Type
* 1	11510.000	48.58	74.00	-25.42	43.25	5.33	PK

Note:

1. All Readings below 1GHz are Quasi-Peak, above 1GHz are performed with peak and/or average measurements as necessary.
2. Measurement Level = Reading Level + Correct Factor.
3. Correct Factor = Antenna factor + Cable loss – Amplifier gain.
4. The average measurement was not performed when the peak measured data under the limit of average detection.
5. The emission levels of other frequencies are very lower than the limit and not show in test report.

Product : Portable Computer
 Test Item : Harmonic Radiated Emission Data
 Test Date : 2021/02/02
 Test Mode : Mode 20 MIMO: Transmit (802.11n-40BW_30Mbps) (5755MHz)

Vertical



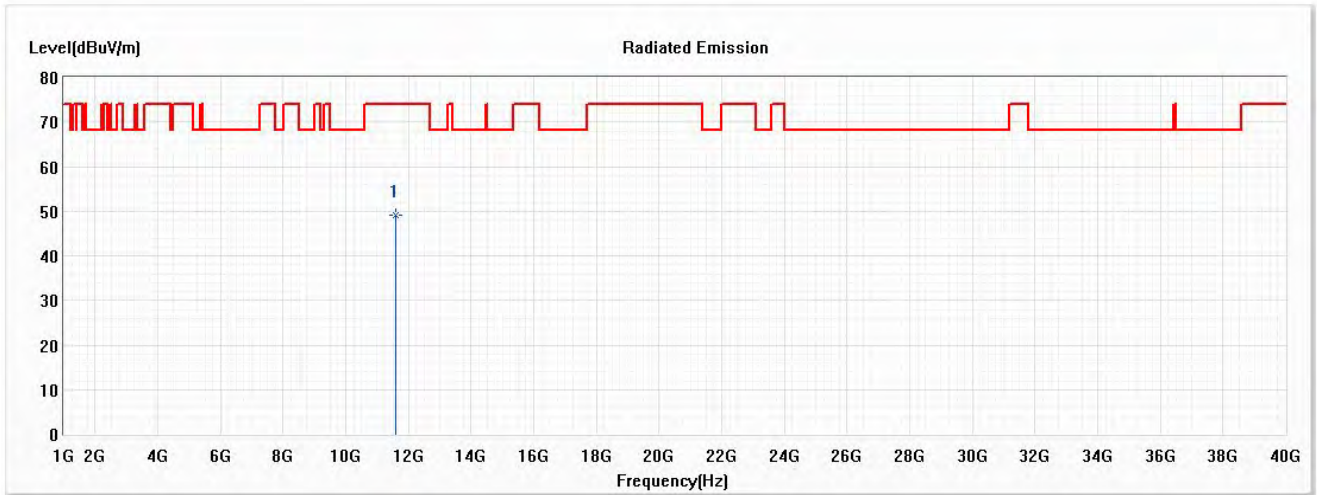
No	Frequency (MHz)	Emission Level (dBμV/m)	Limit (dBμV/m)	Margin (dB)	Reading Level (dBμV)	Correct Factor (dB)	Detector Type
* 1	11510.000	48.71	74.00	-25.29	43.38	5.33	PK

Note:

1. All Readings below 1GHz are Quasi-Peak, above 1GHz are performed with peak and/or average measurements as necessary.
2. Measurement Level = Reading Level + Correct Factor.
3. Correct Factor = Antenna factor + Cable loss – Amplifier gain.
4. The average measurement was not performed when the peak measured data under the limit of average detection.
5. The emission levels of other frequencies are very lower than the limit and not show in test report.

Product : Portable Computer
 Test Item : Harmonic Radiated Emission Data
 Test Date : 2021/02/02
 Test Mode : Mode 20 MIMO: Transmit (802.11n-40BW_30Mbps) (5795MHz)

Horizontal



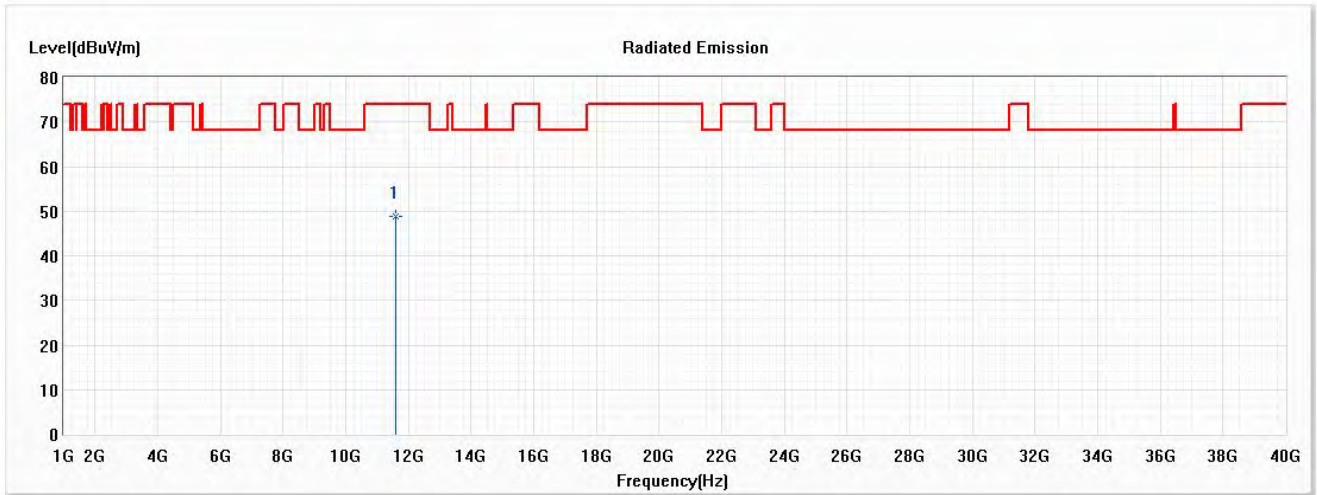
No	Frequency (MHz)	Emission Level (dBμV/m)	Limit (dBμV/m)	Margin (dB)	Reading Level (dBμV)	Correct Factor (dB)	Detector Type
* 1	11590.000	49.10	74.00	-24.90	43.68	5.42	PK

Note:

1. All Readings below 1GHz are Quasi-Peak, above 1GHz are performed with peak and/or average measurements as necessary.
2. Measurement Level = Reading Level + Correct Factor.
3. Correct Factor = Antenna factor + Cable loss – Amplifier gain.
4. The average measurement was not performed when the peak measured data under the limit of average detection.
5. The emission levels of other frequencies are very lower than the limit and not show in test report.

Product : Portable Computer
 Test Item : Harmonic Radiated Emission Data
 Test Date : 2021/02/02
 Test Mode : Mode 20 MIMO: Transmit (802.11n-40BW_30Mbps) (5795MHz)

Vertical



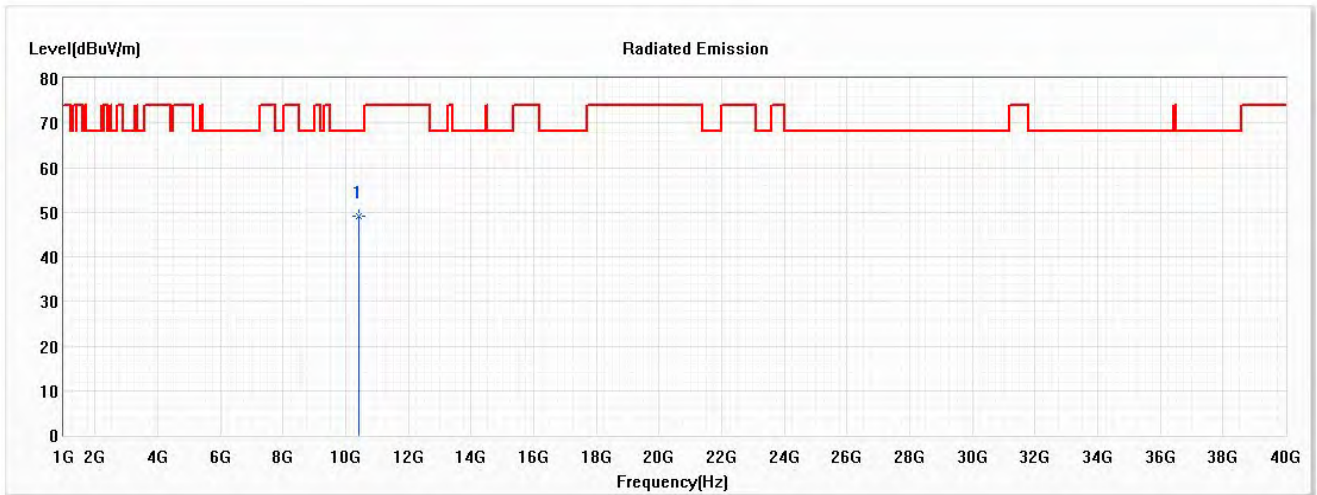
No	Frequency (MHz)	Emission Level (dBμV/m)	Limit (dBμV/m)	Margin (dB)	Reading Level (dBμV)	Correct Factor (dB)	Detector Type
* 1	11590.000	48.87	74.00	-25.13	43.45	5.42	PK

Note:

1. All Readings below 1GHz are Quasi-Peak, above 1GHz are performed with peak and/or average measurements as necessary.
2. Measurement Level = Reading Level + Correct Factor.
3. Correct Factor = Antenna factor + Cable loss – Amplifier gain.
4. The average measurement was not performed when the peak measured data under the limit of average detection.
5. The emission levels of other frequencies are very lower than the limit and not show in test report.

Product : Portable Computer
 Test Item : Harmonic Radiated Emission Data
 Test Date : 2021/02/02
 Test Mode : Mode 21 MIMO: Transmit (802.11ac-80BW_65Mbps) (5210MHz)

Horizontal



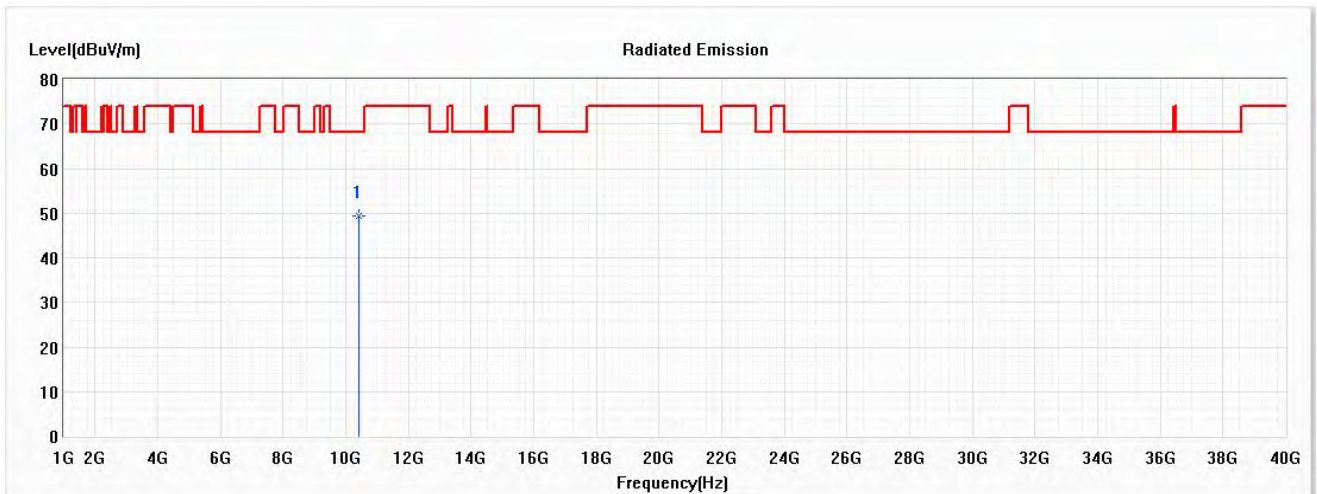
No	Frequency (MHz)	Emission Level (dBμV/m)	Limit (dBμV/m)	Margin (dB)	Reading Level (dBμV)	Correct Factor (dB)	Detector Type
* 1	10420.000	49.14	68.22	-19.08	44.61	4.53	PK

Note:

1. All Readings below 1GHz are Quasi-Peak, above 1GHz are performed with peak and/or average measurements as necessary.
2. Measurement Level = Reading Level + Correct Factor.
3. Correct Factor = Antenna factor + Cable loss – Amplifier gain.
4. The average measurement was not performed when the peak measured data under the limit of average detection.
5. The emission levels of other frequencies are very lower than the limit and not show in test report.

Product : Portable Computer
 Test Item : Harmonic Radiated Emission Data
 Test Date : 2021/02/02
 Test Mode : Mode 21 MIMO: Transmit (802.11ac-80BW_65Mbps) (5210MHz)

Vertical



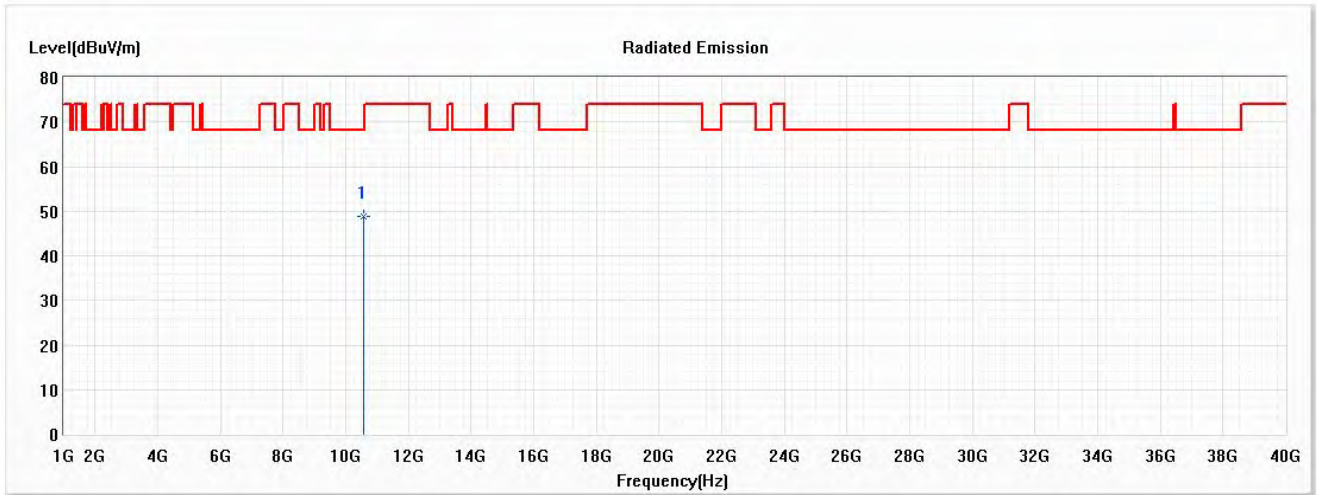
No	Frequency (MHz)	Emission Level (dBμV/m)	Limit (dBμV/m)	Margin (dB)	Reading Level (dBμV)	Correct Factor (dB)	Detector Type
* 1	10420.000	49.33	68.22	-18.89	44.80	4.53	PK

Note:

1. All Readings below 1GHz are Quasi-Peak, above 1GHz are performed with peak and/or average measurements as necessary.
2. Measurement Level = Reading Level + Correct Factor.
3. Correct Factor = Antenna factor + Cable loss – Amplifier gain.
4. The average measurement was not performed when the peak measured data under the limit of average detection.
5. The emission levels of other frequencies are very lower than the limit and not show in test report.

Product : Portable Computer
 Test Item : Harmonic Radiated Emission Data
 Test Date : 2021/02/02
 Test Mode : Mode 21 MIMO: Transmit (802.11ac-80BW_65Mbps) (5290MHz)

Horizontal



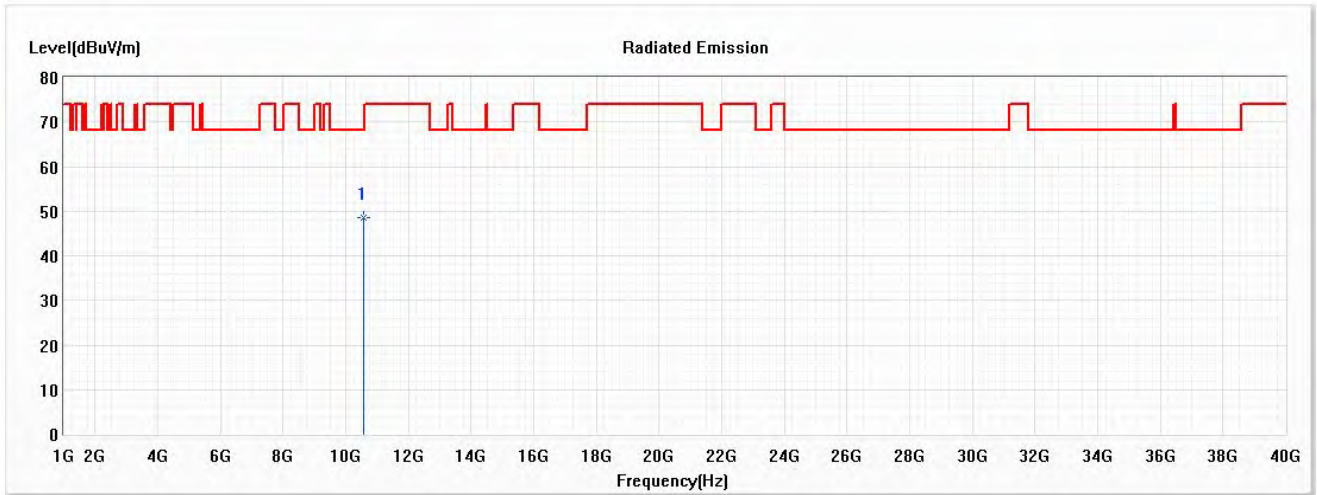
No	Frequency (MHz)	Emission Level (dBμV/m)	Limit (dBμV/m)	Margin (dB)	Reading Level (dBμV)	Correct Factor (dB)	Detector Type
* 1	10580.000	48.73	68.22	-19.49	44.05	4.68	PK

Note:

1. All Readings below 1GHz are Quasi-Peak, above 1GHz are performed with peak and/or average measurements as necessary.
2. Measurement Level = Reading Level + Correct Factor.
3. Correct Factor = Antenna factor + Cable loss – Amplifier gain.
4. The average measurement was not performed when the peak measured data under the limit of average detection.
5. The emission levels of other frequencies are very lower than the limit and not show in test report.

Product : Portable Computer
 Test Item : Harmonic Radiated Emission Data
 Test Date : 2021/02/02
 Test Mode : Mode 21 MIMO: Transmit (802.11ac-80BW_65Mbps) (5290MHz)

Vertical



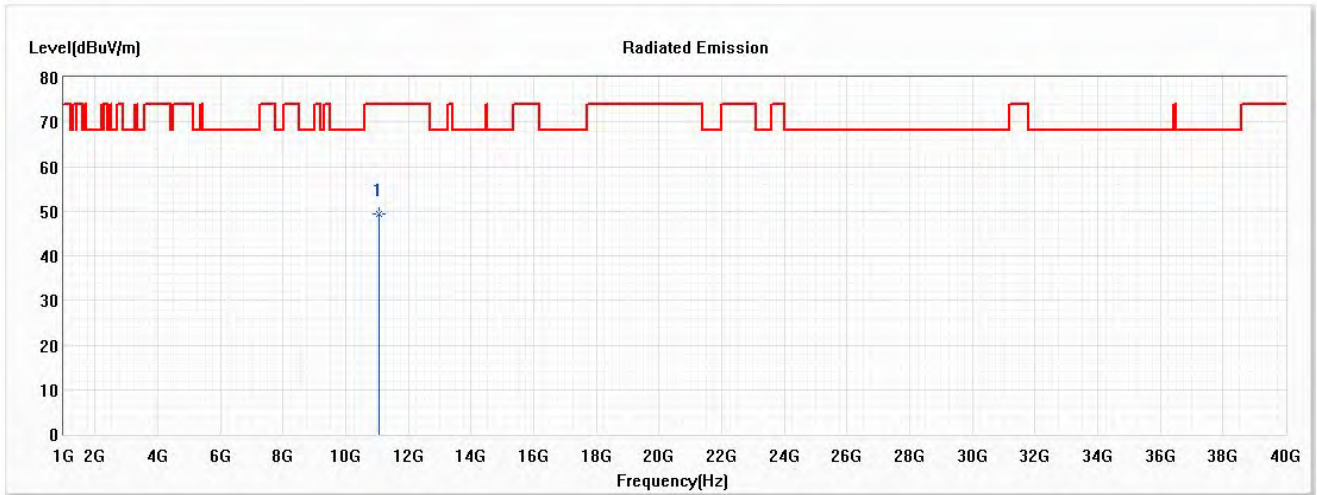
No	Frequency (MHz)	Emission Level (dBμV/m)	Limit (dBμV/m)	Margin (dB)	Reading Level (dBμV)	Correct Factor (dB)	Detector Type
* 1	10580.000	48.57	68.22	-19.65	43.89	4.68	PK

Note:

1. All Readings below 1GHz are Quasi-Peak, above 1GHz are performed with peak and/or average measurements as necessary.
2. Measurement Level = Reading Level + Correct Factor.
3. Correct Factor = Antenna factor + Cable loss – Amplifier gain.
4. The average measurement was not performed when the peak measured data under the limit of average detection.
5. The emission levels of other frequencies are very lower than the limit and not show in test report.

Product : Portable Computer
 Test Item : Harmonic Radiated Emission Data
 Test Date : 2021/02/02
 Test Mode : Mode 21 MIMO: Transmit (802.11ac-80BW_65Mbps) (5530MHz)

Horizontal



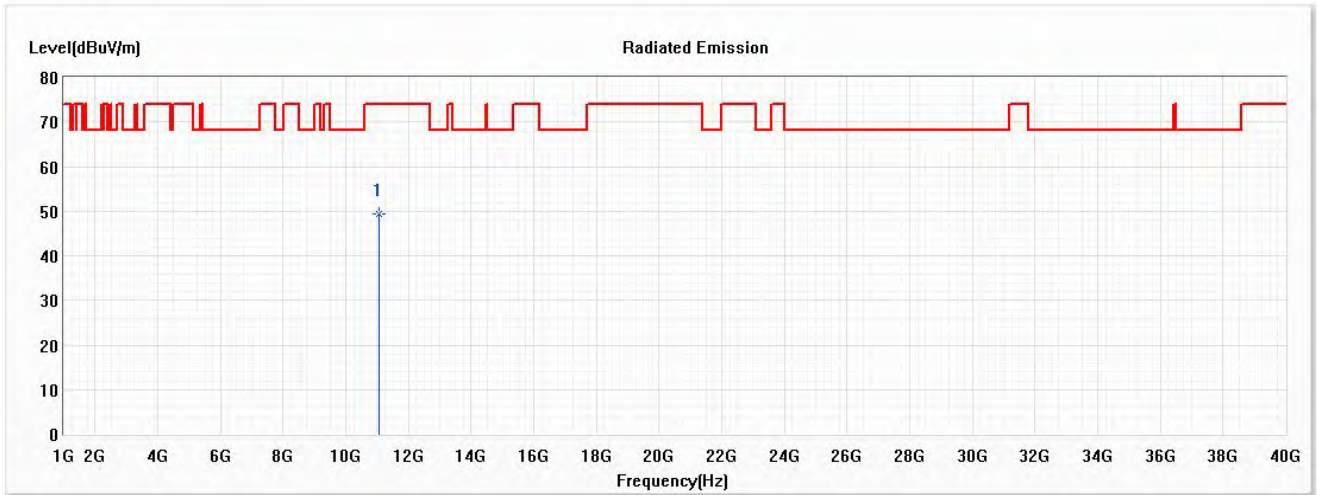
No	Frequency (MHz)	Emission Level (dBμV/m)	Limit (dBμV/m)	Margin (dB)	Reading Level (dBμV)	Correct Factor (dB)	Detector Type
* 1	11060.000	49.34	74.00	-24.66	44.56	4.78	PK

Note:

1. All Readings below 1GHz are Quasi-Peak, above 1GHz are performed with peak and/or average measurements as necessary.
2. Measurement Level = Reading Level + Correct Factor.
3. Correct Factor = Antenna factor + Cable loss – Amplifier gain.
4. The average measurement was not performed when the peak measured data under the limit of average detection.
5. The emission levels of other frequencies are very lower than the limit and not show in test report.

Product : Portable Computer
 Test Item : Harmonic Radiated Emission Data
 Test Date : 2021/02/02
 Test Mode : Mode 21 MIMO: Transmit (802.11ac-80BW_65Mbps) (5530MHz)

Vertical



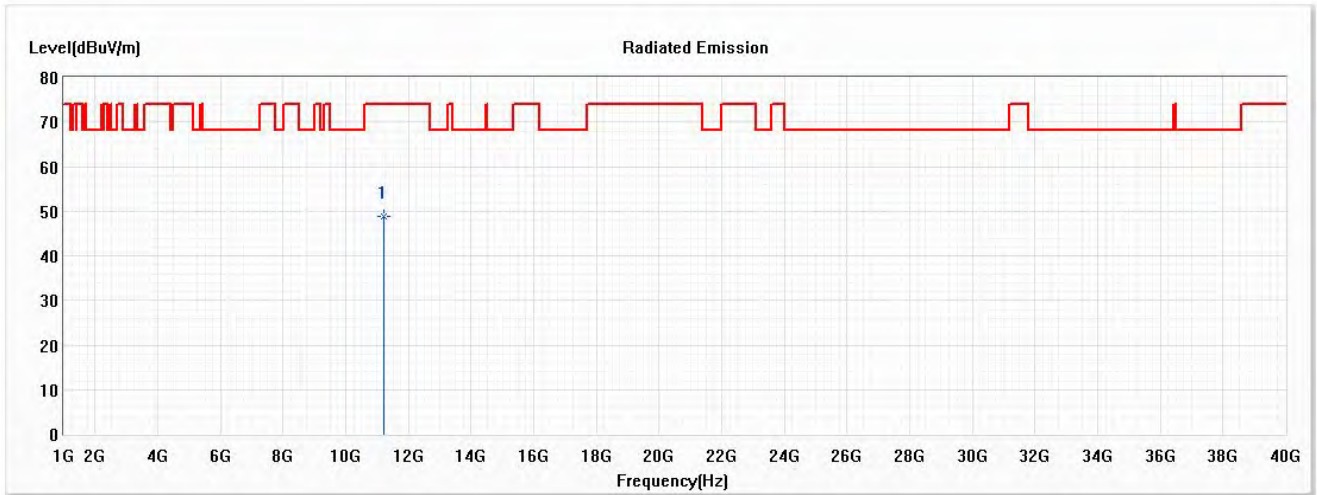
No	Frequency (MHz)	Emission Level (dBμV/m)	Limit (dBμV/m)	Margin (dB)	Reading Level (dBμV)	Correct Factor (dB)	Detector Type
* 1	11060.000	49.47	74.00	-24.53	44.69	4.78	PK

Note:

1. All Readings below 1GHz are Quasi-Peak, above 1GHz are performed with peak and/or average measurements as necessary.
2. Measurement Level = Reading Level + Correct Factor.
3. Correct Factor = Antenna factor + Cable loss – Amplifier gain.
4. The average measurement was not performed when the peak measured data under the limit of average detection.
5. The emission levels of other frequencies are very lower than the limit and not show in test report.

Product : Portable Computer
 Test Item : Harmonic Radiated Emission Data
 Test Date : 2021/02/02
 Test Mode : Mode 21 MIMO: Transmit (802.11ac-80BW_65Mbps) (5610MHz)

Horizontal



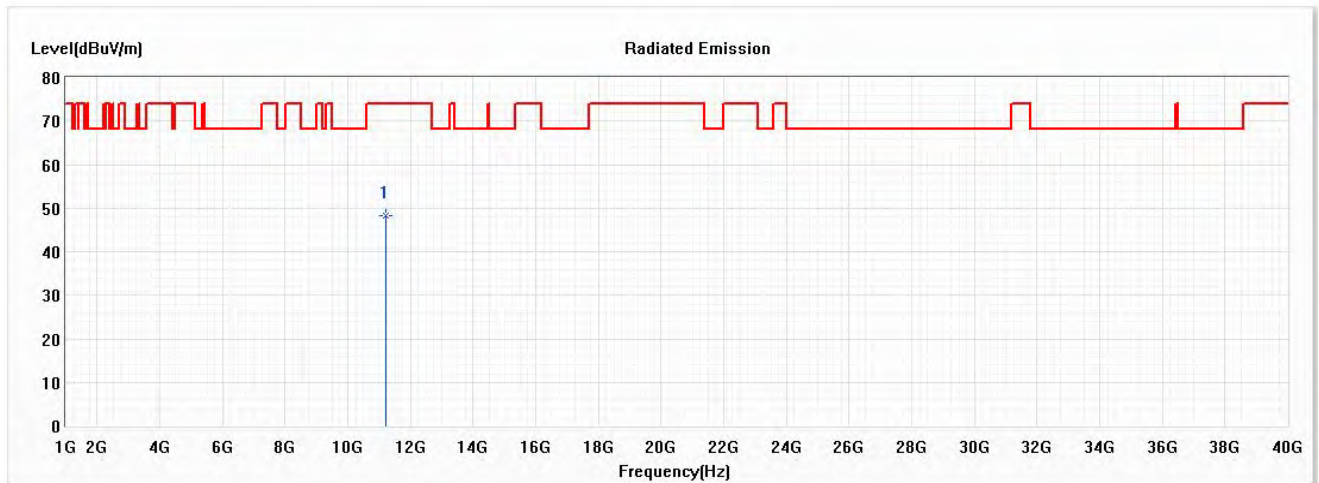
No	Frequency (MHz)	Emission Level (dBμV/m)	Limit (dBμV/m)	Margin (dB)	Reading Level (dBμV)	Correct Factor (dB)	Detector Type
* 1	11220.000	48.70	74.00	-25.30	43.77	4.93	PK

Note:

1. All Readings below 1GHz are Quasi-Peak, above 1GHz are performed with peak and/or average measurements as necessary.
2. Measurement Level = Reading Level + Correct Factor.
3. Correct Factor = Antenna factor + Cable loss – Amplifier gain.
4. The average measurement was not performed when the peak measured data under the limit of average detection.
5. The emission levels of other frequencies are very lower than the limit and not show in test report.

Product : Portable Computer
 Test Item : Harmonic Radiated Emission Data
 Test Date : 2021/02/02
 Test Mode : Mode 21 MIMO: Transmit (802.11ac-80BW_65Mbps) (5610MHz)

Vertical



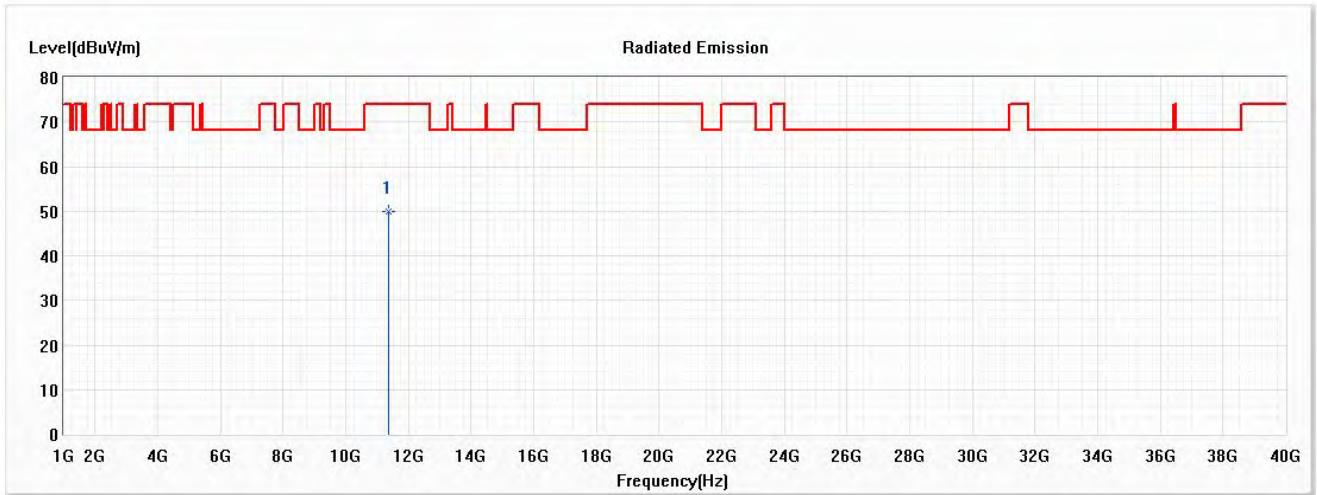
No	Frequency (MHz)	Emission Level (dBμV/m)	Limit (dBμV/m)	Margin (dB)	Reading Level (dBμV)	Correct Factor (dB)	Detector Type
* 1	11220.000	48.37	74.00	-25.63	43.44	4.93	PK

Note:

1. All Readings below 1GHz are Quasi-Peak, above 1GHz are performed with peak and/or average measurements as necessary.
2. Measurement Level = Reading Level + Correct Factor.
3. Correct Factor = Antenna factor + Cable loss – Amplifier gain.
4. The average measurement was not performed when the peak measured data under the limit of average detection.
5. The emission levels of other frequencies are very lower than the limit and not show in test report.

Product : Portable Computer
 Test Item : Harmonic Radiated Emission Data
 Test Date : 2021/02/02
 Test Mode : Mode 21 MIMO: Transmit (802.11ac-80BW_65Mbps) (5690MHz)

Horizontal



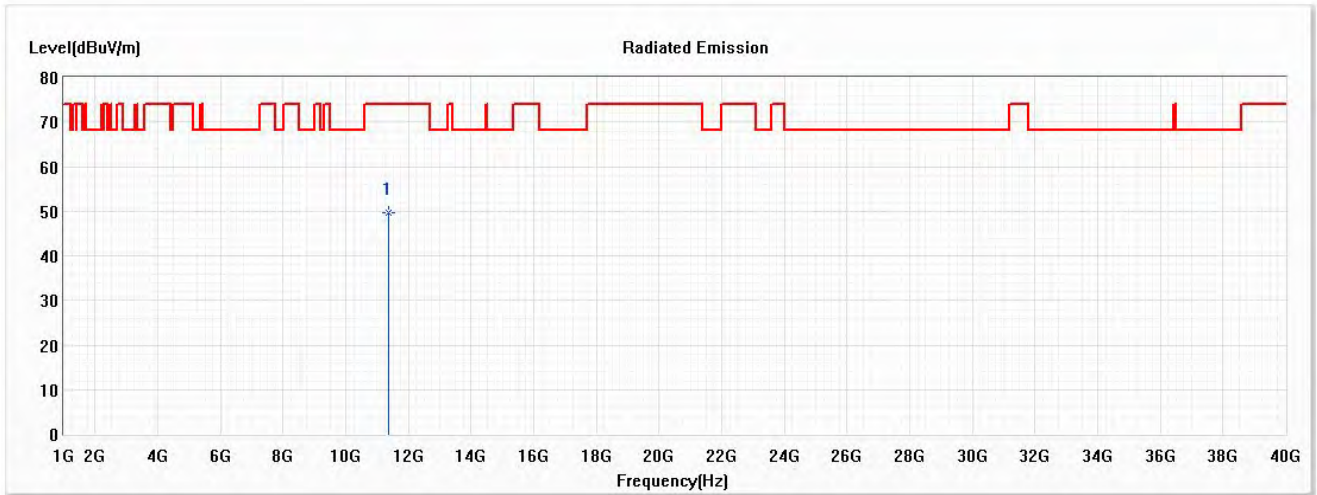
No	Frequency (MHz)	Emission Level (dBμV/m)	Limit (dBμV/m)	Margin (dB)	Reading Level (dBμV)	Correct Factor (dB)	Detector Type
* 1	11380.000	49.90	74.00	-24.10	44.83	5.07	PK

Note:

1. All Readings below 1GHz are Quasi-Peak, above 1GHz are performed with peak and/or average measurements as necessary.
2. Measurement Level = Reading Level + Correct Factor.
3. Correct Factor = Antenna factor + Cable loss – Amplifier gain.
4. The average measurement was not performed when the peak measured data under the limit of average detection.
5. The emission levels of other frequencies are very lower than the limit and not show in test report.

Product : Portable Computer
 Test Item : Harmonic Radiated Emission Data
 Test Date : 2021/02/02
 Test Mode : Mode 21 MIMO: Transmit (802.11ac-80BW_65Mbps) (5690MHz)

Vertical



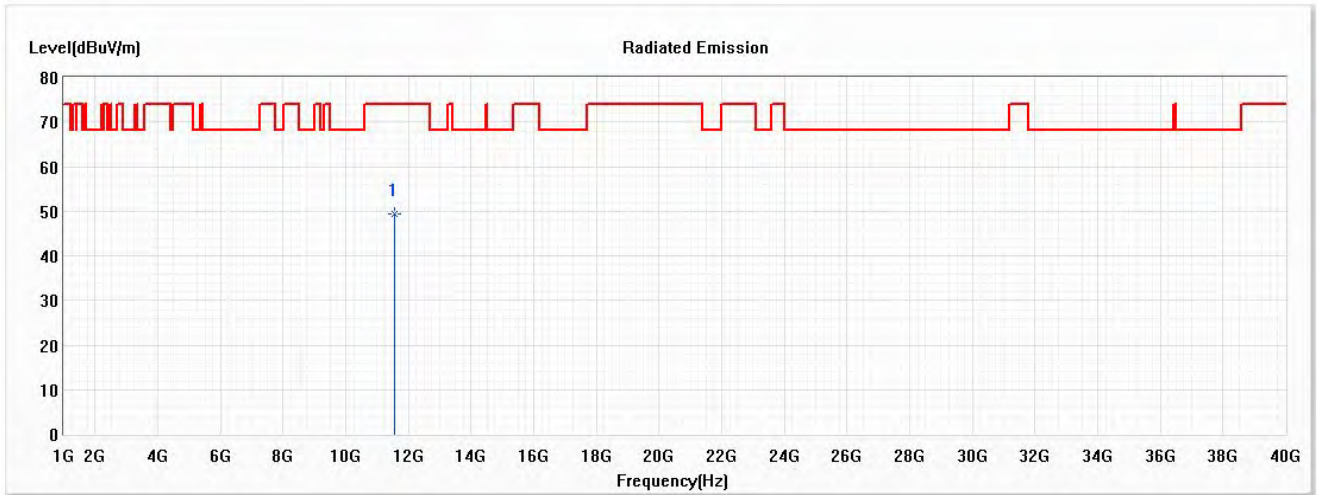
No	Frequency (MHz)	Emission Level (dBμV/m)	Limit (dBμV/m)	Margin (dB)	Reading Level (dBμV)	Correct Factor (dB)	Detector Type
* 1	11380.000	49.76	74.00	-24.24	44.69	5.07	PK

Note:

1. All Readings below 1GHz are Quasi-Peak, above 1GHz are performed with peak and/or average measurements as necessary.
2. Measurement Level = Reading Level + Correct Factor.
3. Correct Factor = Antenna factor + Cable loss – Amplifier gain.
4. The average measurement was not performed when the peak measured data under the limit of average detection.
5. The emission levels of other frequencies are very lower than the limit and not show in test report.

Product : Portable Computer
 Test Item : Harmonic Radiated Emission Data
 Test Date : 2021/02/02
 Test Mode : Mode 21 MIMO: Transmit (802.11ac-80BW_65Mbps) (5775MHz)

Horizontal



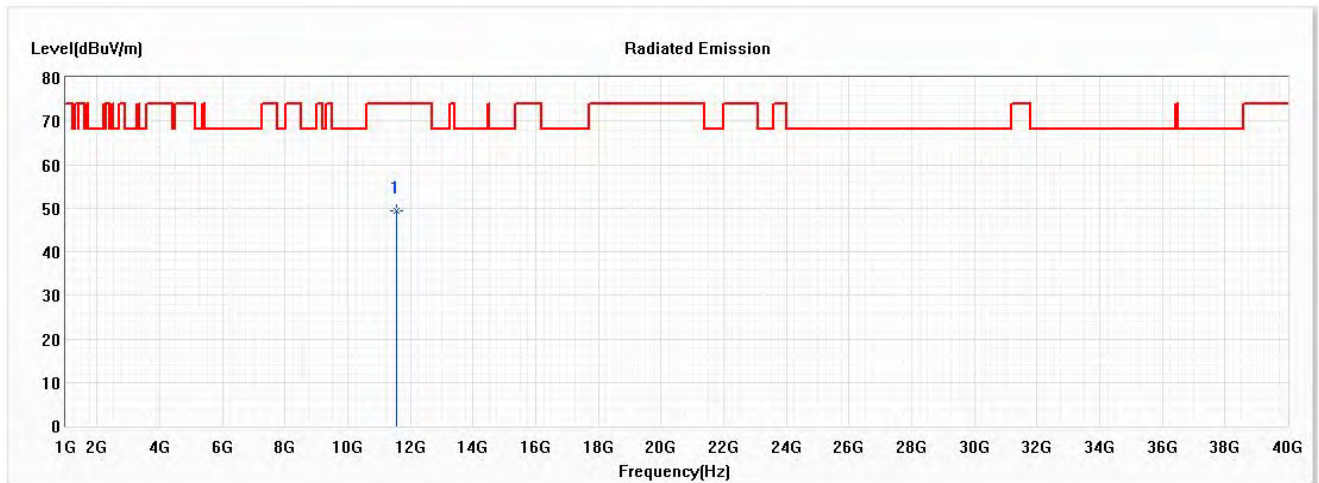
No	Frequency (MHz)	Emission Level (dBμV/m)	Limit (dBμV/m)	Margin (dB)	Reading Level (dBμV)	Correct Factor (dB)	Detector Type
* 1	11550.000	49.36	74.00	-24.64	44.01	5.35	PK

Note:

1. All Readings below 1GHz are Quasi-Peak, above 1GHz are performed with peak and/or average measurements as necessary.
2. Measurement Level = Reading Level + Correct Factor.
3. Correct Factor = Antenna factor + Cable loss – Amplifier gain.
4. The average measurement was not performed when the peak measured data under the limit of average detection.
5. The emission levels of other frequencies are very lower than the limit and not show in test report.

Product : Portable Computer
 Test Item : Harmonic Radiated Emission Data
 Test Date : 2021/02/02
 Test Mode : Mode 21 MIMO: Transmit (802.11ac-80BW_65Mbps) (5775MHz)

Vertical



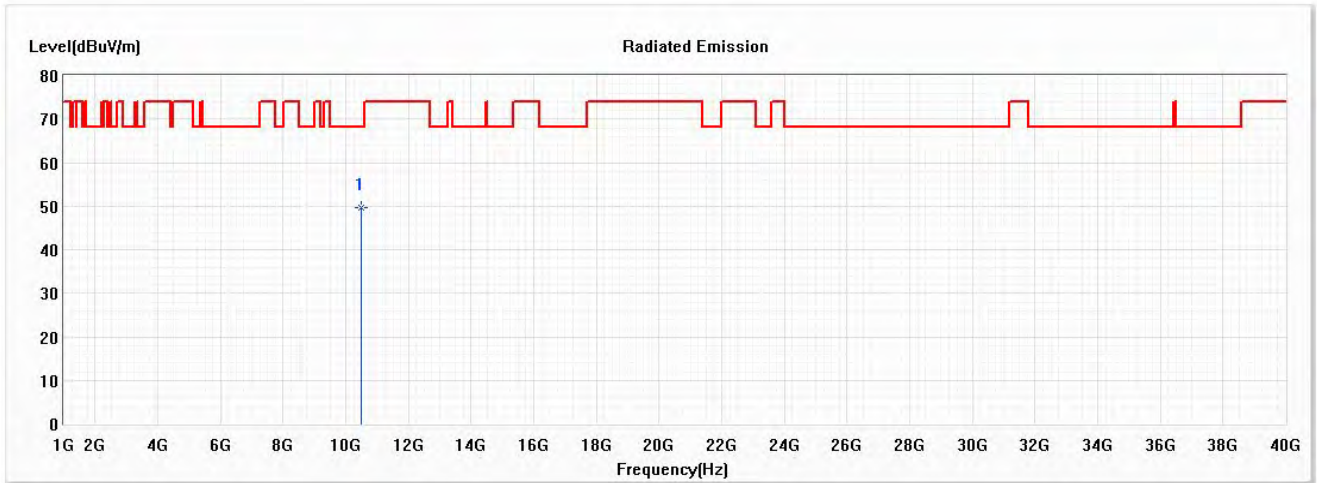
No	Frequency (MHz)	Emission Level (dBμV/m)	Limit (dBμV/m)	Margin (dB)	Reading Level (dBμV)	Correct Factor (dB)	Detector Type
* 1	11550.000	49.48	74.00	-24.52	44.13	5.35	PK

Note:

1. All Readings below 1GHz are Quasi-Peak, above 1GHz are performed with peak and/or average measurements as necessary.
2. Measurement Level = Reading Level + Correct Factor.
3. Correct Factor = Antenna factor + Cable loss – Amplifier gain.
4. The average measurement was not performed when the peak measured data under the limit of average detection.
5. The emission levels of other frequencies are very lower than the limit and not show in test report.

Product : Portable Computer
 Test Item : Harmonic Radiated Emission Data
 Test Date : 2021/02/02
 Test Mode : Mode 22 MIMO: Transmit (802.11ac-160BW_130Mbps) (5250MHz)

Horizontal



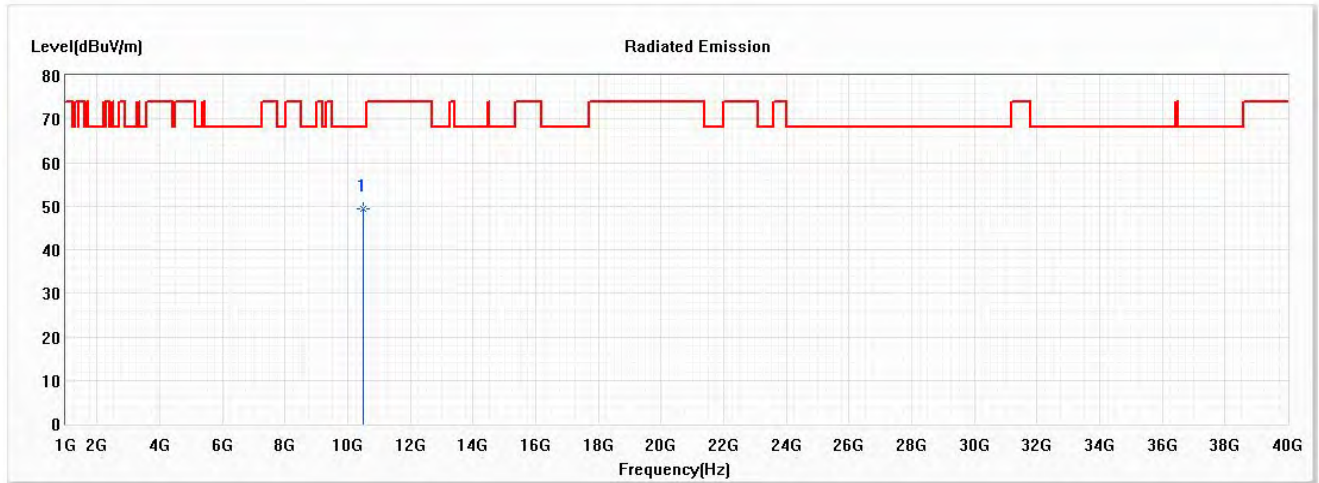
No	Frequency (MHz)	Emission Level (dBμV/m)	Limit (dBμV/m)	Margin (dB)	Reading Level (dBμV)	Correct Factor (dB)	Detector Type
* 1	10500.000	49.66	68.22	-18.56	45.04	4.62	PK

Note:

1. All Readings below 1GHz are Quasi-Peak, above 1GHz are performed with peak and/or average measurements as necessary.
2. Measurement Level = Reading Level + Correct Factor.
3. Correct Factor = Antenna factor + Cable loss – Amplifier gain.
4. The average measurement was not performed when the peak measured data under the limit of average detection.
5. The emission levels of other frequencies are very lower than the limit and not show in test report.

Product : Portable Computer
 Test Item : Harmonic Radiated Emission Data
 Test Date : 2021/02/02
 Test Mode : Mode 22 MIMO: Transmit (802.11ac-160BW_130Mbps) (5250MHz)

Vertical



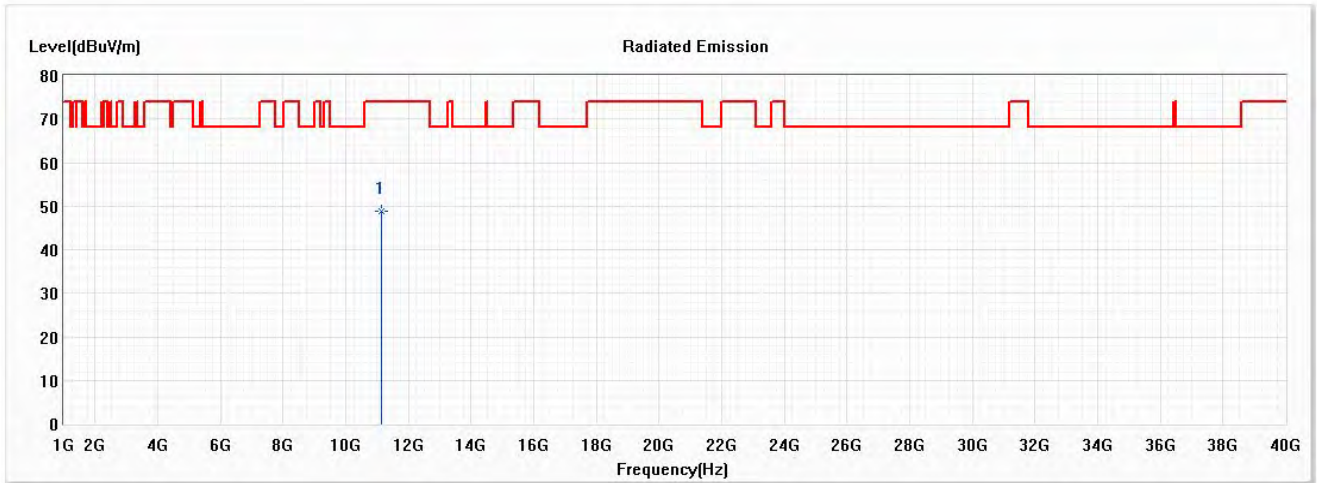
No	Frequency (MHz)	Emission Level (dBμV/m)	Limit (dBμV/m)	Margin (dB)	Reading Level (dBμV)	Correct Factor (dB)	Detector Type
* 1	10500.000	49.51	68.22	-18.71	44.89	4.62	PK

Note:

1. All Readings below 1GHz are Quasi-Peak, above 1GHz are performed with peak and/or average measurements as necessary.
2. Measurement Level = Reading Level + Correct Factor.
3. Correct Factor = Antenna factor + Cable loss – Amplifier gain.
4. The average measurement was not performed when the peak measured data under the limit of average detection.
5. The emission levels of other frequencies are very lower than the limit and not show in test report.

Product : Portable Computer
 Test Item : Harmonic Radiated Emission Data
 Test Date : 2021/02/02
 Test Mode : Mode 22 MIMO: Transmit (802.11ac-160BW_130Mbps) (5570MHz)

Horizontal



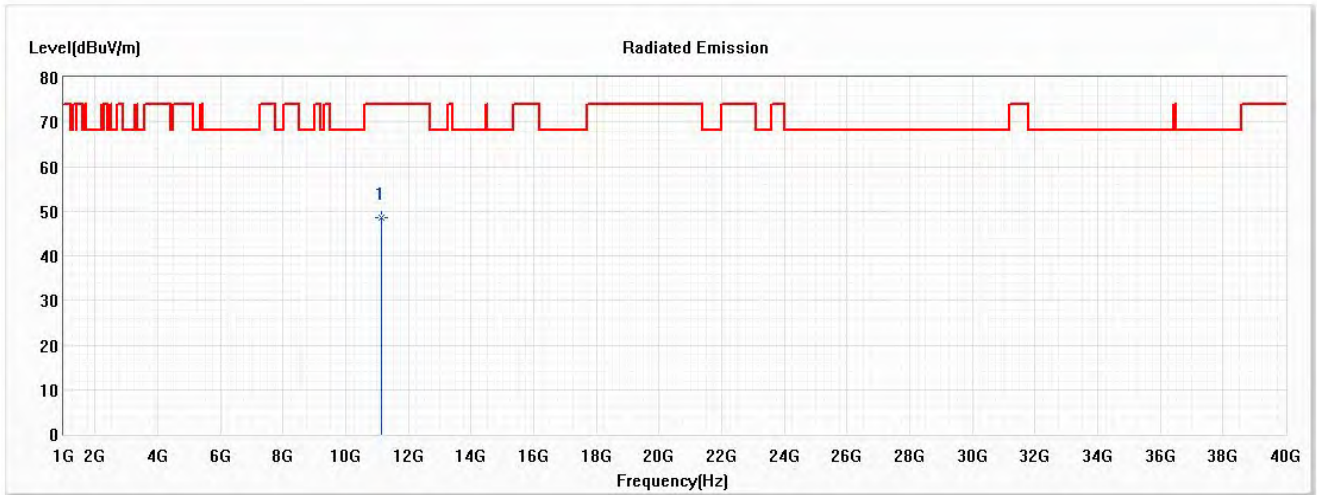
No	Frequency (MHz)	Emission Level (dBμV/m)	Limit (dBμV/m)	Margin (dB)	Reading Level (dBμV)	Correct Factor (dB)	Detector Type
* 1	11140.000	48.78	74.00	-25.22	43.94	4.84	PK

Note:

1. All Readings below 1GHz are Quasi-Peak, above 1GHz are performed with peak and/or average measurements as necessary.
2. Measurement Level = Reading Level + Correct Factor.
3. Correct Factor = Antenna factor + Cable loss – Amplifier gain.
4. The average measurement was not performed when the peak measured data under the limit of average detection.
5. The emission levels of other frequencies are very lower than the limit and not show in test report.

Product : Portable Computer
 Test Item : Harmonic Radiated Emission Data
 Test Date : 2021/02/02
 Test Mode : Mode 22 MIMO: Transmit (802.11ac-160BW_130Mbps) (5570MHz)

Vertical



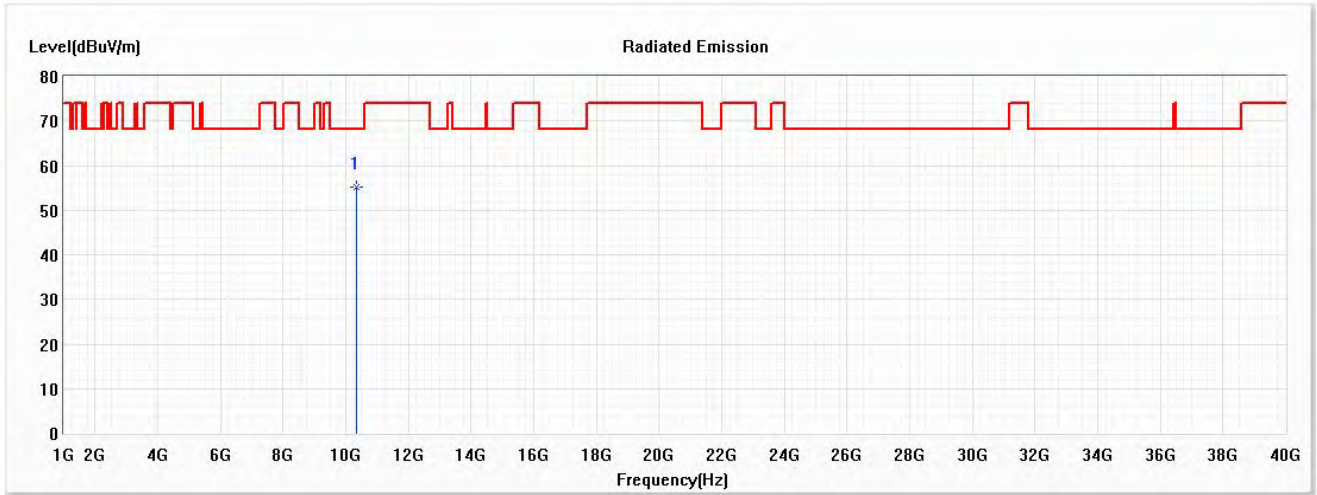
No	Frequency (MHz)	Emission Level (dBμV/m)	Limit (dBμV/m)	Margin (dB)	Reading Level (dBμV)	Correct Factor (dB)	Detector Type
* 1	11140.000	48.45	74.00	-25.55	43.61	4.84	PK

Note:

1. All Readings below 1GHz are Quasi-Peak, above 1GHz are performed with peak and/or average measurements as necessary.
2. Measurement Level = Reading Level + Correct Factor.
3. Correct Factor = Antenna factor + Cable loss – Amplifier gain.
4. The average measurement was not performed when the peak measured data under the limit of average detection.
5. The emission levels of other frequencies are very lower than the limit and not show in test report.

Product : Portable Computer
 Test Item : Harmonic Radiated Emission Data
 Test Date : 2021/01/29
 Test Mode : Mode 6 SISO A: Transmit (802.11ax-20BW_8.6Mbps) (5180MHz)

Horizontal



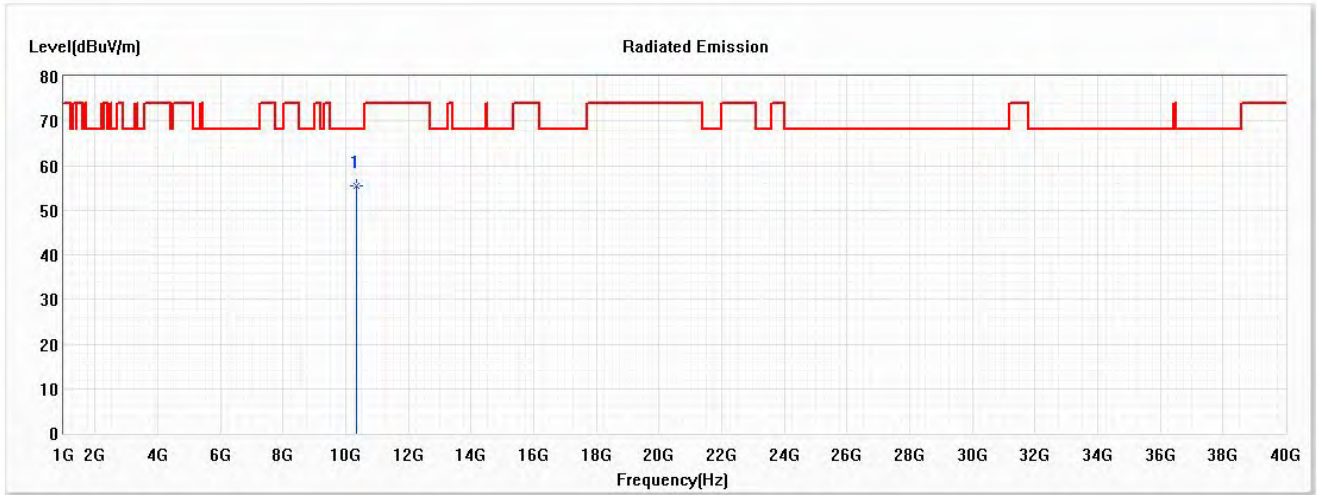
No	Frequency (MHz)	Emission Level (dBμV/m)	Limit (dBμV/m)	Margin (dB)	Reading Level (dBμV)	Correct Factor (dB)	Detector Type
* 1	10360.000	55.14	68.22	-13.08	50.63	4.51	PK

Note:

1. All Readings below 1GHz are Quasi-Peak, above 1GHz are performed with peak and/or average measurements as necessary.
2. Measurement Level = Reading Level + Correct Factor.
3. Correct Factor = Antenna factor + Cable loss – Amplifier gain.
4. The average measurement was not performed when the peak measured data under the limit of average detection.
5. The emission levels of other frequencies are very lower than the limit and not show in test report.

Product : Portable Computer
 Test Item : Harmonic Radiated Emission Data
 Test Date : 2021/01/29
 Test Mode : Mode 6 SISO A: Transmit (802.11ax-20BW_8.6Mbps) (5180MHz)

Vertical



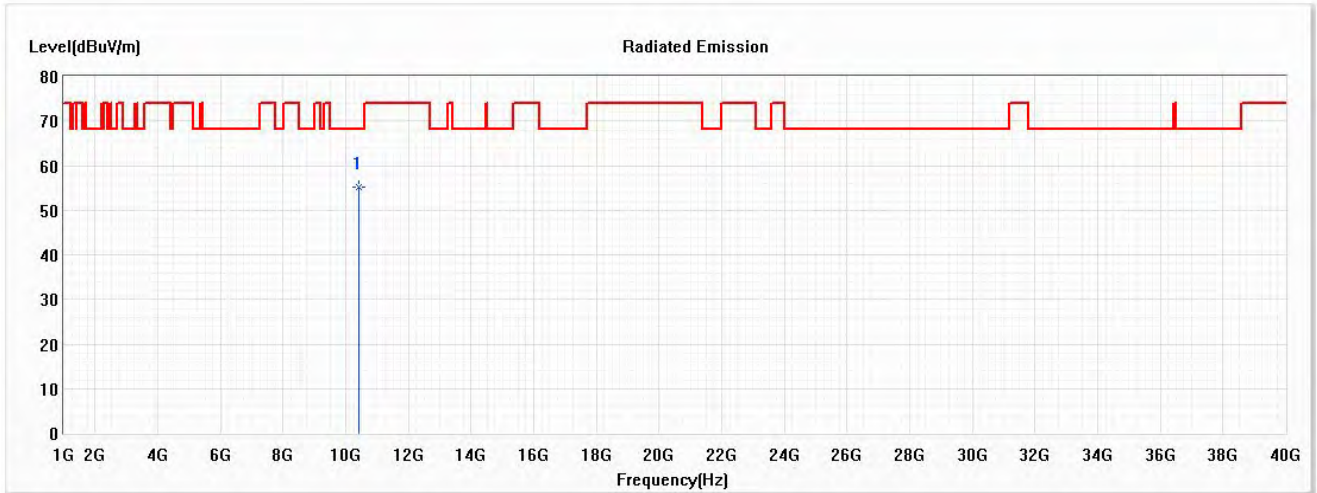
No	Frequency (MHz)	Emission Level (dBμV/m)	Limit (dBμV/m)	Margin (dB)	Reading Level (dBμV)	Correct Factor (dB)	Detector Type
* 1	10360.000	55.58	68.22	-12.64	51.07	4.51	PK

Note:

1. All Readings below 1GHz are Quasi-Peak, above 1GHz are performed with peak and/or average measurements as necessary.
2. Measurement Level = Reading Level + Correct Factor.
3. Correct Factor = Antenna factor + Cable loss – Amplifier gain.
4. The average measurement was not performed when the peak measured data under the limit of average detection.
5. The emission levels of other frequencies are very lower than the limit and not show in test report.

Product : Portable Computer
 Test Item : Harmonic Radiated Emission Data
 Test Date : 2021/01/29
 Test Mode : Mode 6 SISO A: Transmit (802.11ax-20BW_8.6Mbps) (5200MHz)

Horizontal



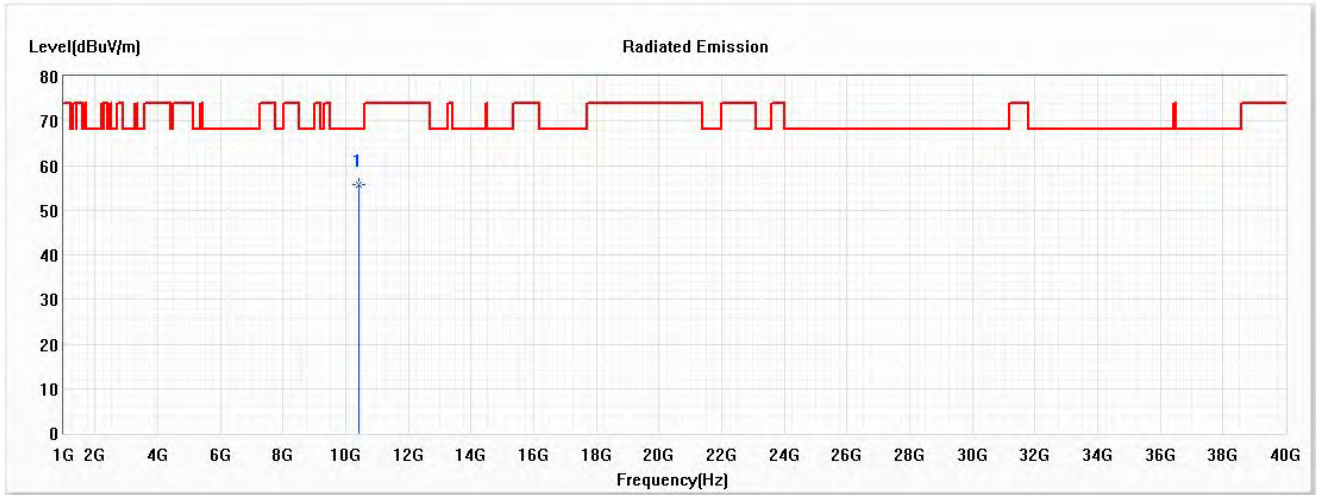
No	Frequency (MHz)	Emission Level (dBμV/m)	Limit (dBμV/m)	Margin (dB)	Reading Level (dBμV)	Correct Factor (dB)	Detector Type
* 1	10400.000	55.20	68.22	-13.02	50.67	4.53	PK

Note:

1. All Readings below 1GHz are Quasi-Peak, above 1GHz are performed with peak and/or average measurements as necessary.
2. Measurement Level = Reading Level + Correct Factor.
3. Correct Factor = Antenna factor + Cable loss – Amplifier gain.
4. The average measurement was not performed when the peak measured data under the limit of average detection.
5. The emission levels of other frequencies are very lower than the limit and not show in test report.

Product : Portable Computer
 Test Item : Harmonic Radiated Emission Data
 Test Date : 2021/01/29
 Test Mode : Mode 6 SISO A: Transmit (802.11ax-20BW_8.6Mbps) (5200MHz)

Vertical



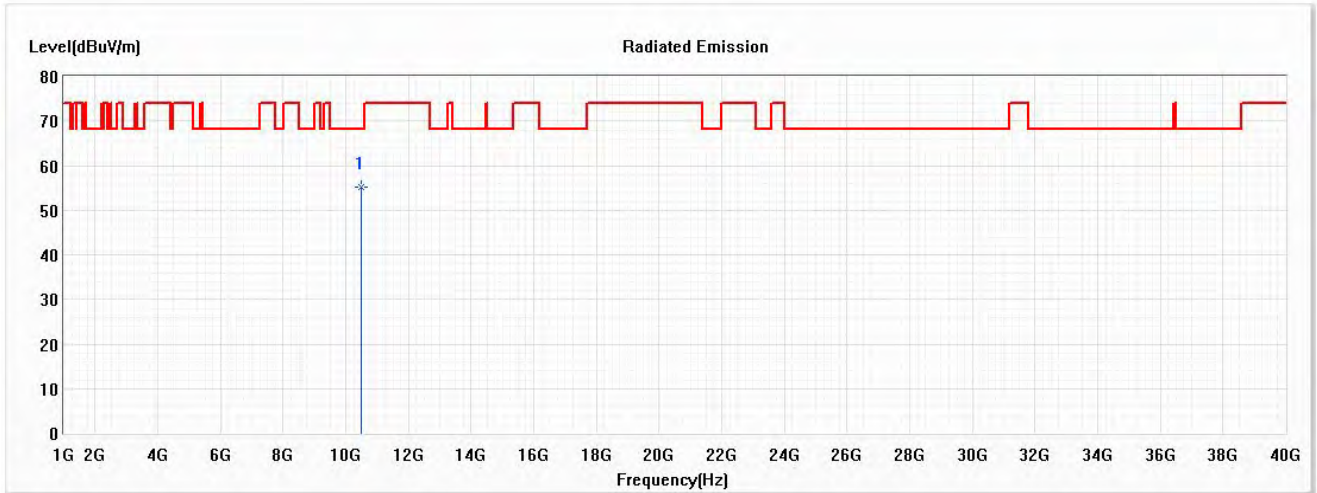
No	Frequency (MHz)	Emission Level (dBμV/m)	Limit (dBμV/m)	Margin (dB)	Reading Level (dBμV)	Correct Factor (dB)	Detector Type
* 1	10400.000	55.69	68.22	-12.53	51.16	4.53	PK

Note:

1. All Readings below 1GHz are Quasi-Peak, above 1GHz are performed with peak and/or average measurements as necessary.
2. Measurement Level = Reading Level + Correct Factor.
3. Correct Factor = Antenna factor + Cable loss – Amplifier gain.
4. The average measurement was not performed when the peak measured data under the limit of average detection.
5. The emission levels of other frequencies are very lower than the limit and not show in test report.

Product : Portable Computer
 Test Item : Harmonic Radiated Emission Data
 Test Date : 2021/01/29
 Test Mode : Mode 6 SISO A: Transmit (802.11ax-20BW_8.6Mbps) (5240MHz)

Horizontal



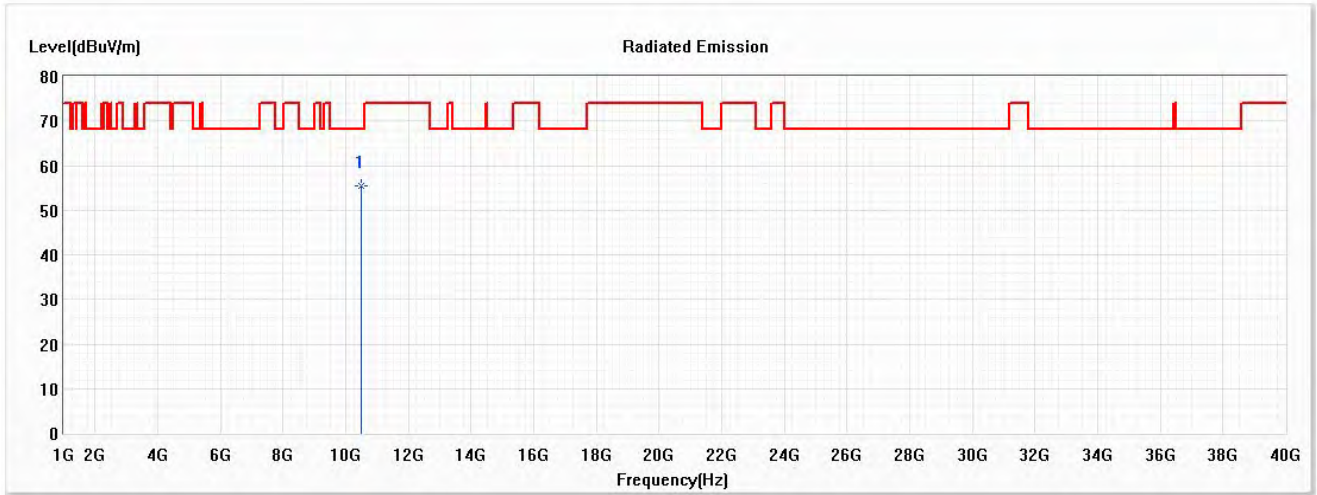
No	Frequency (MHz)	Emission Level (dBμV/m)	Limit (dBμV/m)	Margin (dB)	Reading Level (dBμV)	Correct Factor (dB)	Detector Type
* 1	10480.000	55.13	68.22	-13.09	50.48	4.65	PK

Note:

1. All Readings below 1GHz are Quasi-Peak, above 1GHz are performed with peak and/or average measurements as necessary.
2. Measurement Level = Reading Level + Correct Factor.
3. Correct Factor = Antenna factor + Cable loss – Amplifier gain.
4. The average measurement was not performed when the peak measured data under the limit of average detection.
5. The emission levels of other frequencies are very lower than the limit and not show in test report.

Product : Portable Computer
 Test Item : Harmonic Radiated Emission Data
 Test Date : 2021/01/29
 Test Mode : Mode 6 SISO A: Transmit (802.11ax-20BW_8.6Mbps) (5240MHz)

Vertical



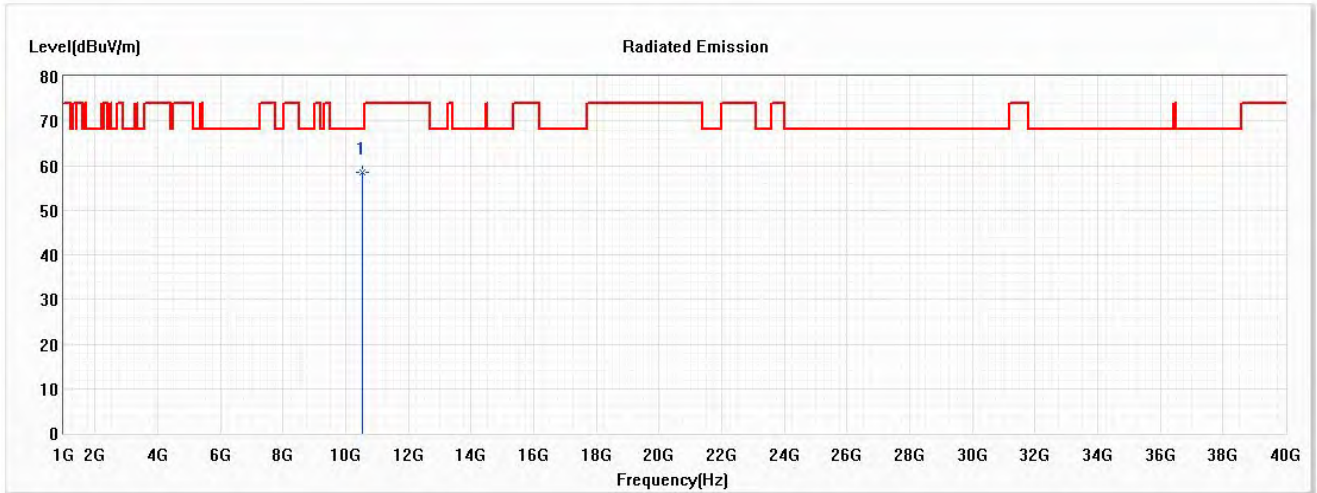
No	Frequency (MHz)	Emission Level (dBμV/m)	Limit (dBμV/m)	Margin (dB)	Reading Level (dBμV)	Correct Factor (dB)	Detector Type
* 1	10480.000	55.37	68.22	-12.85	50.72	4.65	PK

Note:

1. All Readings below 1GHz are Quasi-Peak, above 1GHz are performed with peak and/or average measurements as necessary.
2. Measurement Level = Reading Level + Correct Factor.
3. Correct Factor = Antenna factor + Cable loss – Amplifier gain.
4. The average measurement was not performed when the peak measured data under the limit of average detection.
5. The emission levels of other frequencies are very lower than the limit and not show in test report.

Product : Portable Computer
 Test Item : Harmonic Radiated Emission Data
 Test Date : 2021/01/29
 Test Mode : Mode 6 SISO A: Transmit (802.11ax-20BW_8.6Mbps) (5260MHz)

Horizontal



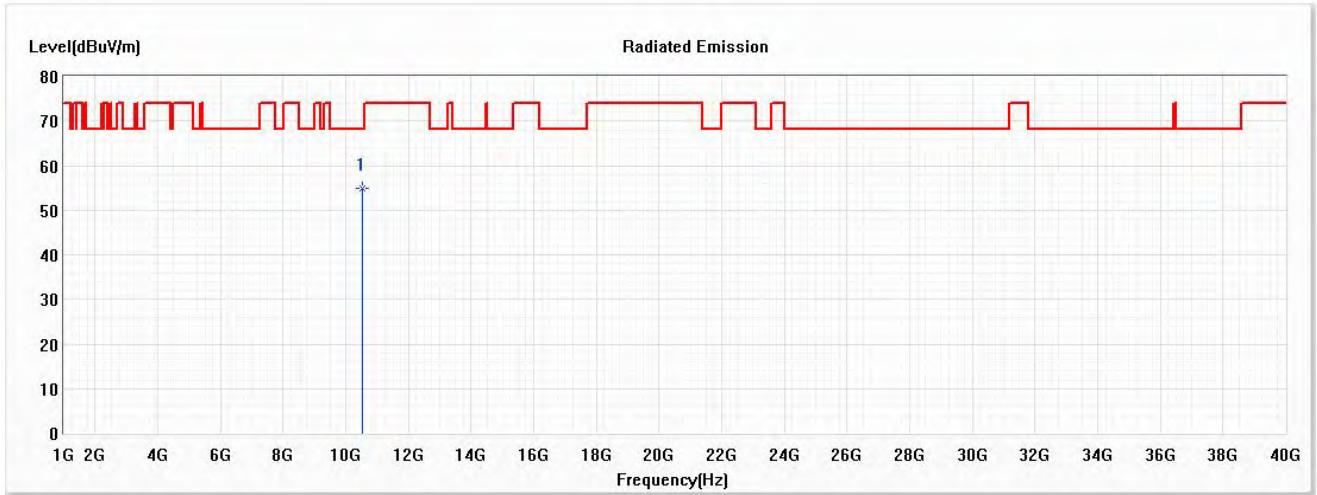
No	Frequency (MHz)	Emission Level (dBμV/m)	Limit (dBμV/m)	Margin (dB)	Reading Level (dBμV)	Correct Factor (dB)	Detector Type
* 1	10520.000	58.56	68.22	-9.66	53.93	4.63	PK

Note:

1. All Readings below 1GHz are Quasi-Peak, above 1GHz are performed with peak and/or average measurements as necessary.
2. Measurement Level = Reading Level + Correct Factor.
3. Correct Factor = Antenna factor + Cable loss – Amplifier gain.
4. The average measurement was not performed when the peak measured data under the limit of average detection.
5. The emission levels of other frequencies are very lower than the limit and not show in test report.

Product : Portable Computer
 Test Item : Harmonic Radiated Emission Data
 Test Date : 2021/01/29
 Test Mode : Mode 6 SISO A: Transmit (802.11ax-20BW_8.6Mbps) (5260MHz)

Vertical



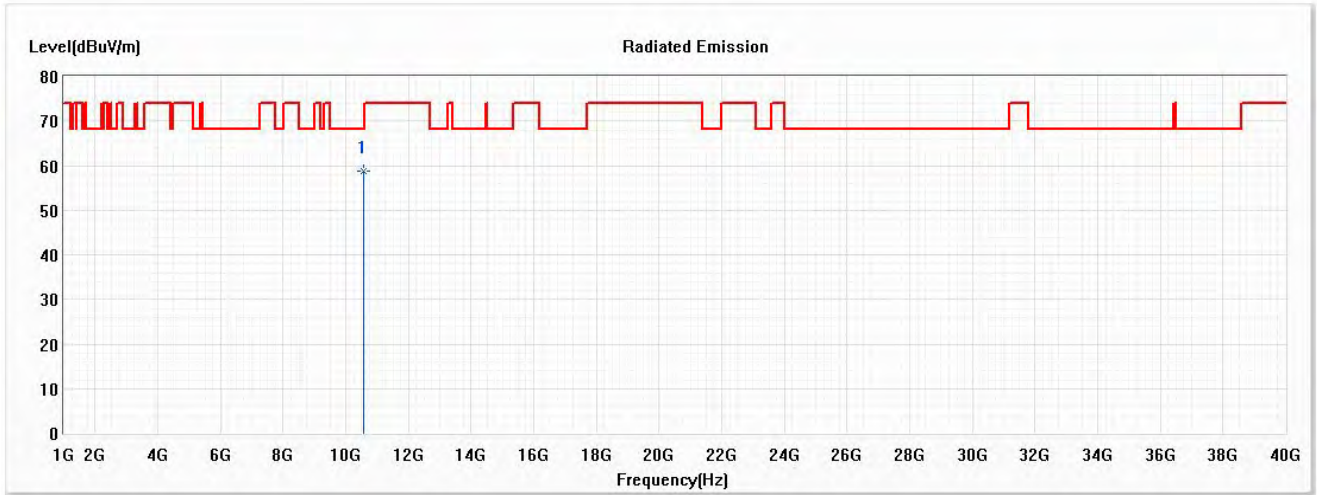
No	Frequency (MHz)	Emission Level (dBμV/m)	Limit (dBμV/m)	Margin (dB)	Reading Level (dBμV)	Correct Factor (dB)	Detector Type
* 1	10520.000	54.83	68.22	-13.39	50.20	4.63	PK

Note:

1. All Readings below 1GHz are Quasi-Peak, above 1GHz are performed with peak and/or average measurements as necessary.
2. Measurement Level = Reading Level + Correct Factor.
3. Correct Factor = Antenna factor + Cable loss – Amplifier gain.
4. The average measurement was not performed when the peak measured data under the limit of average detection.
5. The emission levels of other frequencies are very lower than the limit and not show in test report.

Product : Portable Computer
 Test Item : Harmonic Radiated Emission Data
 Test Date : 2021/01/29
 Test Mode : Mode 6 SISO A: Transmit (802.11ax-20BW_8.6Mbps) (5280MHz)

Horizontal



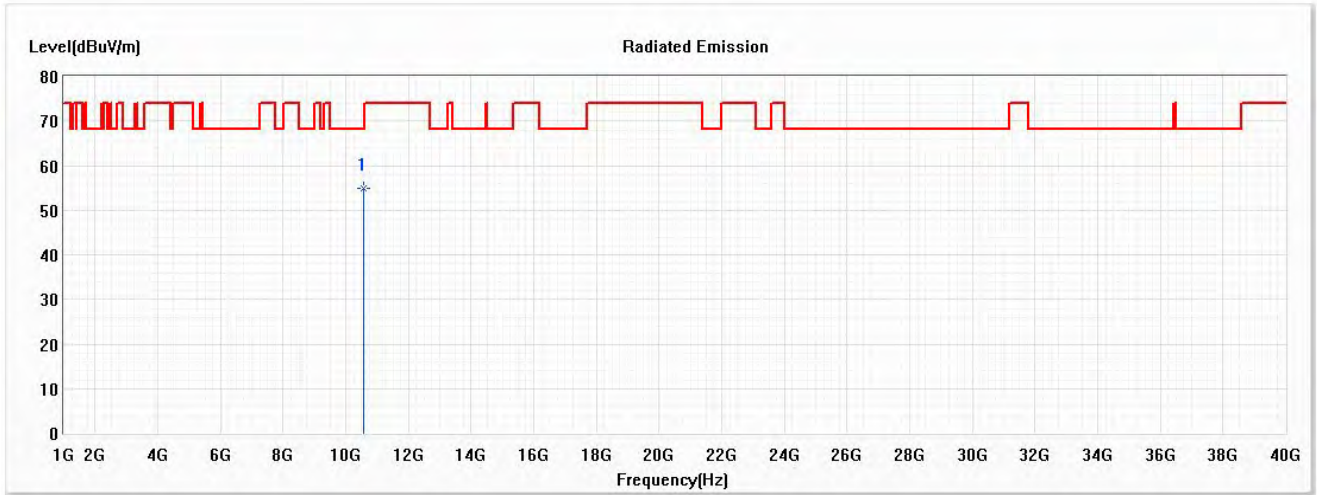
No	Frequency (MHz)	Emission Level (dBμV/m)	Limit (dBμV/m)	Margin (dB)	Reading Level (dBμV)	Correct Factor (dB)	Detector Type
* 1	10560.000	58.71	68.22	-9.51	54.09	4.62	PK

Note:

1. All Readings below 1GHz are Quasi-Peak, above 1GHz are performed with peak and/or average measurements as necessary.
2. Measurement Level = Reading Level + Correct Factor.
3. Correct Factor = Antenna factor + Cable loss – Amplifier gain.
4. The average measurement was not performed when the peak measured data under the limit of average detection.
5. The emission levels of other frequencies are very lower than the limit and not show in test report.

Product : Portable Computer
 Test Item : Harmonic Radiated Emission Data
 Test Date : 2021/01/29
 Test Mode : Mode 6 SISO A: Transmit (802.11ax-20BW_8.6Mbps) (5280MHz)

Vertical



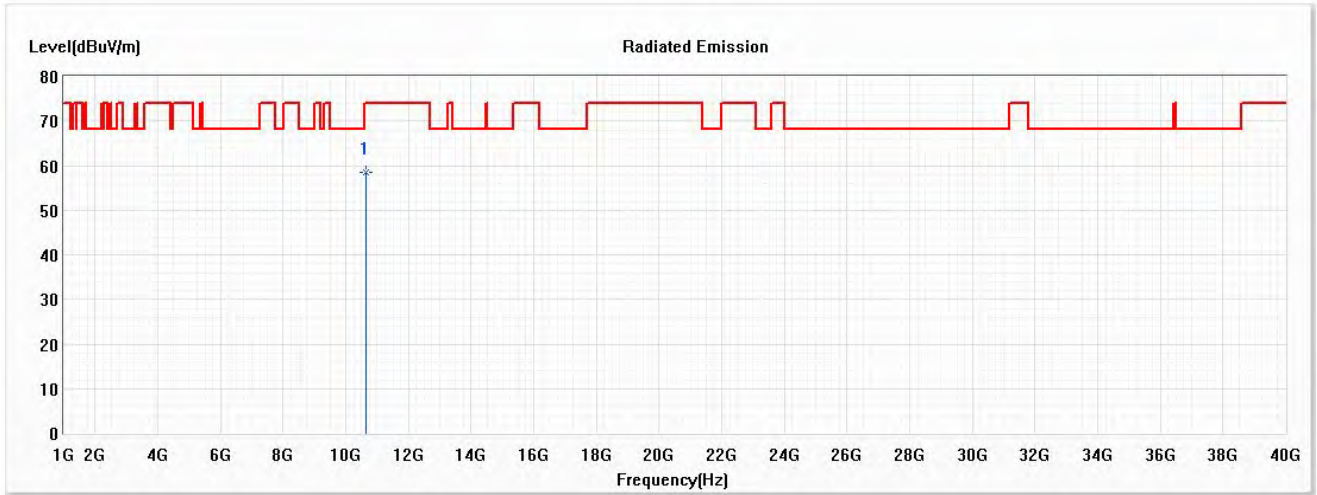
No	Frequency (MHz)	Emission Level (dBμV/m)	Limit (dBμV/m)	Margin (dB)	Reading Level (dBμV)	Correct Factor (dB)	Detector Type
* 1	10560.000	54.96	68.22	-13.26	50.34	4.62	PK

Note:

1. All Readings below 1GHz are Quasi-Peak, above 1GHz are performed with peak and/or average measurements as necessary.
2. Measurement Level = Reading Level + Correct Factor.
3. Correct Factor = Antenna factor + Cable loss – Amplifier gain.
4. The average measurement was not performed when the peak measured data under the limit of average detection.
5. The emission levels of other frequencies are very lower than the limit and not show in test report.

Product : Portable Computer
 Test Item : Harmonic Radiated Emission Data
 Test Date : 2021/01/29
 Test Mode : Mode 6 SISO A: Transmit (802.11ax-20BW_8.6Mbps) (5320MHz)

Horizontal



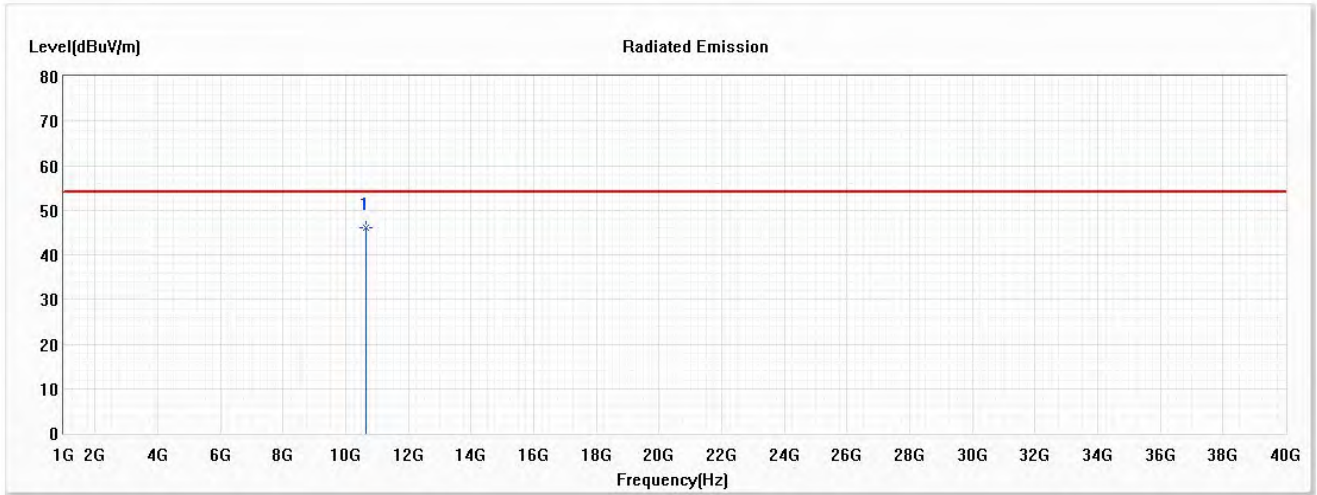
No	Frequency (MHz)	Emission Level (dBμV/m)	Limit (dBμV/m)	Margin (dB)	Reading Level (dBμV)	Correct Factor (dB)	Detector Type
* 1	10640.000	58.50	74.00	-15.50	53.83	4.67	PK

Note:

1. All Readings below 1GHz are Quasi-Peak, above 1GHz are performed with peak and/or average measurements as necessary.
2. Measurement Level = Reading Level + Correct Factor.
3. Correct Factor = Antenna factor + Cable loss – Amplifier gain.
4. The average measurement was not performed when the peak measured data under the limit of average detection.
5. The emission levels of other frequencies are very lower than the limit and not show in test report.

Product : Portable Computer
 Test Item : Harmonic Radiated Emission Data
 Test Date : 2021/01/29
 Test Mode : Mode 6 SISO A: Transmit (802.11ax-20BW_8.6Mbps) (5320MHz)

Horizontal



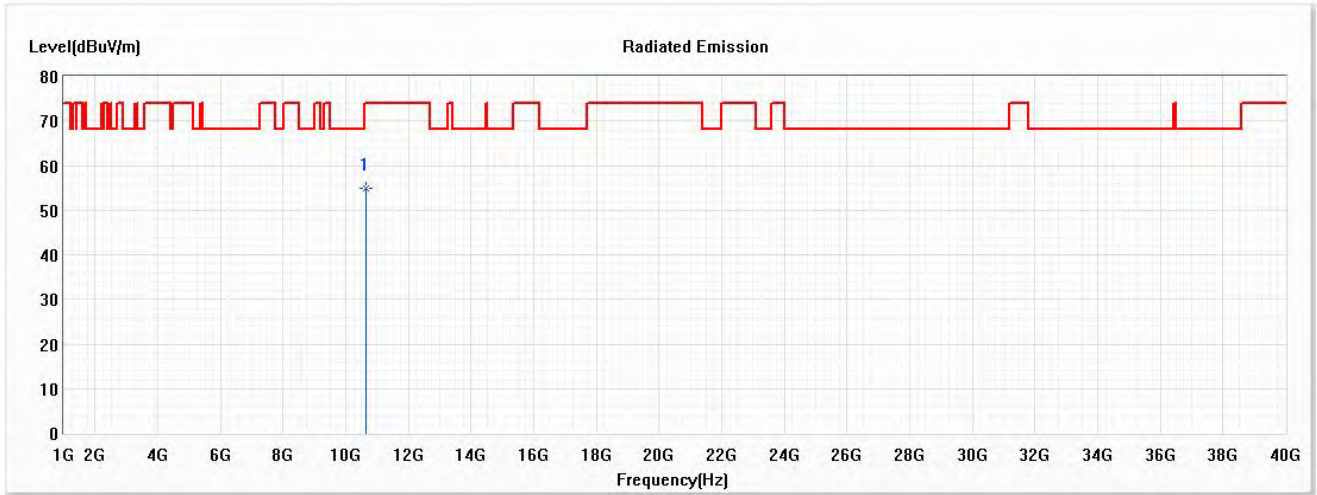
No	Frequency (MHz)	Emission Level (dBμV/m)	Limit (dBμV/m)	Margin (dB)	Reading Level (dBμV)	Correct Factor (dB)	Detector Type
* 1	10640.000	46.09	54.00	-7.91	41.42	4.67	AV

Note:

1. All Readings below 1GHz are Quasi-Peak, above 1GHz are performed with peak and/or average measurements as necessary.
2. Measurement Level = Reading Level + Correct Factor.
3. Correct Factor = Antenna factor + Cable loss – Amplifier gain.
4. The average measurement was not performed when the peak measured data under the limit of average detection.
5. The emission levels of other frequencies are very lower than the limit and not show in test report.

Product : Portable Computer
 Test Item : Harmonic Radiated Emission Data
 Test Date : 2021/01/29
 Test Mode : Mode 6 SISO A: Transmit (802.11ax-20BW_8.6Mbps) (5320MHz)

Vertical



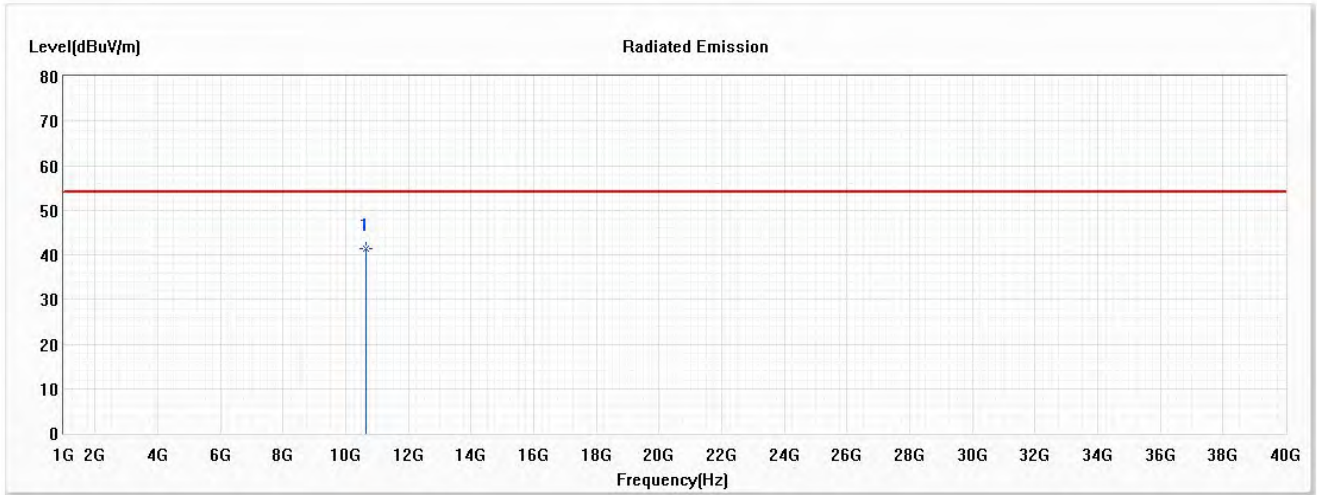
No	Frequency (MHz)	Emission Level (dBμV/m)	Limit (dBμV/m)	Margin (dB)	Reading Level (dBμV)	Correct Factor (dB)	Detector Type
* 1	10640.000	54.77	74.00	-19.23	50.10	4.67	PK

Note:

1. All Readings below 1GHz are Quasi-Peak, above 1GHz are performed with peak and/or average measurements as necessary.
2. Measurement Level = Reading Level + Correct Factor.
3. Correct Factor = Antenna factor + Cable loss – Amplifier gain.
4. The average measurement was not performed when the peak measured data under the limit of average detection.
5. The emission levels of other frequencies are very lower than the limit and not show in test report.

Product : Portable Computer
 Test Item : Harmonic Radiated Emission Data
 Test Date : 2021/01/29
 Test Mode : Mode 6 SISO A: Transmit (802.11ax-20BW_8.6Mbps) (5320MHz)

Vertical



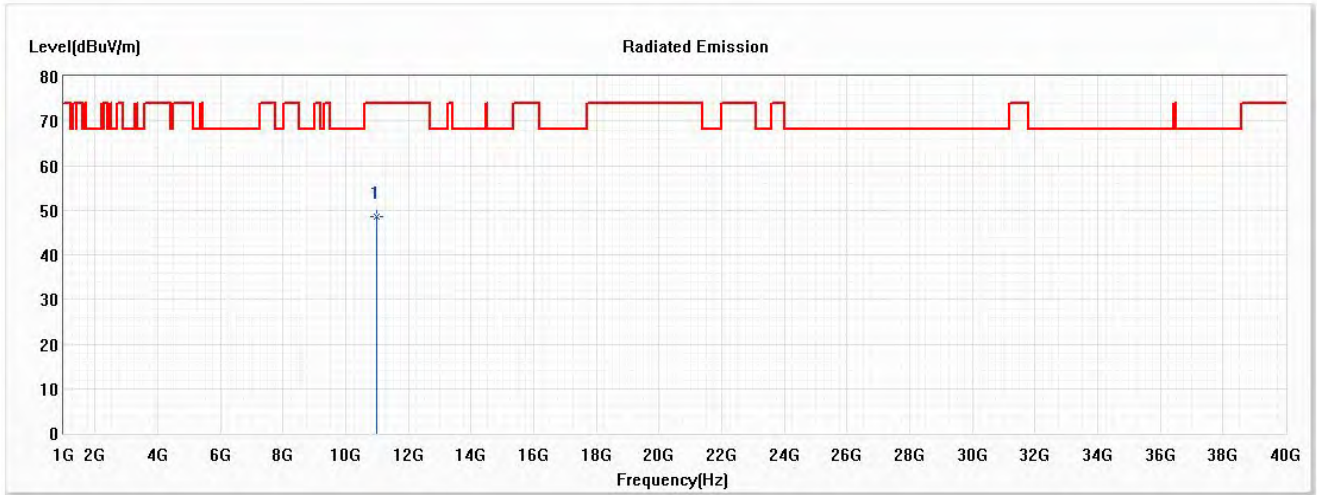
No	Frequency (MHz)	Emission Level (dBμV/m)	Limit (dBμV/m)	Margin (dB)	Reading Level (dBμV)	Correct Factor (dB)	Detector Type
* 1	10640.000	41.38	54.00	-12.62	36.71	4.67	AV

Note:

1. All Readings below 1GHz are Quasi-Peak, above 1GHz are performed with peak and/or average measurements as necessary.
2. Measurement Level = Reading Level + Correct Factor.
3. Correct Factor = Antenna factor + Cable loss – Amplifier gain.
4. The average measurement was not performed when the peak measured data under the limit of average detection.
5. The emission levels of other frequencies are very lower than the limit and not show in test report.

Product : Portable Computer
 Test Item : Harmonic Radiated Emission Data
 Test Date : 2021/01/29
 Test Mode : Mode 6 SISO A: Transmit (802.11 ax-20BW_8.6Mbps) (5500MHz)

Horizontal



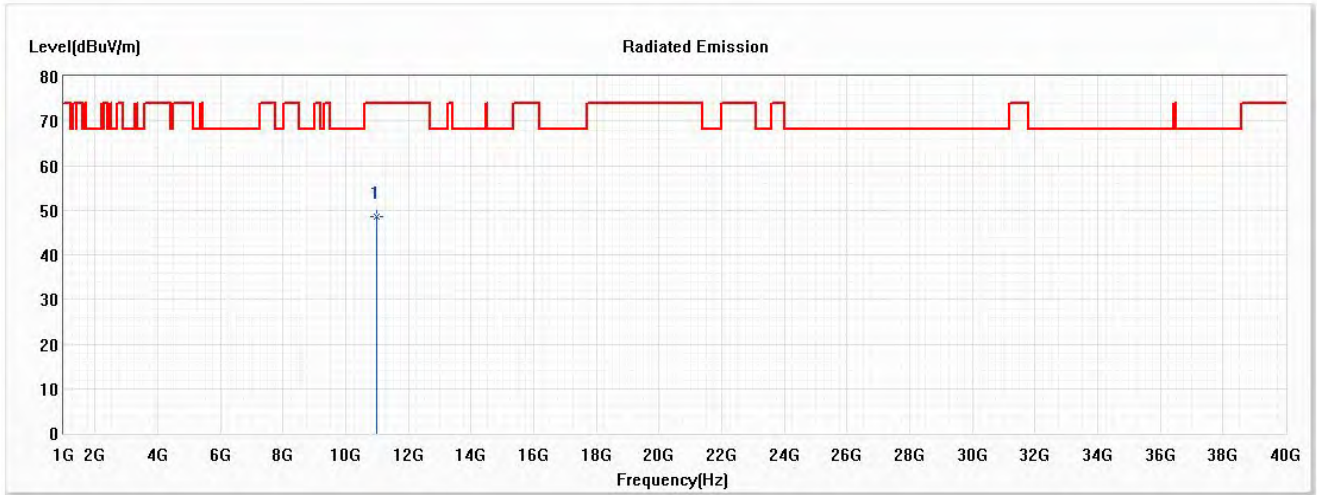
No	Frequency (MHz)	Emission Level (dBμV/m)	Limit (dBμV/m)	Margin (dB)	Reading Level (dBμV)	Correct Factor (dB)	Detector Type
* 1	11000.000	48.62	74.00	-25.38	44.00	4.62	PK

Note:

1. All Readings below 1GHz are Quasi-Peak, above 1GHz are performed with peak and/or average measurements as necessary.
2. Measurement Level = Reading Level + Correct Factor.
3. Correct Factor = Antenna factor + Cable loss – Amplifier gain.
4. The average measurement was not performed when the peak measured data under the limit of average detection.
5. The emission levels of other frequencies are very lower than the limit and not show in test report.

Product : Portable Computer
 Test Item : Harmonic Radiated Emission Data
 Test Date : 2021/01/29
 Test Mode : Mode 6 SISO A: Transmit (802.11ax-20BW_8.6Mbps) (5500MHz)

Vertical



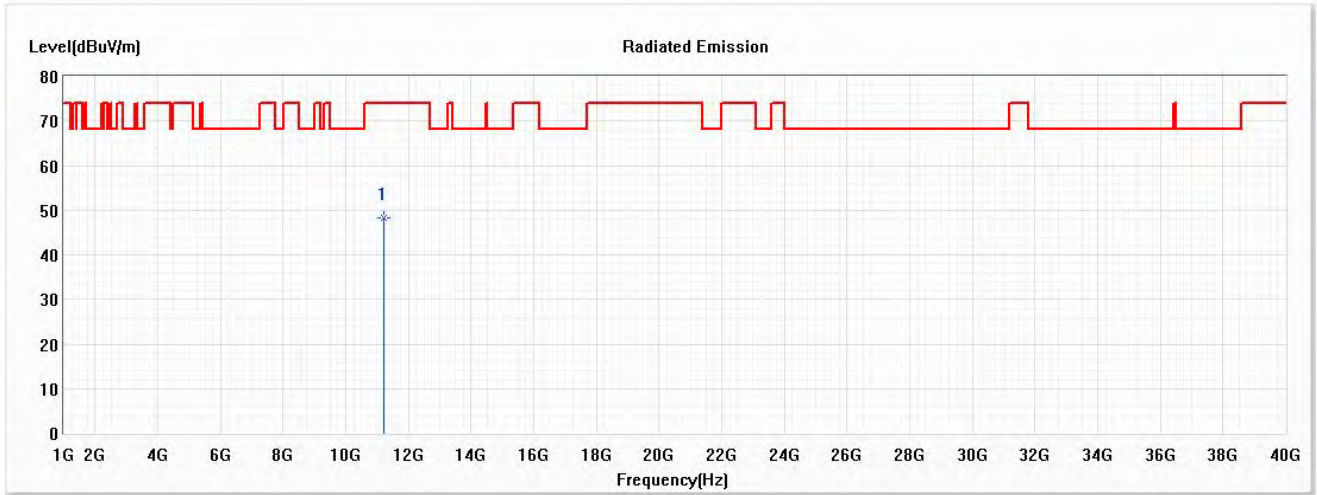
No	Frequency (MHz)	Emission Level (dBμV/m)	Limit (dBμV/m)	Margin (dB)	Reading Level (dBμV)	Correct Factor (dB)	Detector Type
* 1	11000.000	48.47	74.00	-25.53	43.85	4.62	PK

Note:

1. All Readings below 1GHz are Quasi-Peak, above 1GHz are performed with peak and/or average measurements as necessary.
2. Measurement Level = Reading Level + Correct Factor.
3. Correct Factor = Antenna factor + Cable loss – Amplifier gain.
4. The average measurement was not performed when the peak measured data under the limit of average detection.
5. The emission levels of other frequencies are very lower than the limit and not show in test report.

Product : Portable Computer
 Test Item : Harmonic Radiated Emission Data
 Test Date : 2021/01/29
 Test Mode : Mode 6 SISO A: Transmit (802.11 ax-20BW_8.6Mbps) (5600MHz)

Horizontal



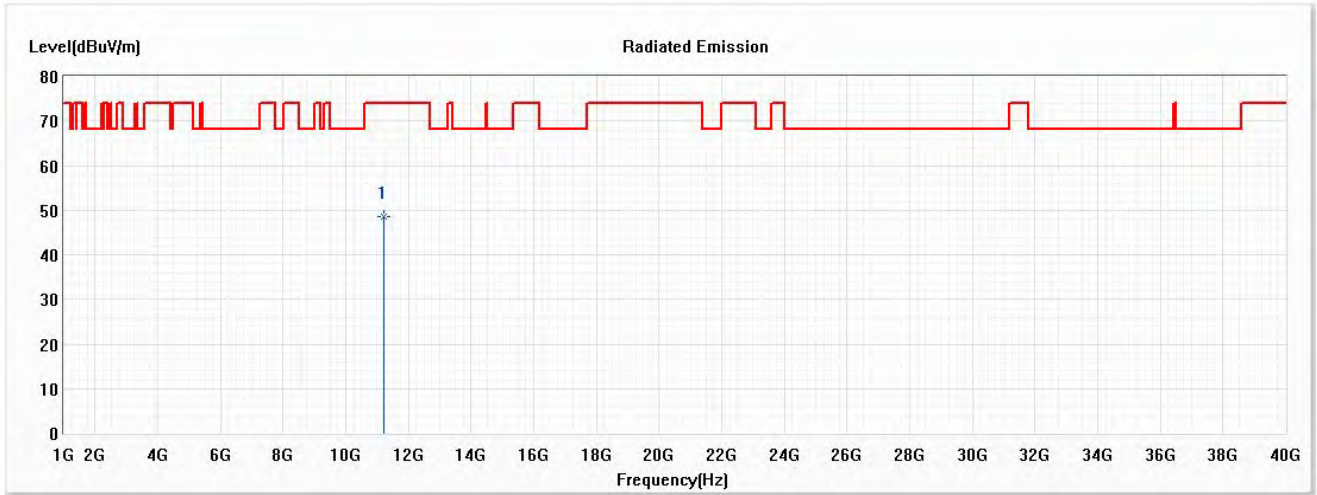
No	Frequency (MHz)	Emission Level (dBμV/m)	Limit (dBμV/m)	Margin (dB)	Reading Level (dBμV)	Correct Factor (dB)	Detector Type
* 1	11200.000	48.40	74.00	-25.60	43.49	4.91	PK

Note:

1. All Readings below 1GHz are Quasi-Peak, above 1GHz are performed with peak and/or average measurements as necessary.
2. Measurement Level = Reading Level + Correct Factor.
3. Correct Factor = Antenna factor + Cable loss – Amplifier gain.
4. The average measurement was not performed when the peak measured data under the limit of average detection.
5. The emission levels of other frequencies are very lower than the limit and not show in test report.

Product : Portable Computer
 Test Item : Harmonic Radiated Emission Data
 Test Date : 2021/01/29
 Test Mode : Mode 6 SISO A: Transmit (802.11ax-20BW_8.6Mbps) (5600MHz)

Vertical



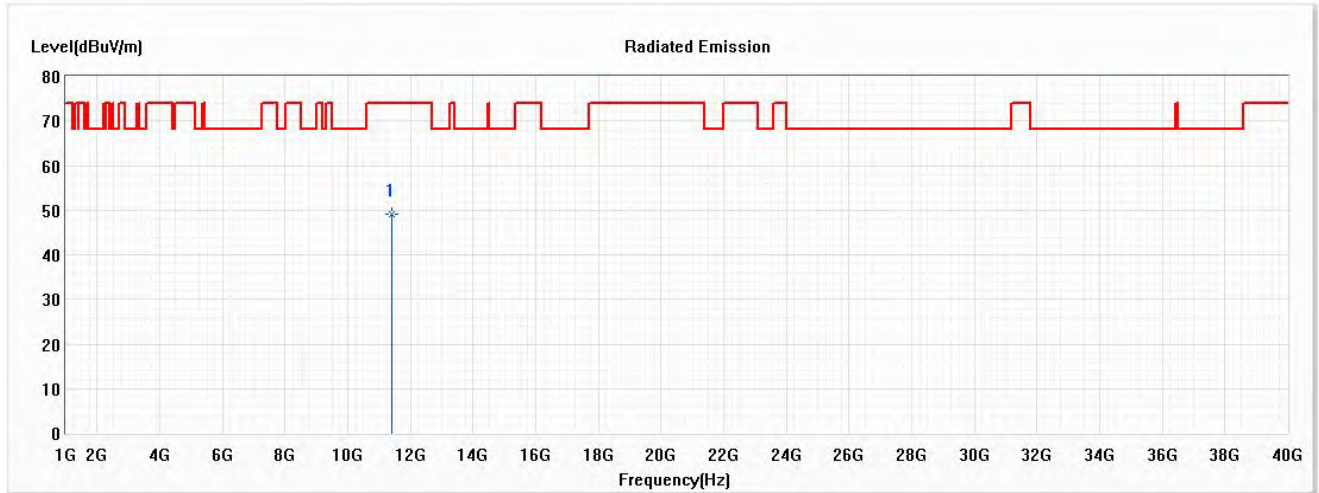
No	Frequency (MHz)	Emission Level (dBμV/m)	Limit (dBμV/m)	Margin (dB)	Reading Level (dBμV)	Correct Factor (dB)	Detector Type
* 1	11200.000	48.56	74.00	-25.44	43.65	4.91	PK

Note:

1. All Readings below 1GHz are Quasi-Peak, above 1GHz are performed with peak and/or average measurements as necessary.
2. Measurement Level = Reading Level + Correct Factor.
3. Correct Factor = Antenna factor + Cable loss – Amplifier gain.
4. The average measurement was not performed when the peak measured data under the limit of average detection.
5. The emission levels of other frequencies are very lower than the limit and not show in test report.

Product : Portable Computer
 Test Item : Harmonic Radiated Emission Data
 Test Date : 2021/01/29
 Test Mode : Mode 6 SISO A: Transmit (802.11ax-20BW_8.6Mbps) (5700MHz)

Horizontal



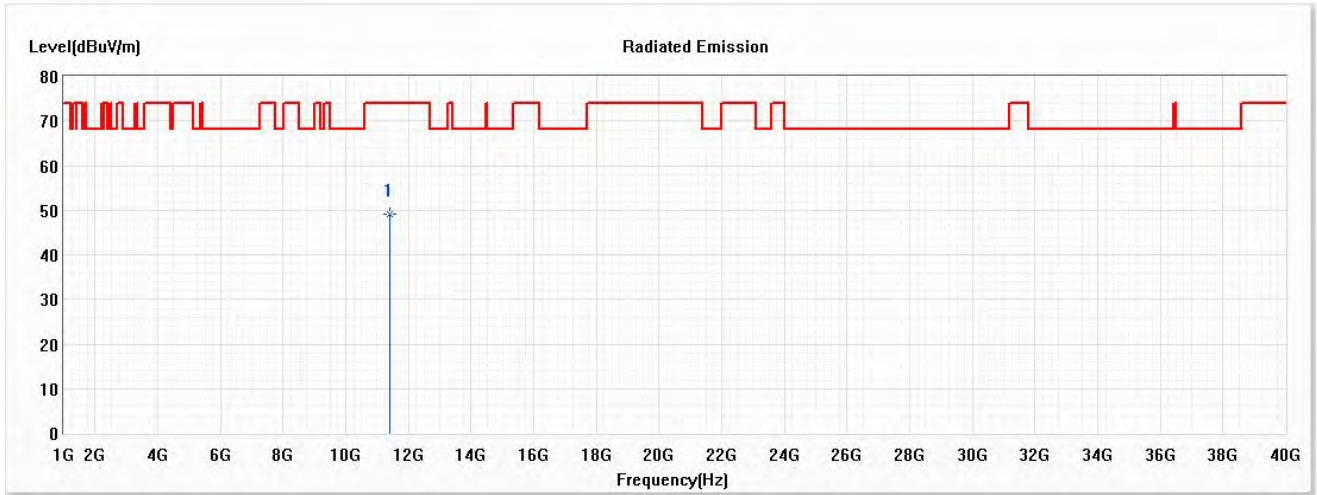
No	Frequency (MHz)	Emission Level (dBμV/m)	Limit (dBμV/m)	Margin (dB)	Reading Level (dBμV)	Correct Factor (dB)	Detector Type
* 1	11400.000	49.20	74.00	-24.80	44.14	5.06	PK

Note:

1. All Readings below 1GHz are Quasi-Peak, above 1GHz are performed with peak and/or average measurements as necessary.
2. Measurement Level = Reading Level + Correct Factor.
3. Correct Factor = Antenna factor + Cable loss – Amplifier gain.
4. The average measurement was not performed when the peak measured data under the limit of average detection.
5. The emission levels of other frequencies are very lower than the limit and not show in test report.

Product : Portable Computer
 Test Item : Harmonic Radiated Emission Data
 Test Date : 2021/01/29
 Test Mode : Mode 6 SISO A: Transmit (802.11ax-20BW_8.6Mbps) (5700MHz)

Vertical



No	Frequency (MHz)	Emission Level (dBμV/m)	Limit (dBμV/m)	Margin (dB)	Reading Level (dBμV)	Correct Factor (dB)	Detector Type
* 1	11400.000	48.99	74.00	-25.01	43.93	5.06	PK

Note:

1. All Readings below 1GHz are Quasi-Peak, above 1GHz are performed with peak and/or average measurements as necessary.
2. Measurement Level = Reading Level + Correct Factor.
3. Correct Factor = Antenna factor + Cable loss – Amplifier gain.
4. The average measurement was not performed when the peak measured data under the limit of average detection.
5. The emission levels of other frequencies are very lower than the limit and not show in test report.