

Figure 5
Inside of the EUT



Figure 6
Inside of the EUT



Figure 7
Inside of the EUT




Figure 8
Component side of the PCB




Figure 9
Component side of the PCB




Figure 10
Component side of the PCB




Figure 11
Component side of the PCB




Figure 12
Component side of the PCB




Figure 13
USB Cable



Figure 14
Adapter of the EUT#1



Figure 15
Adapter of the EUT#1



Figure 16
Adapter of the EUT#2



Figure 17
Adapter of the EUT#2

