


PHOTOGRAPHS OF THE TEST CONFIGURATION

Mode A1, A2


Conducted Emission Test




Radiated Emission Test (9kHz ~ 30MHz)





Radiated Emission Test (30MHz ~ 1GHz)





Mode B1, B2
Conducted Emission Test





Radiated Emission Test (9kHz ~ 30MHz)



Radiated Emission Test (30MHz ~ 1GHz)




Mode C1, C2
Conducted Emission Test




X-Plane

Radiated Emission Test (9kHz ~ 30MHz)





Radiated Emission Test (30MHz ~ 1GHz)



Y-Plane

Radiated Emission Test (9kHz ~ 30MHz)



Radiated Emission Test (30MHz ~ 1GHz)

