

## Appendix D. Setup Photographs

<Conducted Emission>


Mode 2

Remote View






Rear View




## &lt;Radiated Emission&gt;

## &lt;Sample 1&gt;

From 9kHz~30MHz




From 30MHz~1GHz




<Sample 2>

From 9kHz~30MHz



From 30MHz~1GHz



————THE END————