

## Appendix D. Setup Photographs

<Conducted Emission>


Mode 2



Remote View





Rear View




**<Radiated Emission>****<Sample 1>****From 9kHz~30MHz****From 30MHz~1GHz**




<Sample 2>

From 9kHz~30MHz



From 30MHz~1GHz



————THE END————