

FCC RF EXPOSURE REPORT

FCC ID: E2K-APL260AE

Project No. : 1410025
Equipment : Access Point
Model : APL26-0AE
Applicant : Dell Inc.
Address : One Dell Way Round Rock, Texas 78682
United States

According: : FCC Guidelines for Human Exposure IEEE
C95.1




BTL Inc.

B1, No. 37, Lane 365, YangGuang St., NeiHu District 114, Taipei, Taiwan

TEL : (0769) 8318-3000 FAX : (0769) 8319-6000

MPE CALCULATION METHOD:

Table for Filed Antenna

Ant.	Brand	Part NO.	Antenna Type	Connector	Gain(dBi)	Note
1		C147-510906B	Dipole	Reversed TNC	5.89	TX/RX
2		C147-510906B	Dipole	Reversed TNC	5.89	TX/RX
3		C147-510906B	Dipole	Reversed TNC	5.89	TX/RX

TEST RESULTS

BAND 1

EUT :	Access Point	Model Name :	APL26-0AE
Temperature:	25 °C	Relative Humidity:	55 %
Test Voltage :	AC 120V/60Hz		
Test Mode :	TX A MODE/CH36, CH40, CH48		

Antenna Gain (dBi)	Antenna Gain (numeric)	Peak Output Power (dBm)	Peak Output Power (mW)	Power Density (S) (mW/cm ²)	Limit of Power Density (S) (mW/cm ²)	Test Result
5.89	3.8815	19.79	95.2796	0.07361230	1	Complies
5.89	3.8815	19.93	98.4011	0.07602394	1	Complies
5.89	3.8815	19.67	92.6830	0.07160616	1	Complies

EUT :	Access Point	Model Name :	APL26-0AE
Temperature:	25 °C	Relative Humidity:	55 %
Test Voltage :	AC 120V/60Hz		
Test Mode :	TX N20 MODE_Total / CH36, CH40, CH48		

Antenna Gain (dBi)	Antenna Gain (numeric)	Peak Output Power (dBm)	Peak Output Power (mW)	Power Density (S) (mW/cm ²)	Limit of Power Density (S) (mW/cm ²)	Test Result
5.89	3.8815	20.47	111.4295	0.08608954	1	Complies
5.89	3.8815	20.56	113.7627	0.08789221	1	Complies
5.89	3.8815	20.26	106.1696	0.08202578	1	Complies

EUT :	Access Point	Model Name :	APL26-0AE
Temperature:	25 °C	Relative Humidity:	55 %
Test Voltage :	AC 120V/60Hz		
Test Mode :	TX N40 MODE_ Total /CH38, CH46		

Antenna Gain (dBi)	Antenna Gain (numeric)	Peak Output Power (dBm)	Peak Output Power (mW)	Power Density (S) (mW/cm ²)	Limit of Power Density (S) (mW/cm ²)	Test Result
5.89	3.8815	17.69	58.7489	0.04538897	1	Complies
5.89	3.8815	19.15	82.2243	0.06352583	1	Complies

EUT :	Wireless AC1200 Dual-band Router	Model Name :	APL26-0AE
Temperature:	25 °C	Relative Humidity:	55 %
Test Voltage :	AC 120V/60Hz		
Test Mode :	TX AC N20 MODE_ Total /CH36, CH40, CH48		

Antenna Gain (dBi)	Antenna Gain (numeric)	Peak Output Power (dBm)	Peak Output Power (mW)	Power Density (S) (mW/cm ²)	Limit of Power Density (S) (mW/cm ²)	Test Result
5.89	3.8815	18.28	67.2977	0.05199366	1	Complies
5.89	3.8815	18.34	68.2339	0.05271696	1	Complies
5.89	3.8815	18.18	65.7658	0.05081014	1	Complies

EUT :	Wireless AC1200 Dual-band Router	Model Name :	APL26-0AE
Temperature:	25 °C	Relative Humidity:	55 %
Test Voltage :	AC 120V/60Hz		
Test Mode :	TX AC N40 MODE_ Total /CH38, CH46		

Antenna Gain (dBi)	Antenna Gain (numeric)	Peak Output Power (dBm)	Peak Output Power (mW)	Power Density (S) (mW/cm ²)	Limit of Power Density (S) (mW/cm ²)	Test Result
5.89	3.8815	15.52	35.6451	0.02753914	1	Complies
5.89	3.8815	17.57	57.1479	0.04415200	1	Complies

EUT :	Wireless AC1200 Dual-band Router	Model Name :	APL26-0AE
Temperature:	25 °C	Relative Humidity:	55 %
Test Voltage :	AC 120V/60Hz		
Test Mode :	TX AC N80 MODE_ Total /CH44		

Antenna Gain (dBi)	Antenna Gain (numeric)	Peak Output Power (dBm)	Peak Output Power (mW)	Power Density (S) (mW/cm ²)	Limit of Power Density (S) (mW/cm ²)	Test Result
5.89	3.8815	16.31	42.7563	0.03303318	1	Complies

BAND 4

EUT :	Access Point	Model Name :	APL26-0AE
Temperature:	25 °C	Relative Humidity:	55 %
Test Voltage :	AC 120V/60Hz		
Test Mode :	TX A MODE/CH149, CH157, CH165		

Antenna Gain (dBi)	Antenna Gain (numeric)	Peak Output Power (dBm)	Peak Output Power (mW)	Power Density (S) (mW/cm ²)	Limit of Power Density (S) (mW/cm ²)	Test Result
5.89	3.8815	19.85	96.6051	0.07463635	1	Complies
5.89	3.8815	20.02	100.4616	0.07761584	1	Complies
5.89	3.8815	20.15	103.5142	0.07997429	1	Complies

EUT :	Access Point	Model Name :	APL26-0AE
Temperature:	25 °C	Relative Humidity:	55 %
Test Voltage :	AC 120V/60Hz		
Test Mode :	TX N-20M MODE_Total / CH149, CH157, CH165		

Antenna Gain (dBi)	Antenna Gain (numeric)	Peak Output Power (dBm)	Peak Output Power (mW)	Power Density (S) (mW/cm ²)	Limit of Power Density (S) (mW/cm ²)	Test Result
5.89	3.8815	20.33	107.8947	0.08335859	1	Complies
5.89	3.8815	20.44	110.6624	0.08549690	1	Complies
5.89	3.8815	20.59	114.5513	0.08850145	1	Complies

EUT :	Access Point	Model Name :	APL26-0AE
Temperature:	25 °C	Relative Humidity:	55 %
Test Voltage :	AC 120V/60Hz		
Test Mode :	TX N40 MODE_Total /CH151, CH159		

Antenna Gain (dBi)	Antenna Gain (numeric)	Peak Output Power (dBm)	Peak Output Power (mW)	Power Density (S) (mW/cm ²)	Limit of Power Density (S) (mW/cm ²)	Test Result
5.89	3.8815	20.15	103.5142	0.07997429	1	Complies
5.89	3.8815	20.38	109.1440	0.08432384	1	Complies

EUT :	Access Point	Model Name :	APL26-0AE
Temperature:	25 °C	Relative Humidity:	55 %
Test Voltage :	AC 120V/60Hz		
Test Mode :	TX AC-N20 MODE/CH149, CH157, CH165		

Antenna Gain (dBi)	Antenna Gain (numeric)	Peak Output Power (dBm)	Peak Output Power (mW)	Power Density (S) (mW/cm ²)	Limit of Power Density (S) (mW/cm ²)	Test Result
5.89	3.8815	18.27	67.1429	0.05187408	1	Complies
5.89	3.8815	17.88	61.3762	0.04741878	1	Complies
5.89	3.8815	18.12	64.8634	0.05011300	1	Complies

EUT :	Access Point	Model Name :	APL26-0AE
Temperature:	25 °C	Relative Humidity:	55 %
Test Voltage :	AC 120V/60Hz		
Test Mode :	TX AC-40M MODE_Total / CH151, CH159		

Antenna Gain (dBi)	Antenna Gain (numeric)	Peak Output Power (dBm)	Peak Output Power (mW)	Power Density (S) (mW/cm ²)	Limit of Power Density (S) (mW/cm ²)	Test Result
5.89	3.8815	18.34	68.2339	0.05271696	1	Complies
5.89	3.8815	18.21	66.2217	0.05116234	1	Complies

EUT :	Access Point	Model Name :	APL26-0AE
Temperature:	25 °C	Relative Humidity:	55 %
Test Voltage :	AC 120V/60Hz		
Test Mode :	TX AC-80M MODE_Total /CH155		

Antenna Gain (dBi)	Antenna Gain (numeric)	Peak Output Power (dBm)	Peak Output Power (mW)	Power Density (S) (mW/cm ²)	Limit of Power Density (S) (mW/cm ²)	Test Result
5.89	3.8815	19.32	85.5067	0.06606179	1	Complies

Note: the calculated distance is 20 cm.