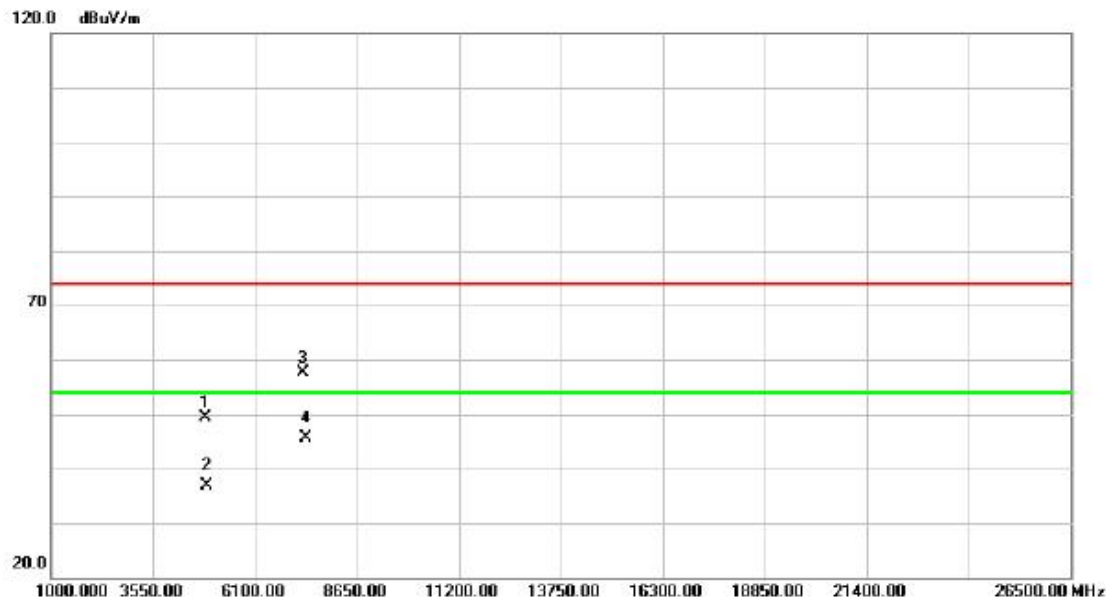


Orthogonal Axis :	X
Test Mode :	TX N-20M MODE 2437MHz

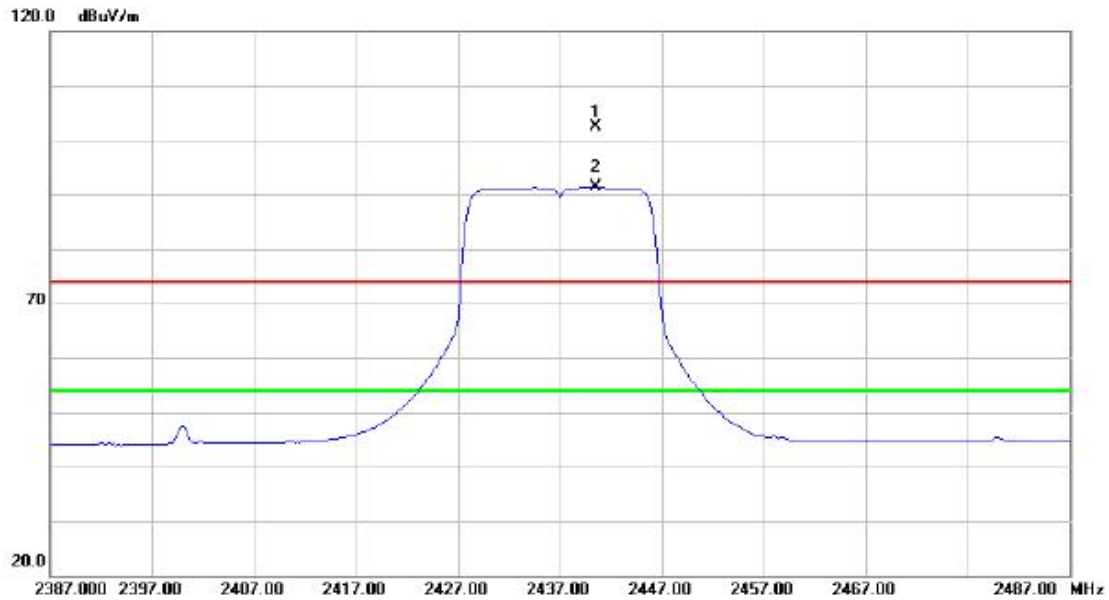
Vertical



No.	Mk.	Freq. MHz	Reading Level dBuV	Correct Factor dB	Measure- ment dBuV/m	Limit dBuV/m	Over dB	Detector	Comment
1		4873.175	42.49	6.78	49.27	74.00	-24.73	peak	
2		4873.175	30.08	6.78	36.86	54.00	-17.14	AVG	
3		7311.750	41.95	15.58	57.53	74.00	-16.47	peak	
4	*	7311.750	30.12	15.58	45.70	54.00	-8.30	AVG	

Orthogonal Axis :	X
Test Mode :	TX N-20M MODE 2437MHz

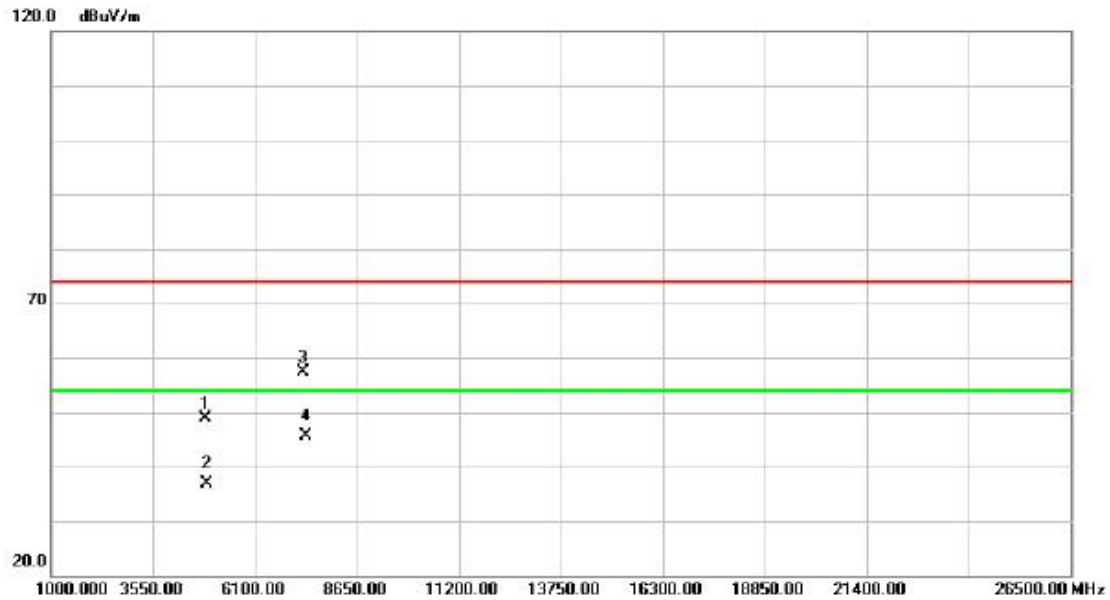
Horizontal



No.	Mk.	Freq. MHz	Reading Level dBuV	Correct Factor dB	Measure- ment dBuV/m	Limit dBuV/m	Over dB	Detector	Comment
1	X	2440.500	71.24	31.26	102.50	74.00	28.50	peak	no limit
2	*	2440.500	60.15	31.26	91.41	54.00	37.41	AVG	no limit

Orthogonal Axis :	X
Test Mode :	TX N-20M MODE 2437MHz

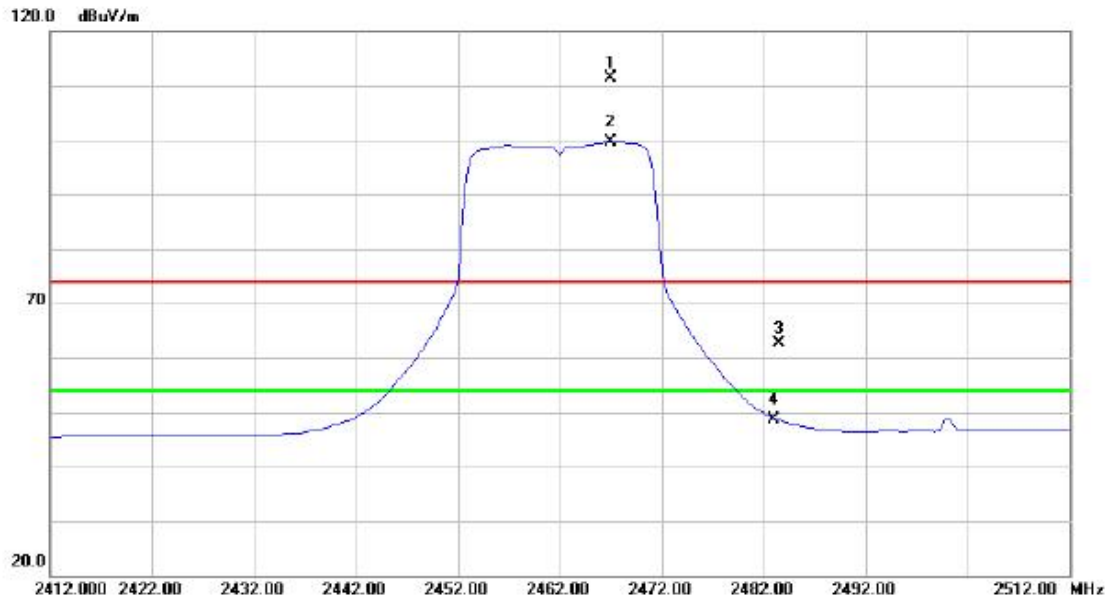
Horizontal



No. Mk.	Freq. MHz	Reading Level dBuV	Correct Factor dB	Measurement dBuV/m	Limit dBuV/m	Over dB	Detector	Comment
1	4873.335	42.01	6.78	48.79	74.00	-25.21	peak	
2	4873.335	30.02	6.78	36.80	54.00	-17.20	AVG	
3	7311.615	41.81	15.58	57.39	74.00	-16.61	peak	
4 *	7311.615	30.07	15.58	45.65	54.00	-8.35	AVG	

Orthogonal Axis :	X
Test Mode :	TX N-20M MODE 2462MHz

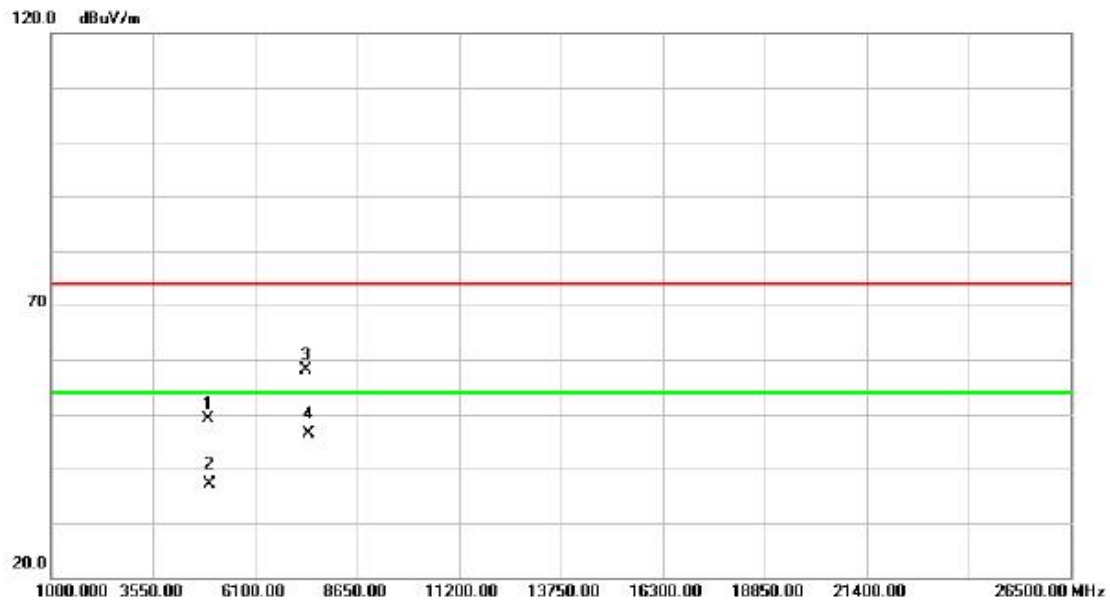
Vertical



No.	Mk.	Freq. MHz	Reading Level dBuV	Correct Factor dB	Measure- ment dBuV/m	Limit dBuV/m	Over dB	Detector	Comment
1	X	2467.000	80.11	31.39	111.50	74.00	37.50	peak	no limit
2	*	2467.000	68.34	31.39	99.73	54.00	45.73	AVG	no limit
3		2483.500	31.21	31.46	62.67	74.00	-11.33	peak	
4		2483.500	17.10	31.46	48.56	54.00	-5.44	AVG	

Orthogonal Axis :	X
Test Mode :	TX N-20M MODE 2462MHz

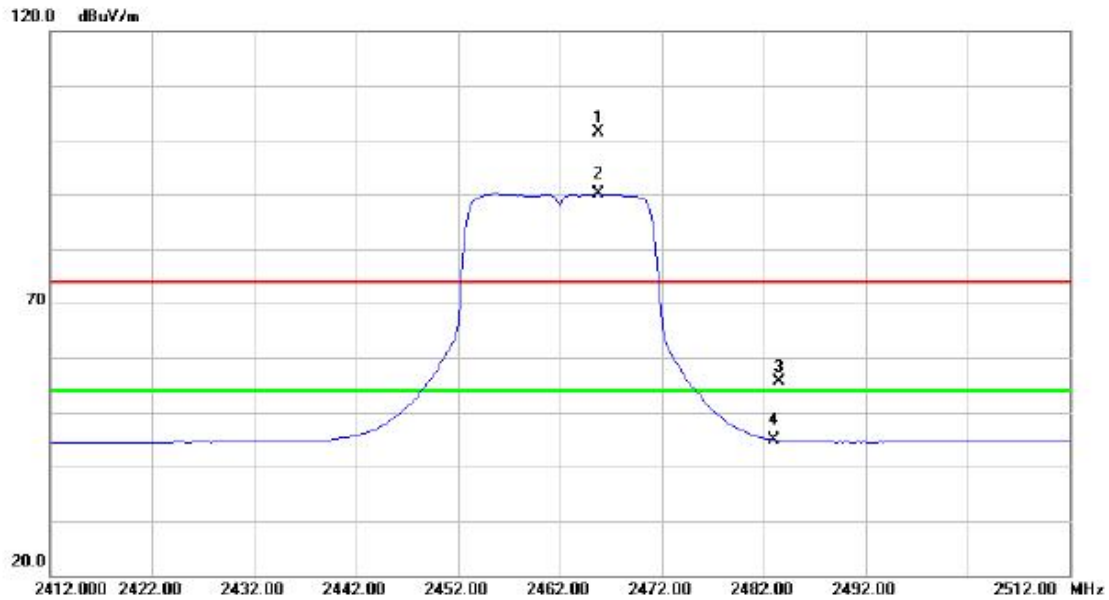
Vertical



No.	Mk.	Freq. MHz	Reading Level dBuV	Correct Factor dB	Measure- ment dBuV/m	Limit dBuV/m	Over dB	Detector	Comment
1		4923.435	42.37	6.77	49.14	74.00	-24.86	peak	
2		4923.435	30.31	6.77	37.08	54.00	-16.92	AVG	
3		7386.230	42.09	15.98	58.07	74.00	-15.93	peak	
4	*	7386.230	30.40	15.98	46.38	54.00	-7.62	AVG	

Orthogonal Axis :	X
Test Mode :	TX N-20M MODE 2462MHz

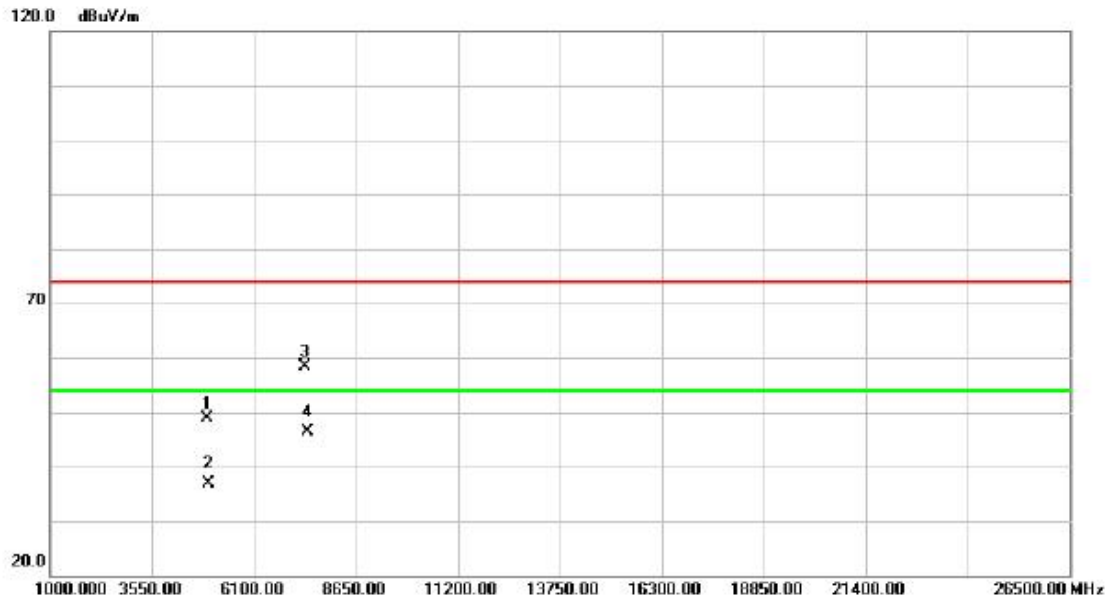
Horizontal



No.	Mk.	Freq. MHz	Reading Level dBuV	Correct Factor dB	Measure- ment dBuV/m	Limit dBuV/m	Over dB	Detector	Comment
1	X	2465.750	69.95	31.37	101.32	74.00	27.32	peak	no limit
2	*	2465.750	58.69	31.37	90.06	54.00	36.06	AVG	no limit
3		2483.500	24.05	31.46	55.51	74.00	-18.49	peak	
4		2483.500	13.48	31.46	44.94	54.00	-9.06	AVG	

Orthogonal Axis :	X
Test Mode :	TX N-20M MODE 2462MHz

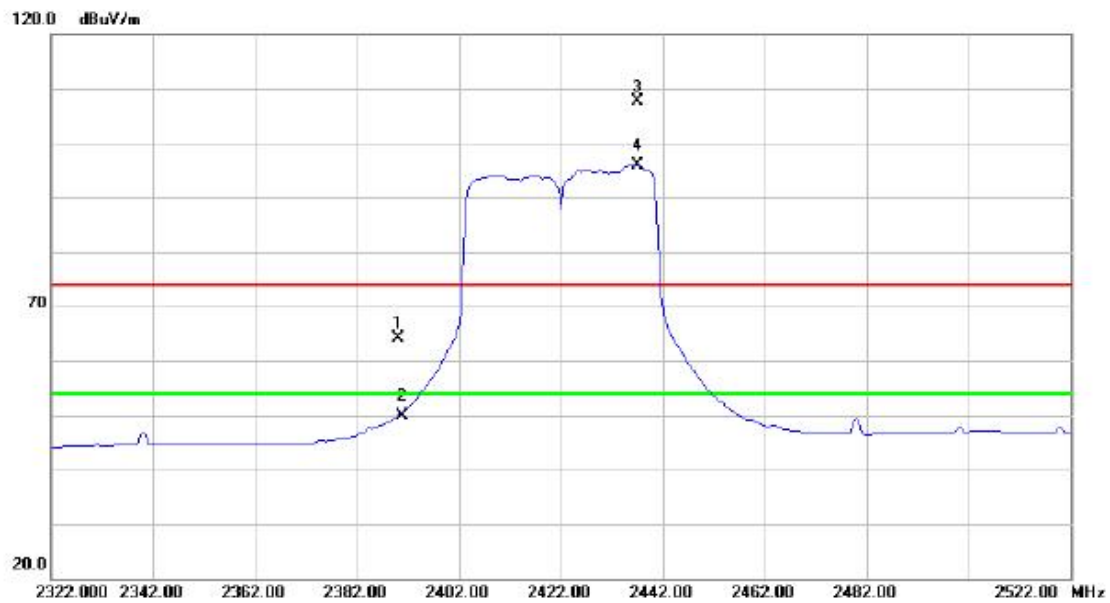
Horizontal



No.	Mk.	Freq. MHz	Reading Level dBuV	Correct Factor dB	Measure- ment dBuV/m	Limit dBuV/m	Over dB	Detector	Comment
1		4923.860	42.11	6.77	48.88	74.00	-25.12	peak	
2		4923.860	30.21	6.77	36.98	54.00	-17.02	AVG	
3		7386.540	42.41	15.98	58.39	74.00	-15.61	peak	
4	*	7386.540	30.43	15.98	46.41	54.00	-7.59	AVG	

Orthogonal Axis :	X
Test Mode :	TX N-40M MODE 2422MHz

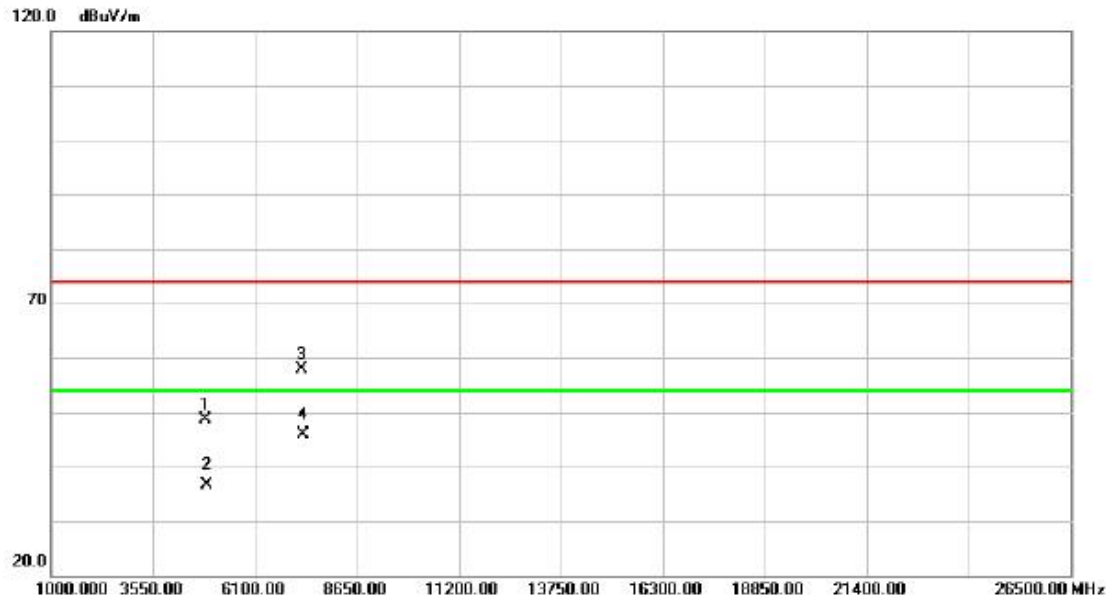
Vertical



No.	Mk.	Freq. MHz	Reading Level dBuV	Correct Factor dB	Measure- ment dBuV/m	Limit dBuV/m	Over dB	Detector	Comment
1		2390.000	33.05	31.02	64.07	74.00	-9.93	peak	
2		2390.000	18.81	31.02	49.83	54.00	-4.17	AVG	
3	X	2437.000	76.36	31.25	107.61	74.00	33.61	peak	no limit
4	*	2437.000	64.72	31.25	95.97	54.00	41.97	AVG	no limit

Orthogonal Axis :	X
Test Mode :	TX N-40M MODE 2422MHz

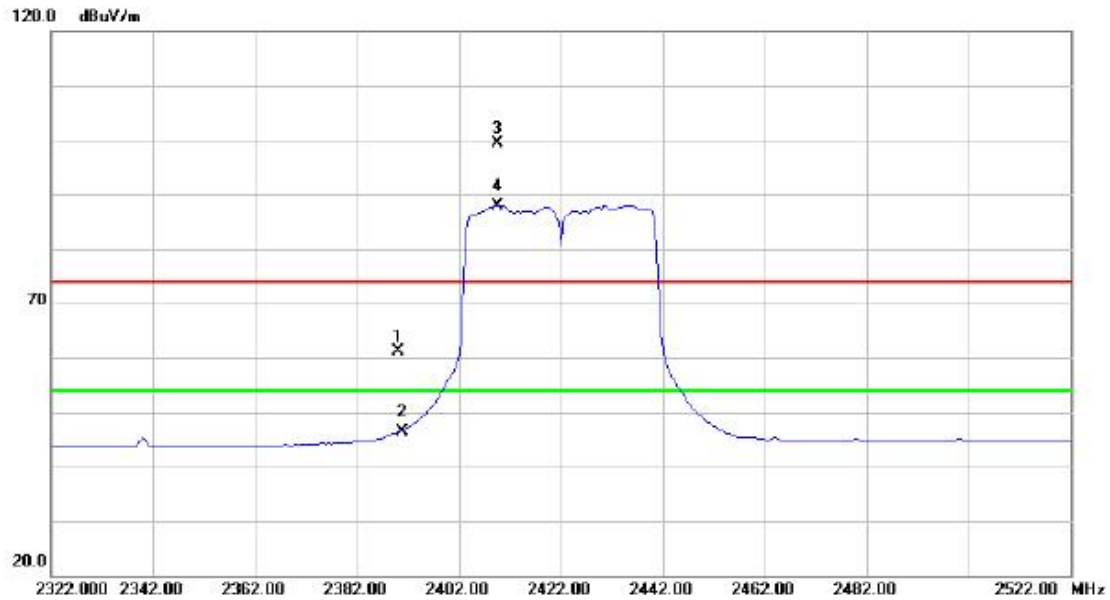
Vertical



No.	Mk.	Freq. MHz	Reading Level dBuV	Correct Factor dB	Measure- ment dBuV/m	Limit dBuV/m	Over dB	Detector	Comment
1		4843.875	41.95	6.78	48.73	74.00	-25.27	peak	
2		4843.875	29.77	6.78	36.55	54.00	-17.45	AVG	
3		7265.800	42.61	15.33	57.94	74.00	-16.06	peak	
4	*	7265.800	30.43	15.33	45.76	54.00	-8.24	AVG	

Orthogonal Axis :	X
Test Mode :	TX N-40M MODE 2422MHz

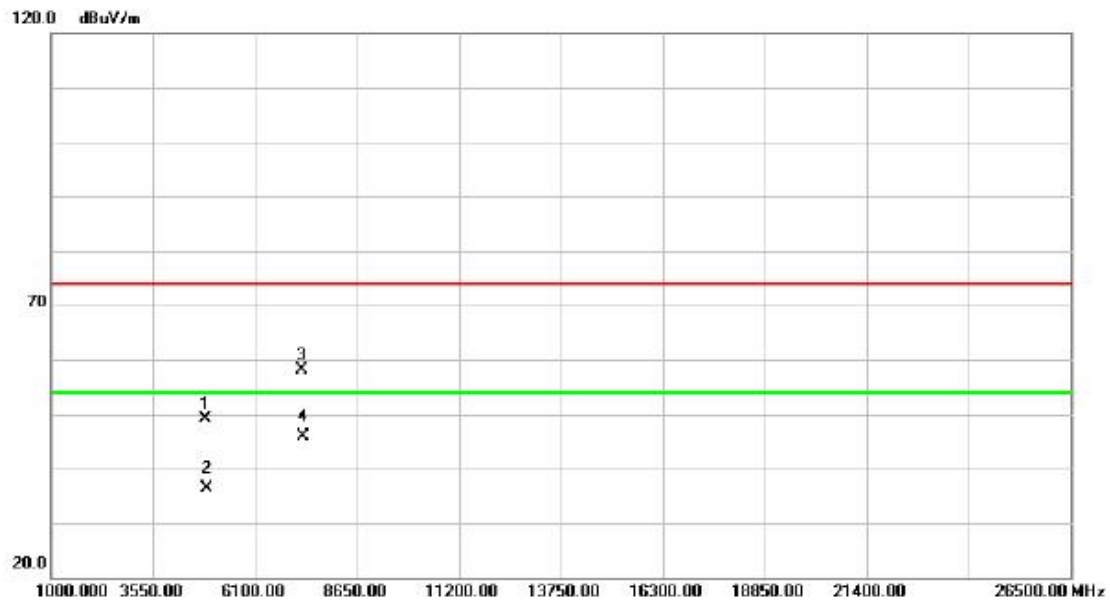
Horizontal



No.	Mk.	Freq. MHz	Reading Level dBuV	Correct Factor dB	Measure- ment dBuV/m	Limit dBuV/m	Over dB	Detector	Comment
1		2390.000	30.04	31.02	61.06	74.00	-12.94	peak	
2		2390.000	15.31	31.02	46.33	54.00	-7.67	AVG	
3	X	2409.500	68.20	31.11	99.31	74.00	25.31	peak	no limit
4	*	2409.500	56.89	31.11	88.00	54.00	34.00	AVG	no limit

Orthogonal Axis :	X
Test Mode :	TX N-40M MODE 2422MHz

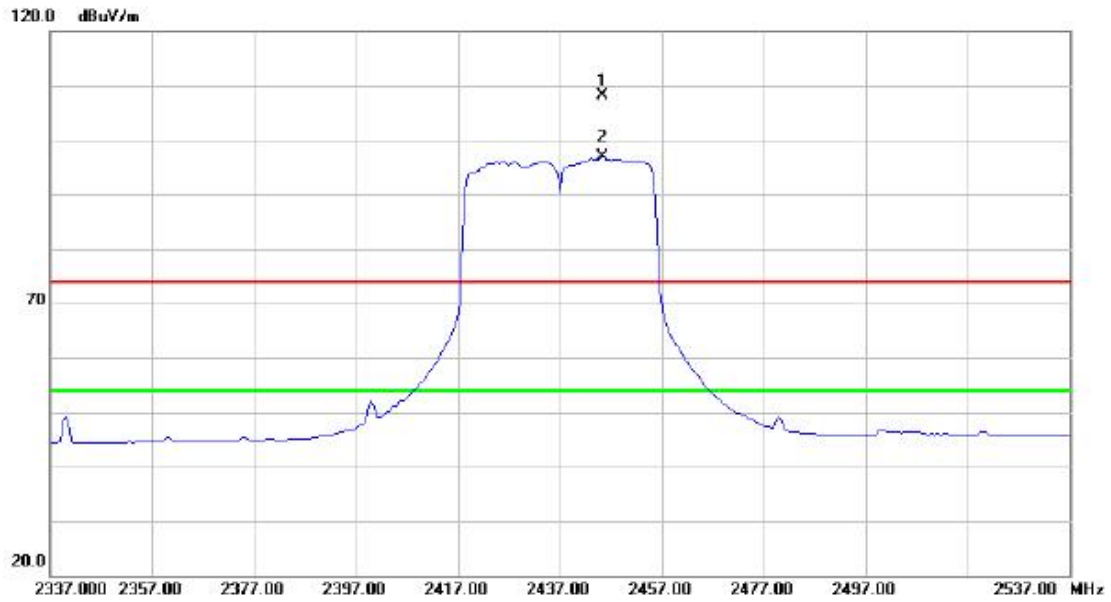
Horizontal



No.	Mk.	Freq. MHz	Reading Level dBuV	Correct Factor dB	Measure- ment dBuV/m	Limit dBuV/m	Over dB	Detector	Comment
1		4844.655	42.45	6.78	49.23	74.00	-24.77	peak	
2		4844.655	29.58	6.78	36.36	54.00	-17.64	AVG	
3		7265.800	42.91	15.33	58.24	74.00	-15.76	peak	
4	*	7265.800	30.43	15.33	45.76	54.00	-8.24	AVG	

Orthogonal Axis :	X
Test Mode :	TX N-40M MODE 2437MHz

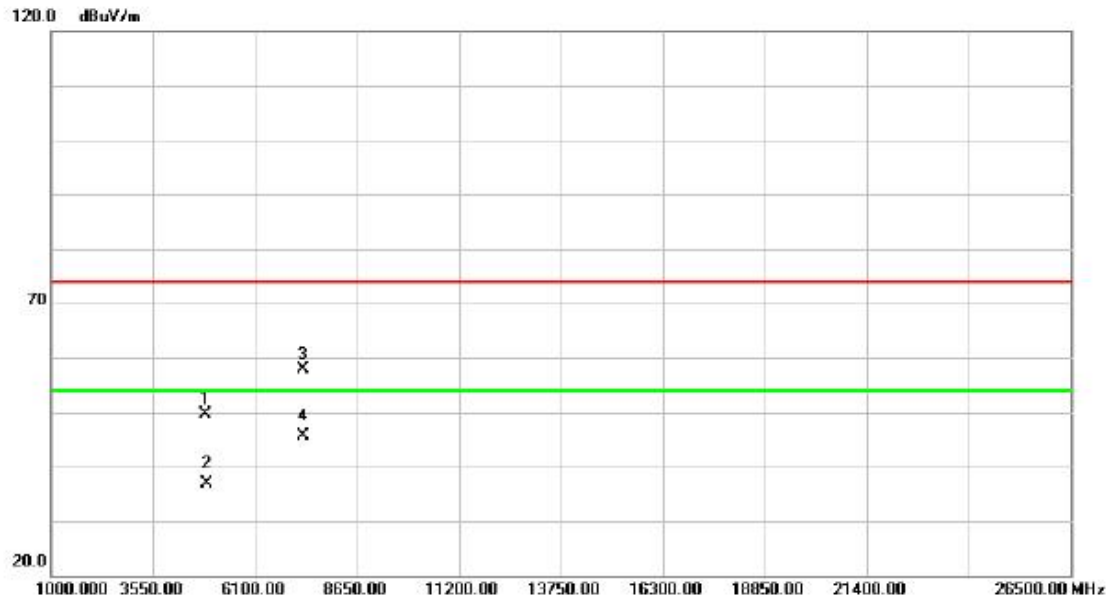
Vertical



No.	Mk.	Freq. MHz	Reading Level dBuV	Correct Factor dB	Measure- ment dBuV/m	Limit dBuV/m	Over dB	Detector	Comment
1	X	2445.500	76.85	31.28	108.13	74.00	34.13	peak	no limit
2	*	2445.500	65.48	31.28	96.76	54.00	42.76	AVG	no limit

Orthogonal Axis :	X
Test Mode :	TX N-40M MODE 2437MHz

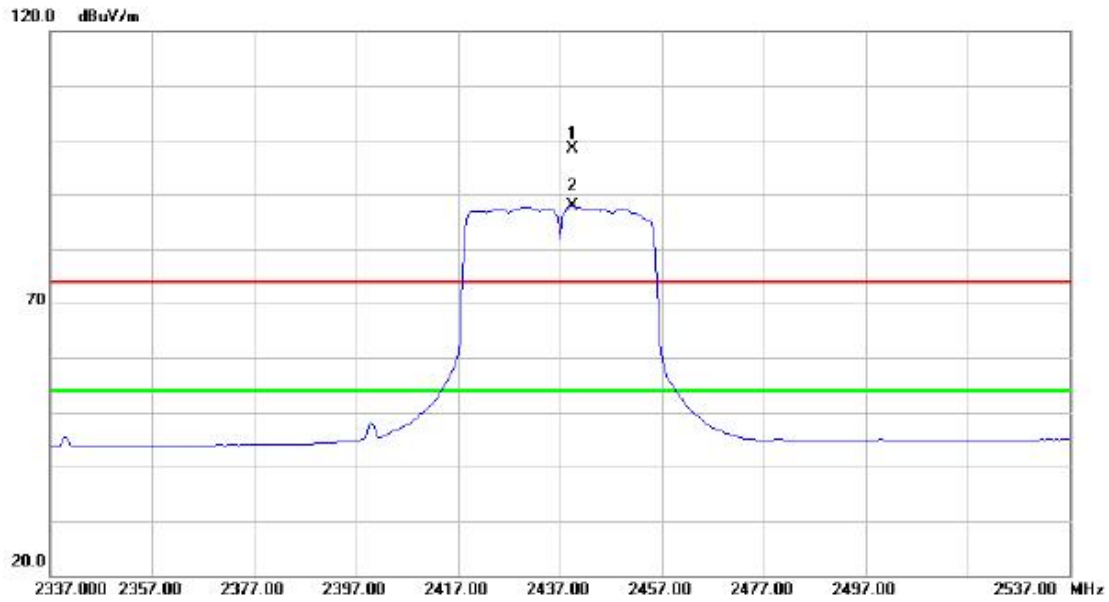
Vertical



No.	Mk.	Freq. MHz	Reading Level dBuV	Correct Factor dB	Measure- ment dBuV/m	Limit dBuV/m	Over dB	Detector	Comment
1		4874.515	42.83	6.78	49.61	74.00	-24.39	peak	
2		4874.515	30.05	6.78	36.83	54.00	-17.17	AVG	
3		7311.050	42.40	15.57	57.97	74.00	-16.03	peak	
4	*	7311.050	30.08	15.57	45.65	54.00	-8.35	AVG	

Orthogonal Axis :	X
Test Mode :	TX N-40M MODE 2437MHz

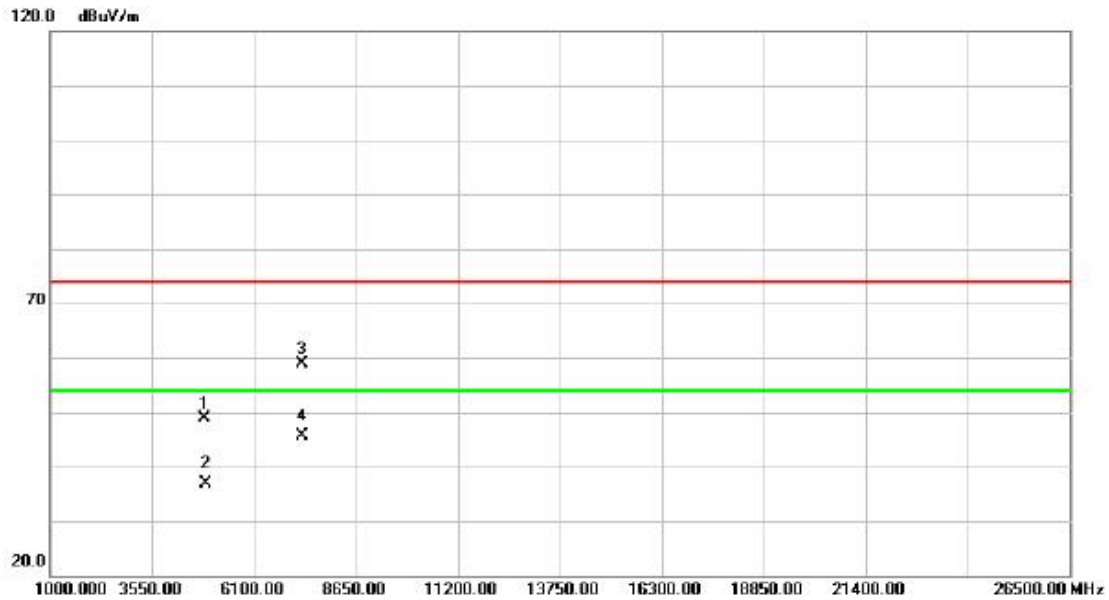
Horizontal



No.	Mk.	Freq. MHz	Reading Level dBuV	Correct Factor dB	Measure- ment dBuV/m	Limit dBuV/m	Over dB	Detector	Comment
1	X	2439.500	67.12	31.25	98.37	74.00	24.37	peak	no limit
2	*	2439.500	56.57	31.25	87.82	54.00	33.82	AVG	no limit

Orthogonal Axis :	X
Test Mode :	TX N-40M MODE 2437MHz

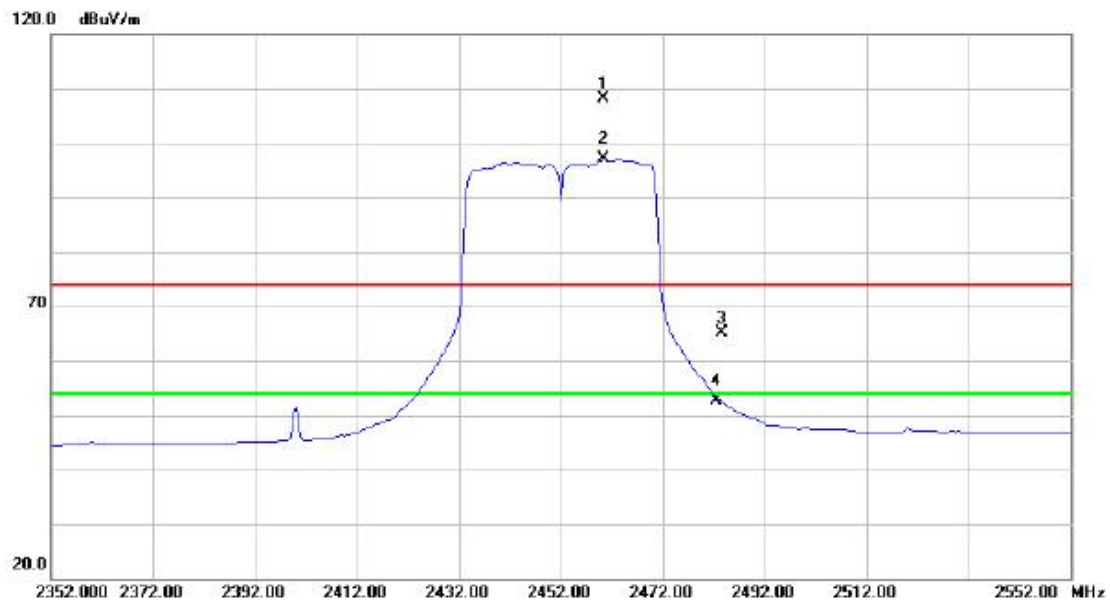
Horizontal



No.	Mk.	Freq. MHz	Reading Level dBuV	Correct Factor dB	Measure- ment dBuV/m	Limit dBuV/m	Over dB	Detector	Comment
1		4873.830	42.11	6.78	48.89	74.00	-25.11	peak	
2		4873.830	30.08	6.78	36.86	54.00	-17.14	AVG	
3		7311.040	43.24	15.57	58.81	74.00	-15.19	peak	
4	*	7311.040	30.07	15.57	45.64	54.00	-8.36	AVG	

Orthogonal Axis :	X
Test Mode :	TX N-40M MODE 2452MHz

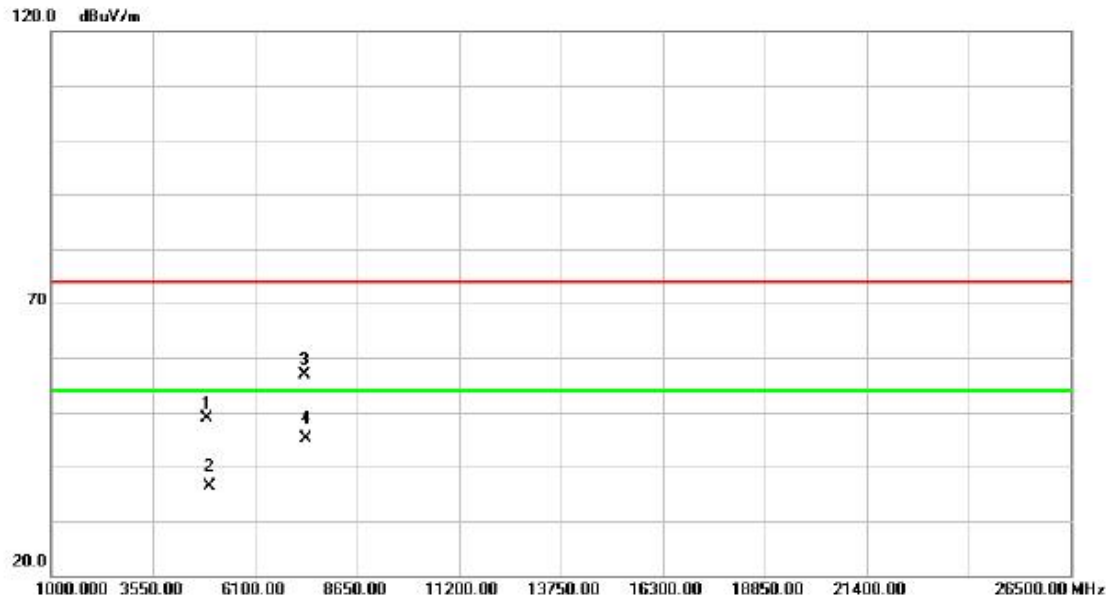
Vertical



No.	Mk.	Freq. MHz	Reading Level dBuV	Correct Factor dB	Measure- ment dBuV/m	Limit dBuV/m	Over dB	Detector	Comment
1	X	2460.500	76.82	31.36	108.18	74.00	34.18	peak	no limit
2	*	2460.500	65.67	31.36	97.03	54.00	43.03	AVG	no limit
3		2483.500	33.74	31.46	65.20	74.00	-8.80	peak	
4		2483.500	21.15	31.46	52.61	54.00	-1.39	AVG	

Orthogonal Axis :	X
Test Mode :	TX N-40M MODE 2452MHz

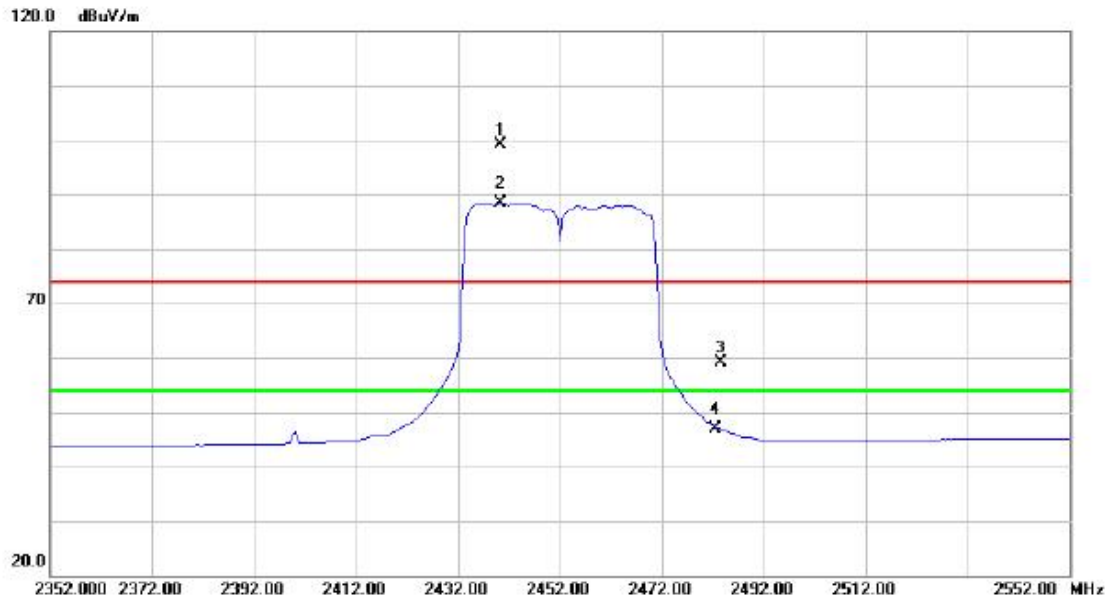
Vertical



No.	Mk.	Freq. MHz	Reading Level dBuV	Correct Factor dB	Measure- ment dBuV/m	Limit dBuV/m	Over dB	Detector	Comment
1		4904.700	42.02	6.77	48.79	74.00	-25.21	peak	
2		4904.700	29.54	6.77	36.31	54.00	-17.69	AVG	
3		7355.325	40.95	15.82	56.77	74.00	-17.23	peak	
4	*	7355.325	29.34	15.82	45.16	54.00	-8.84	AVG	

Orthogonal Axis :	X
Test Mode :	TX N-40M MODE 2452MHz

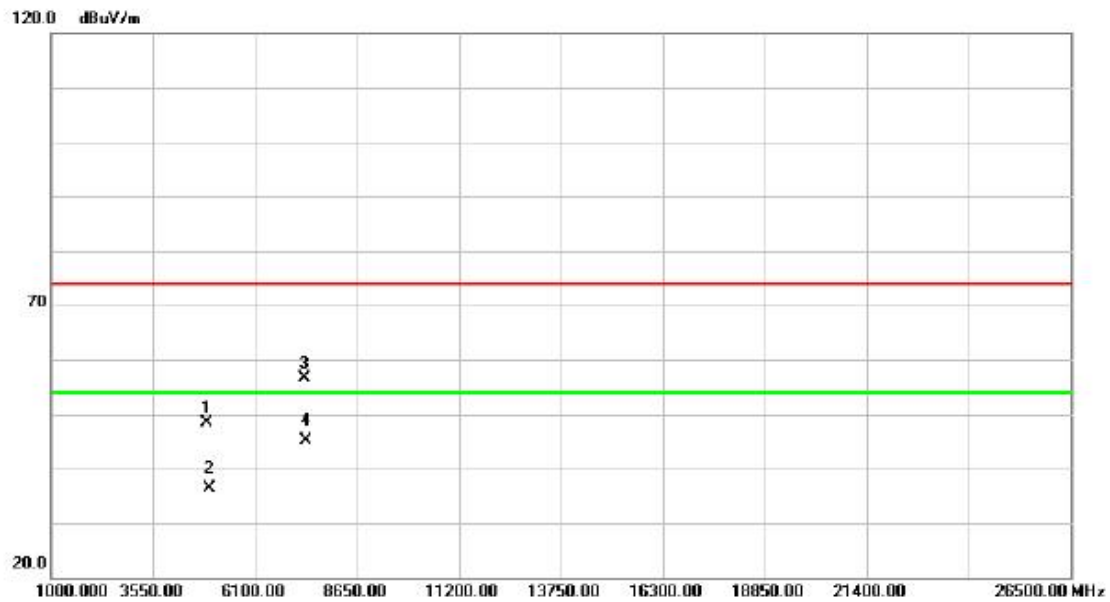
Horizontal



No.	Mk.	Freq. MHz	Reading Level dBuV	Correct Factor dB	Measure- ment dBuV/m	Limit dBuV/m	Over dB	Detector	Comment
1	X	2440.500	67.94	31.26	99.20	74.00	25.20	peak	no limit
2	*	2440.500	57.24	31.26	88.50	54.00	34.50	AVG	no limit
3		2483.500	27.74	31.46	59.20	74.00	-14.80	peak	
4		2483.500	15.33	31.46	46.79	54.00	-7.21	AVG	

Orthogonal Axis :	X
Test Mode :	TX N-40M MODE 2452MHz

Horizontal



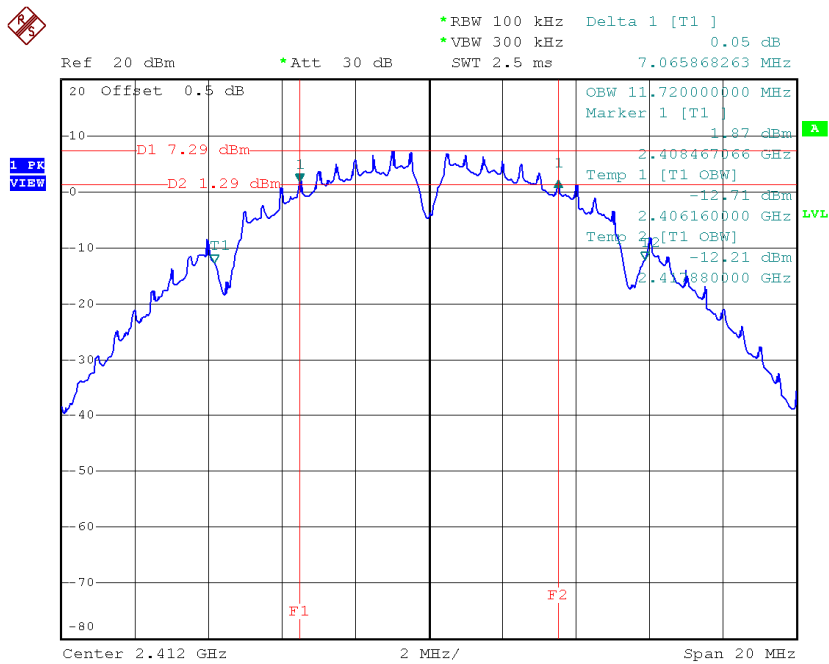
No.	Mk.	Freq. MHz	Reading Level dBuV	Correct Factor dB	Measure- ment dBuV/m	Limit dBuV/m	Over dB	Detector	Comment
1		4903.245	41.71	6.77	48.48	74.00	-25.52	peak	
2		4903.245	29.53	6.77	36.30	54.00	-17.70	AVG	
3		7356.145	40.89	15.82	56.71	74.00	-17.29	peak	
4	*	7356.145	29.26	15.82	45.08	54.00	-8.92	AVG	

ATTACHMENT E - BANDWIDTH

Test Mode : TX B Mode_CH01/06/11

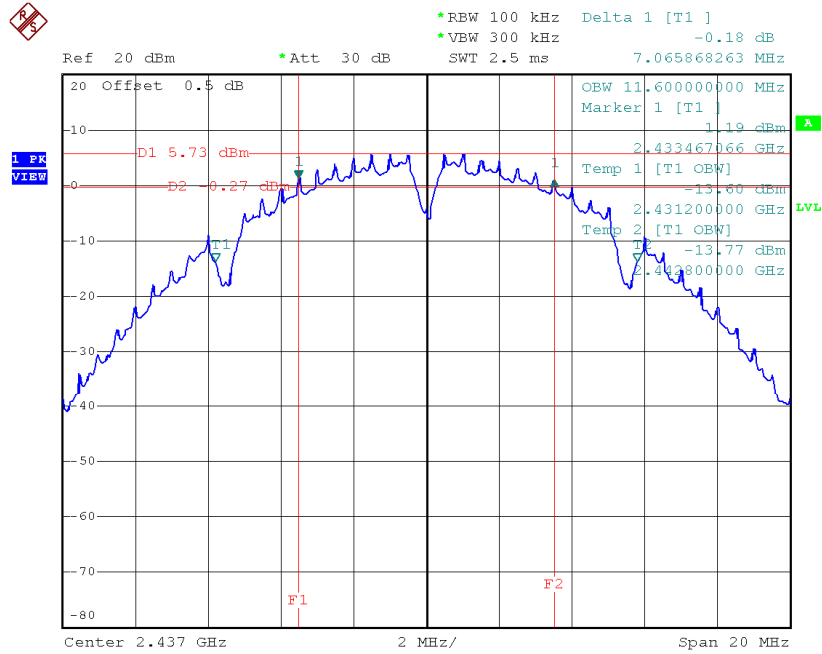
Frequency (MHz)	6dB Bandwidth (MHz)	99% Occupied BW (MHz)	Min. Limit (kHz)	Test Result
2412	7.07	11.72	500	Complies
2437	7.07	11.60	500	Complies
2462	7.07	11.64	500	Complies

TX CH01



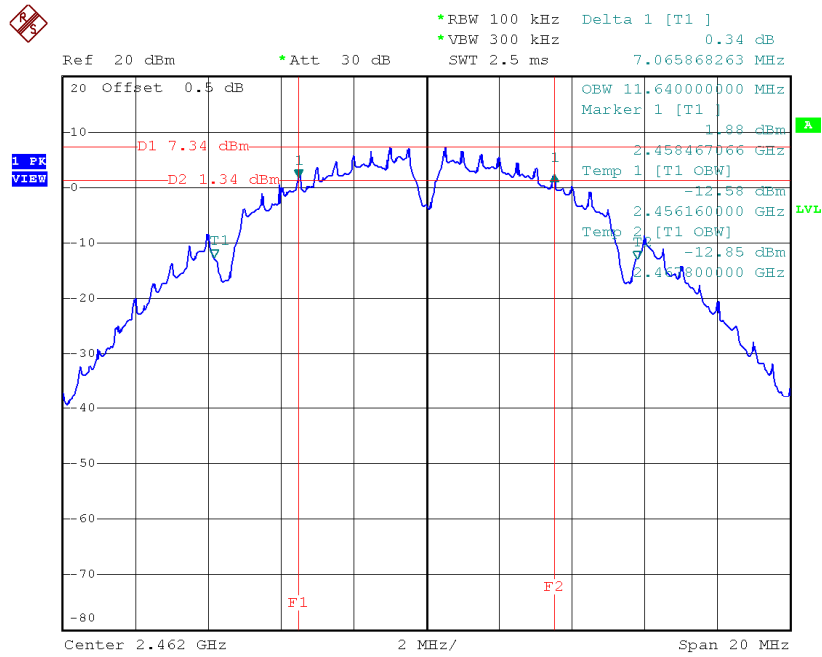
Date: 10.NOV.2014 11:35:01

TX CH06



Date: 10.NOV.2014 11:39:37

TX CH11

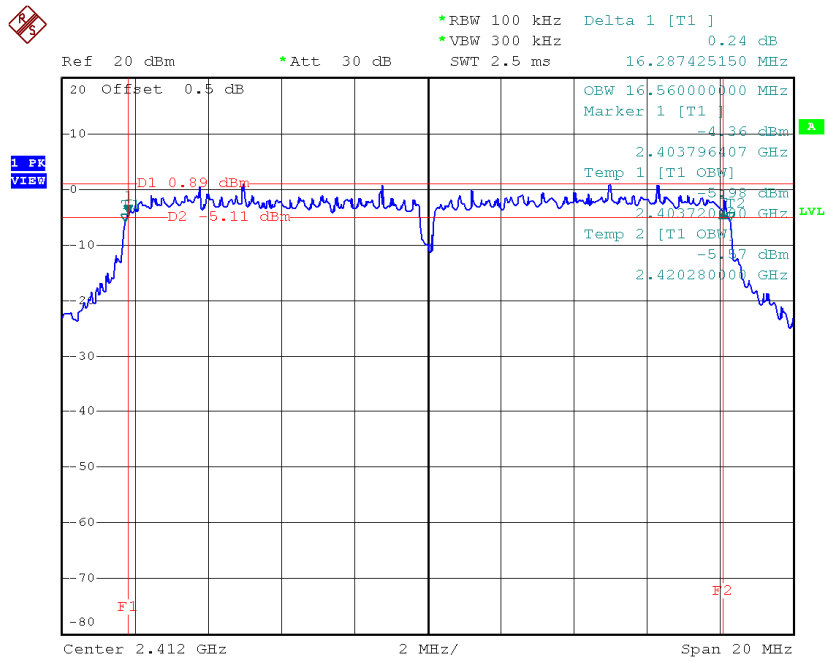


Date: 10.NOV.2014 13:36:54

Test Mode: TX G Mode_CH01/06/11

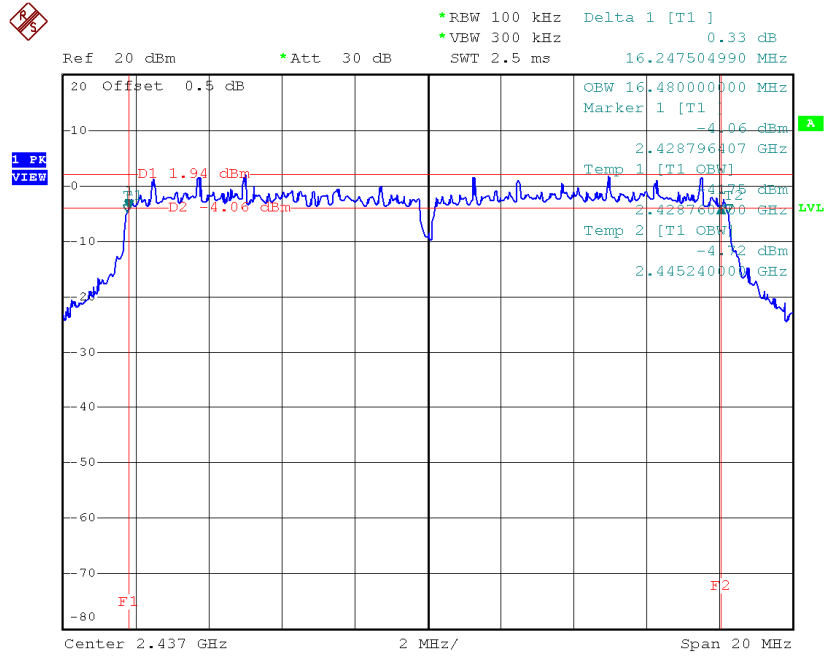
Frequency (MHz)	6dB Bandwidth (MHz)	99% Occupied BW (MHz)	Min. Limit (kHz)	Test Result
2412	16.29	16.56	500	Complies
2437	16.25	16.48	500	Complies
2462	16.41	16.52	500	Complies

TX CH01



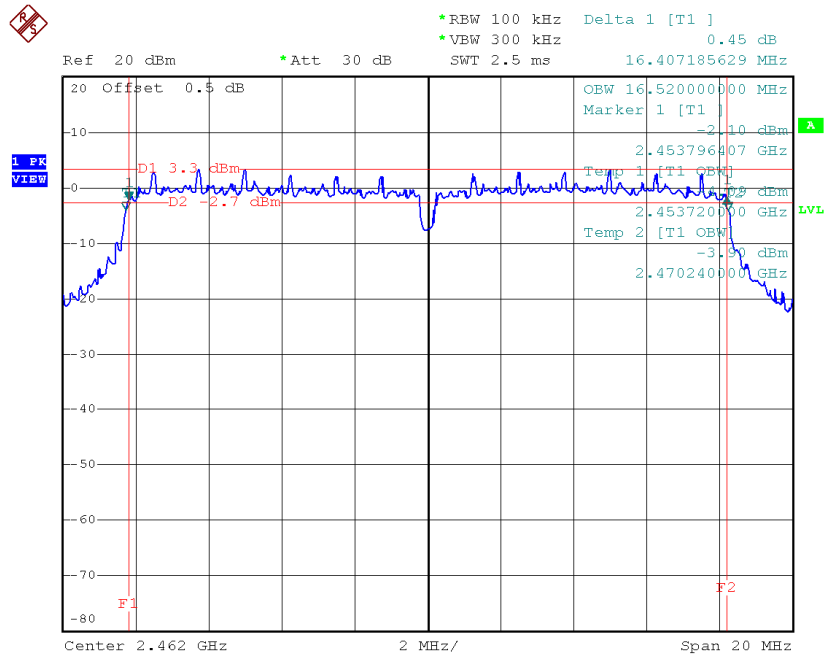
Date: 10.NOV.2014 13:43:19

TX CH06



Date: 10.NOV.2014 14:04:44

TX CH11

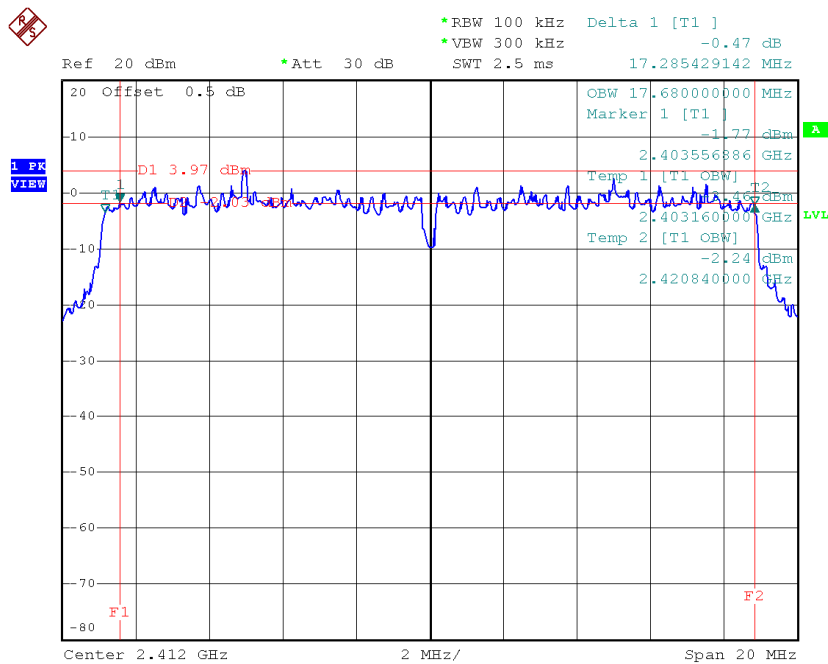


Date: 10.NOV.2014 14:08:58

Test Mode : TX N-20MHz Mode_CH01/06/11

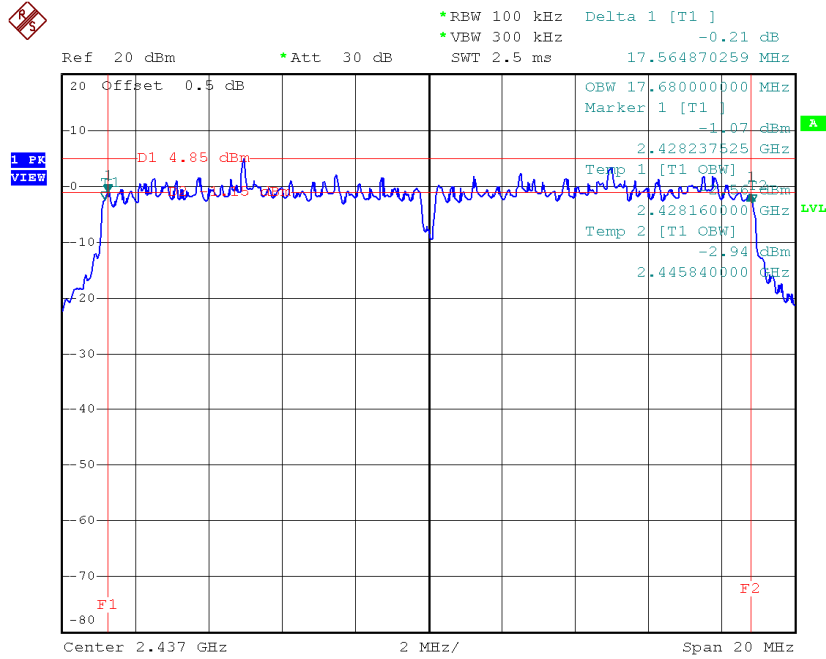
Frequency (MHz)	6dB Bandwidth (MHz)	99% Occupied BW (MHz)	Min. Limit (kHz)	Test Result
2412	17.29	17.68	500	Complies
2437	17.56	17.68	500	Complies
2462	17.68	17.64	500	Complies

TX CH01



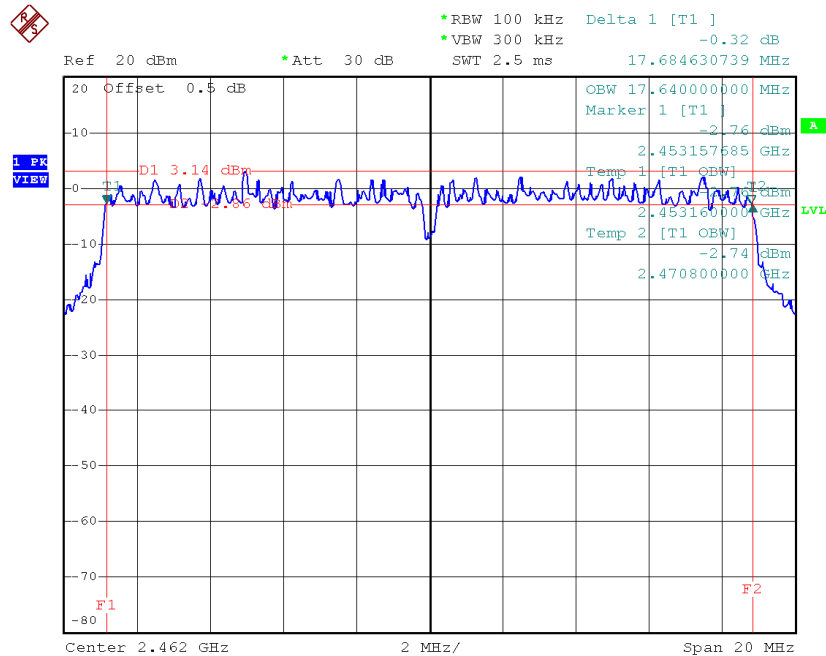
Date: 10.NOV.2014 14:23:03

TX CH06



Date: 10.NOV.2014 14:36:28

TX CH11

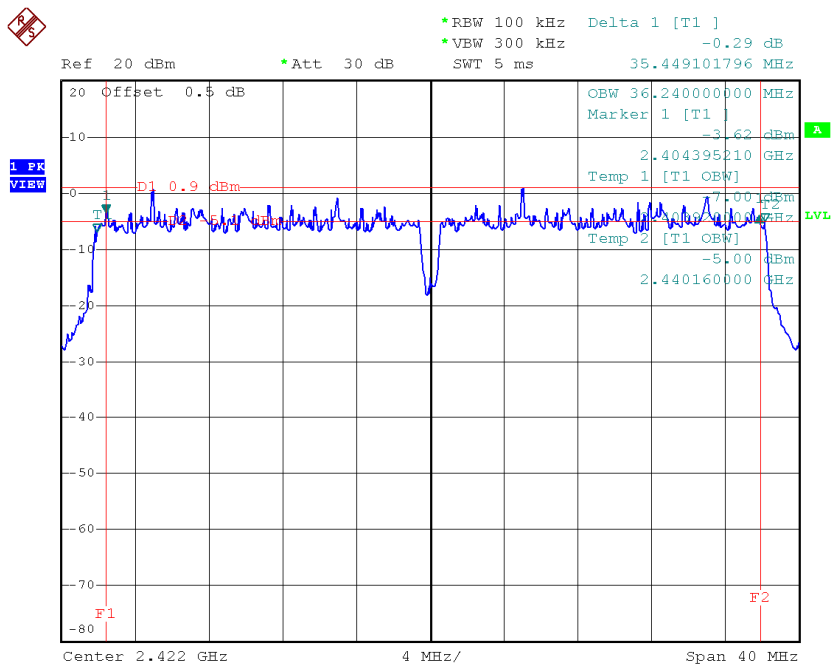


Date: 10.NOV.2014 14:39:33

Test Mode : TX N-40MHz Mode_CH03/06/09

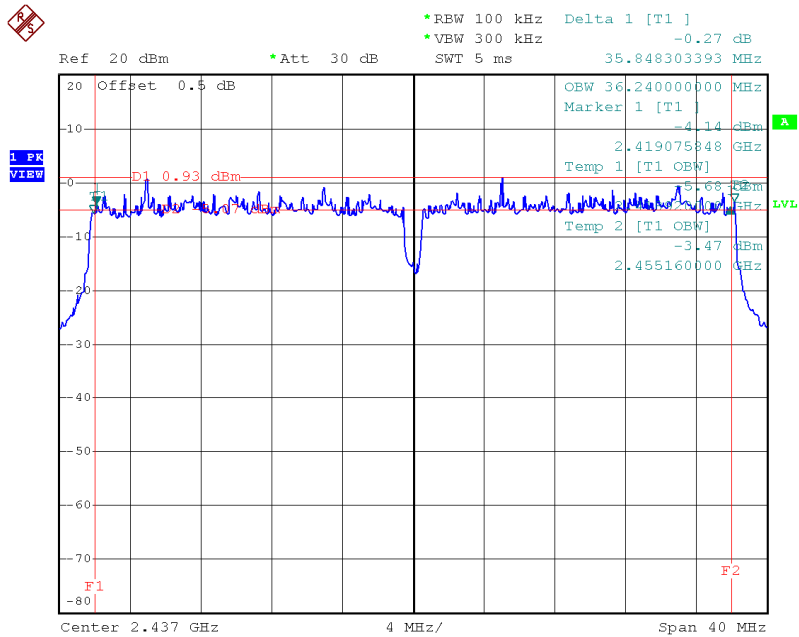
Frequency (MHz)	6dB Bandwidth (MHz)	99% Occupied BW (MHz)	Min. Limit (kHz)	Test Result
2422	35.45	36.24	500	Complies
2437	35.85	36.24	500	Complies
2452	35.77	36.24	500	Complies

TX CH03



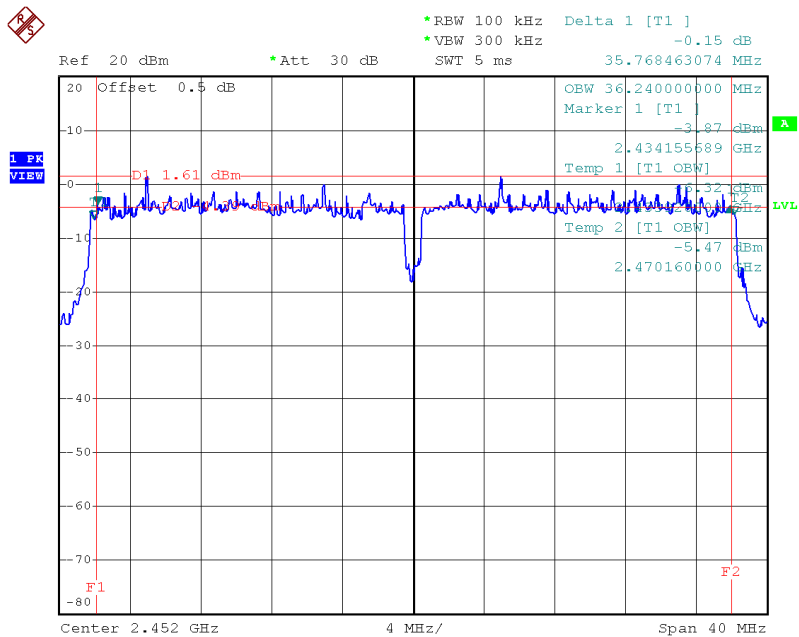
Date: 10.NOV.2014 14:45:18

TX CH06



Date: 10.NOV.2014 14:52:24

TX CH09



Date: 10.NOV.2014 14:56:23

**ATTACHMENT F – MAXIMUM PEAK CONDUCTED OUTPUT
POWER**

Test Mode :TX B Mode_CH01/06/11_ANT 1

Frequency (MHz)	Conducted Power (dBm)	Conducted Power (W)	Max. Limit (dBm)	Max. Limit (W)	Result
2412	17.32	0.0540	30.00	1.00	Complies
2437	17.45	0.0556	30.00	1.00	Complies
2462	18.33	0.0681	30.00	1.00	Complies

Test Mode :TX B Mode_CH01/06/11_ANT 2

Frequency (MHz)	Conducted Power (dBm)	Conducted Power (W)	Max. Limit (dBm)	Max. Limit (W)	Result
2412	18.66	0.0735	30.00	1.00	Complies
2437	18.60	0.0724	30.00	1.00	Complies
2462	18.46	0.0701	30.00	1.00	Complies

Test Mode :TX B Mode_CH01/06/11_ANT 3

Frequency (MHz)	Conducted Power (dBm)	Conducted Power (W)	Max. Limit (dBm)	Max. Limit (W)	Result
2412	18.13	0.0650	30.00	1.00	Complies
2437	18.04	0.0637	30.00	1.00	Complies
2462	18.25	0.0668	30.00	1.00	Complies

Test Mode :TX B Mode_CH01/06/11_Total

Frequency (MHz)	Conducted Power (dBm)	Conducted Power (W)	Max. Limit (dBm)	Max. Limit (W)	Result
2412	22.84	0.1923	30.00	1.00	Complies
2437	22.83	0.1919	30.00	1.00	Complies
2462	23.12	0.2051	30.00	1.00	Complies

Test Mode :TX G Mode_CH01/06/11_ANT 1

Frequency (MHz)	Conducted Power (dBm)	Conducted Power (W)	Max. Limit (dBm)	Max. Limit (W)	Result
2412	24.52	0.2831	30.00	1.00	Complies
2437	24.30	0.2692	30.00	1.00	Complies
2462	24.72	0.2965	30.00	1.00	Complies

Test Mode :TX G Mode_CH01/06/11_ANT 2

Frequency (MHz)	Conducted Power (dBm)	Conducted Power (W)	Max. Limit (dBm)	Max. Limit (W)	Result
2412	25.21	0.3319	30.00	1.00	Complies
2437	25.06	0.3206	30.00	1.00	Complies
2462	24.89	0.3083	30.00	1.00	Complies

Test Mode :TX G Mode_CH01/06/11_ANT 3

Frequency (MHz)	Conducted Power (dBm)	Conducted Power (W)	Max. Limit (dBm)	Max. Limit (W)	Result
2412	24.45	0.2786	30.00	1.00	Complies
2437	24.23	0.2649	30.00	1.00	Complies
2462	25.30	0.3388	30.00	1.00	Complies

Test Mode :TX G Mode_CH01/06/11_Total

Frequency (MHz)	Conducted Power (dBm)	Conducted Power (W)	Max. Limit (dBm)	Max. Limit (W)	Result
2412	29.51	0.8933	30.00	1.00	Complies
2437	29.32	0.8551	30.00	1.00	Complies
2462	29.75	0.9441	30.00	1.00	Complies

Test Mode :TX N20 Mode_CH01/06/11_ANT 1

Frequency (MHz)	Conducted Power (dBm)	Conducted Power (W)	Max. Limit (dBm)	Max. Limit (W)	Result
2412	24.03	0.2529	30.00	1.00	Complies
2437	24.33	0.2710	30.00	1.00	Complies
2462	24.32	0.2704	30.00	1.00	Complies

Test Mode :TX N20 Mode_CH01/06/11_ANT 2

Frequency (MHz)	Conducted Power (dBm)	Conducted Power (W)	Max. Limit (dBm)	Max. Limit (W)	Result
2412	25.12	0.3251	30.00	1.00	Complies
2437	25.34	0.3420	30.00	1.00	Complies
2462	24.75	0.2985	30.00	1.00	Complies

Test Mode :TX N20 Mode_CH01/06/11_ANT 3

Frequency (MHz)	Conducted Power (dBm)	Conducted Power (W)	Max. Limit (dBm)	Max. Limit (W)	Result
2412	24.45	0.2786	30.00	1.00	Complies
2437	24.73	0.2972	30.00	1.00	Complies
2462	24.83	0.3041	30.00	1.00	Complies

Test Mode :TX N20 Mode_CH01/06/11_Total

Frequency (MHz)	Conducted Power (dBm)	Conducted Power (W)	Max. Limit (dBm)	Max. Limit (W)	Result
2412	29.33	0.8570	30.00	1.00	Complies
2437	29.59	0.9099	30.00	1.00	Complies
2462	29.41	0.8730	30.00	1.00	Complies

Test Mode :TX N40 Mode_CH03/06/09_ANT 1

Frequency (MHz)	Conducted Power (dBm)	Conducted Power (W)	Max. Limit (dBm)	Max. Limit (W)	Result
2422	24.55	0.2851	30.00	1.00	Complies
2437	24.11	0.2576	30.00	1.00	Complies
2452	24.77	0.2999	30.00	1.00	Complies

Test Mode :TX N40 Mode_CH03/06/09_ANT 2

Frequency (MHz)	Conducted Power (dBm)	Conducted Power (W)	Max. Limit (dBm)	Max. Limit (W)	Result
2422	25.94	0.3926	30.00	1.00	Complies
2437	25.34	0.3420	30.00	1.00	Complies
2452	25.32	0.3404	30.00	1.00	Complies

Test Mode :TX N40 Mode_CH03/06/09_ANT 3

Frequency (MHz)	Conducted Power (dBm)	Conducted Power (W)	Max. Limit (dBm)	Max. Limit (W)	Result
2422	25.03	0.3184	30.00	1.00	Complies
2437	24.88	0.3076	30.00	1.00	Complies
2452	25.27	0.3365	30.00	1.00	Complies

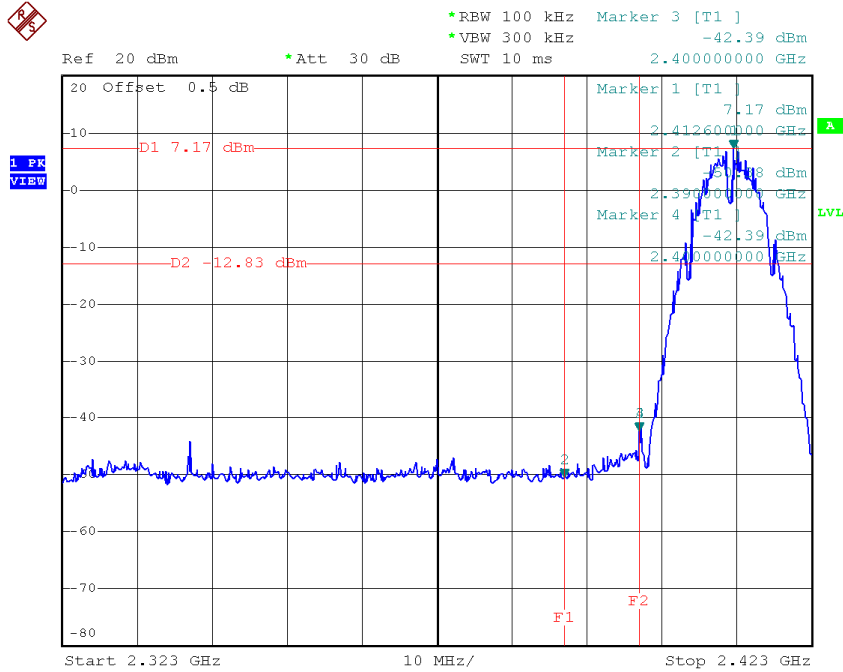
Test Mode :TX N40 Mode_CH03/06/09_Total

Frequency (MHz)	Conducted Power (dBm)	Conducted Power (W)	Max. Limit (dBm)	Max. Limit (W)	Result
2422	29.98	0.9954	30.00	1.00	Complies
2437	29.58	0.9078	30.00	1.00	Complies
2452	29.90	0.9772	30.00	1.00	Complies

**ATTACHMENT G - ANTENNA CONDUCTED SPURIOUS
EMISSION**

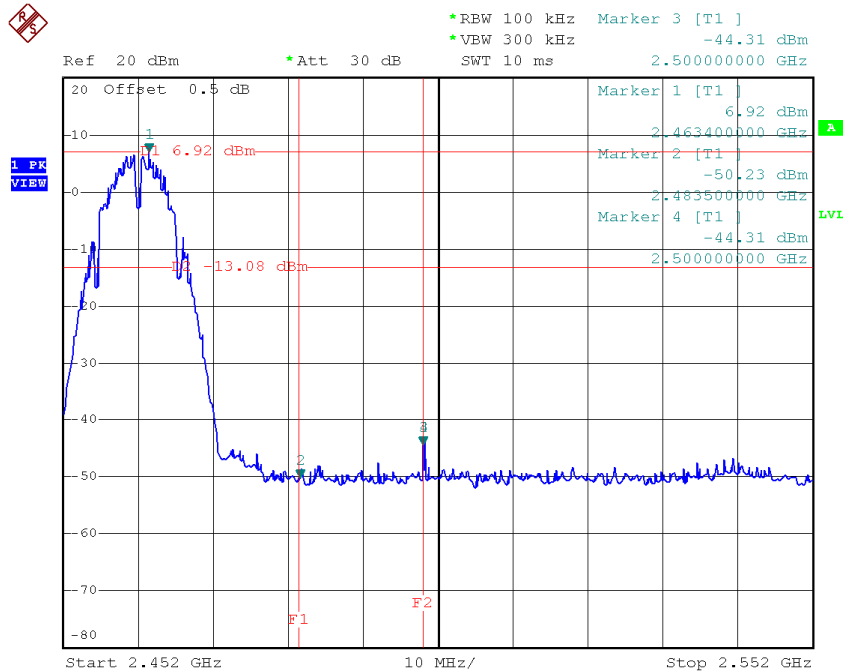
Test Mode :	TX B Mode_ANT 1
-------------	-----------------

TX B mode CH01



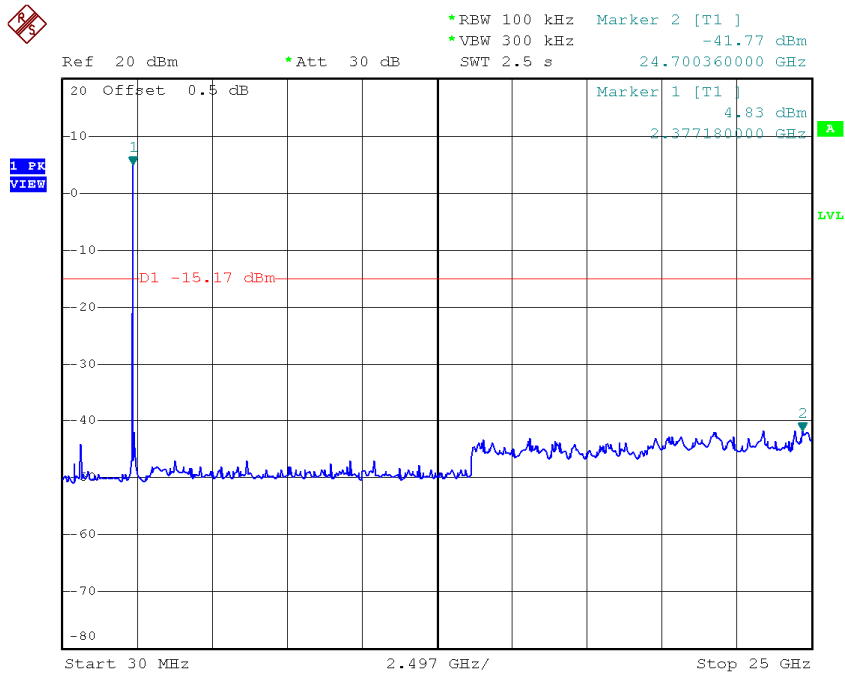
Date: 10.NOV.2014 11:36:23

TX B mode CH11



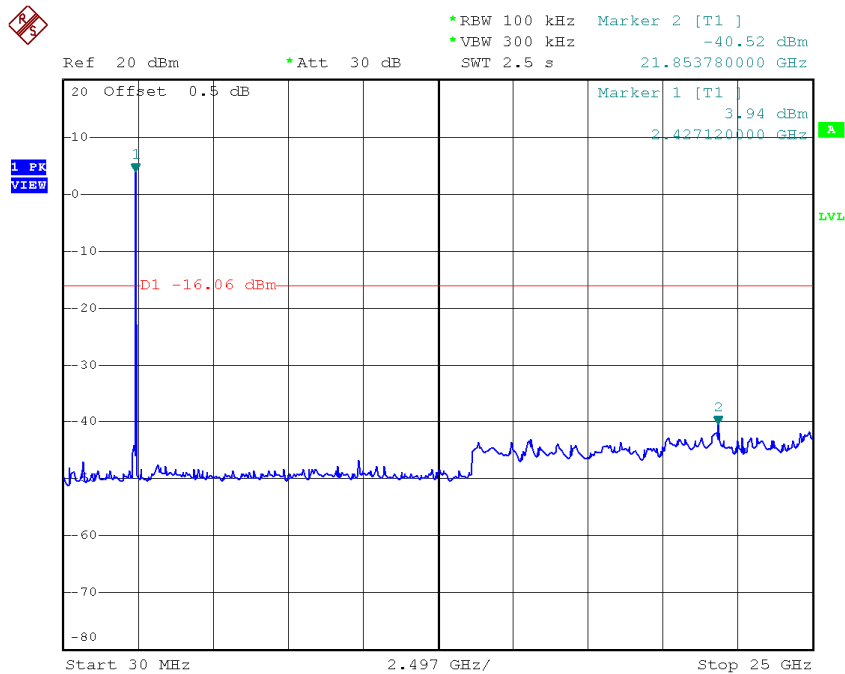
Date: 10.NOV.2014 13:38:44

TX B mode CH01 (10 Harmonic of the frequency)



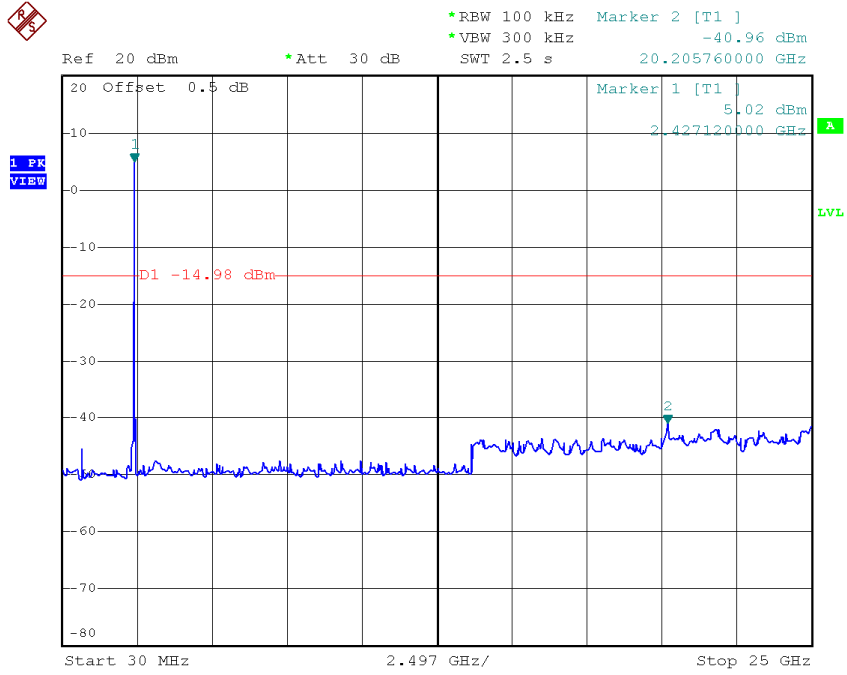
Date: 10.NOV.2014 11:33:16

TX B mode CH06 (10 Harmonic of the frequency)



Date: 10.NOV.2014 11:37:55

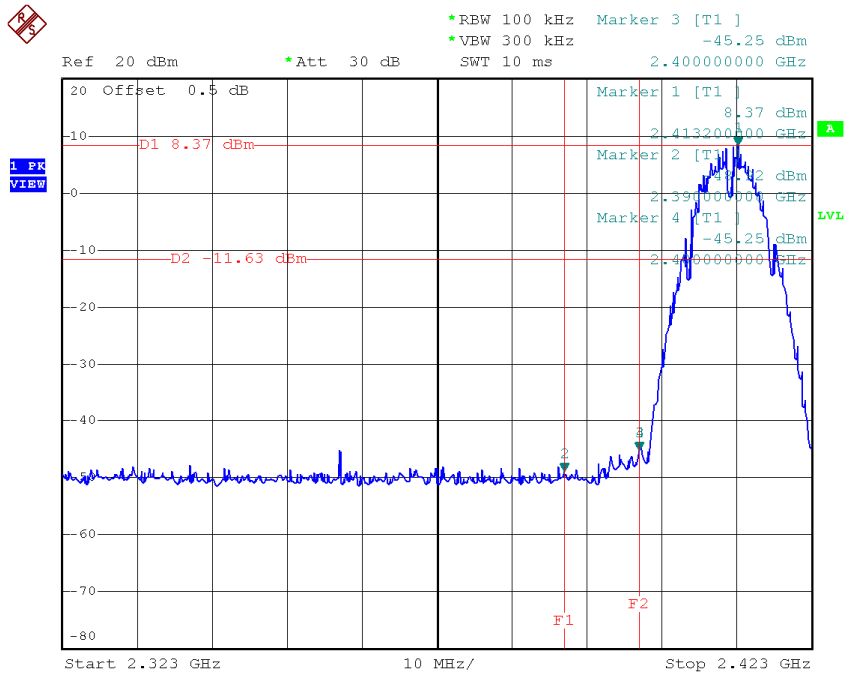
TX B mode CH11 (10 Harmonic of the frequency)



Date: 10.NOV.2014 13:35:28

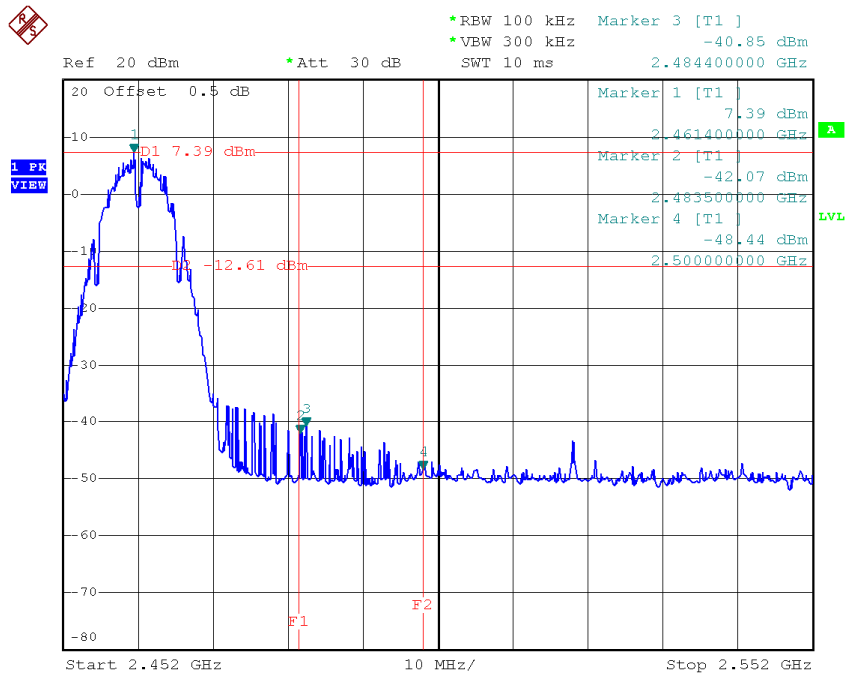
Test Mode :	TX B Mode_ANT 2
--------------------	------------------------

TX B mode CH01



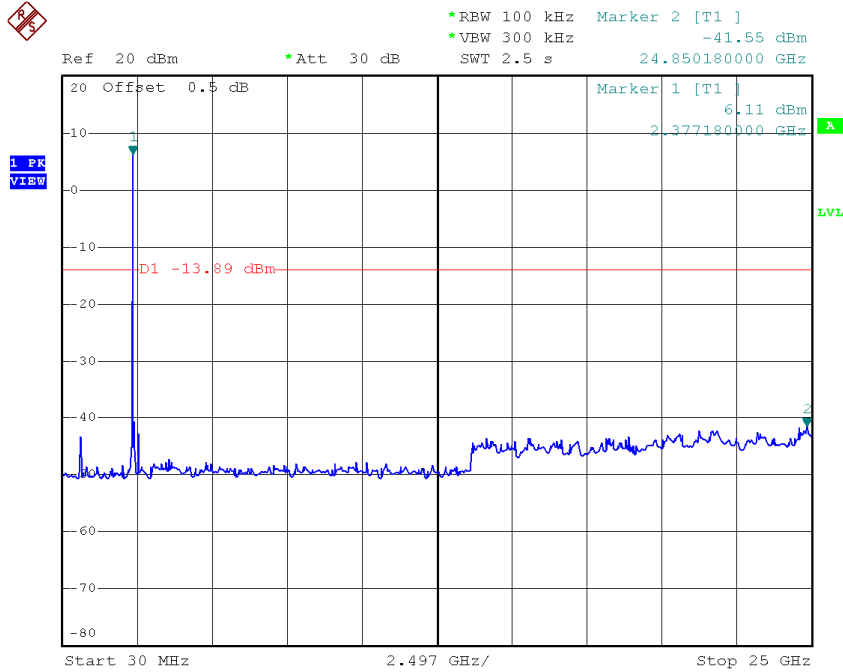
Date: 10.NOV.2014 11:36:45

TX B mode CH11



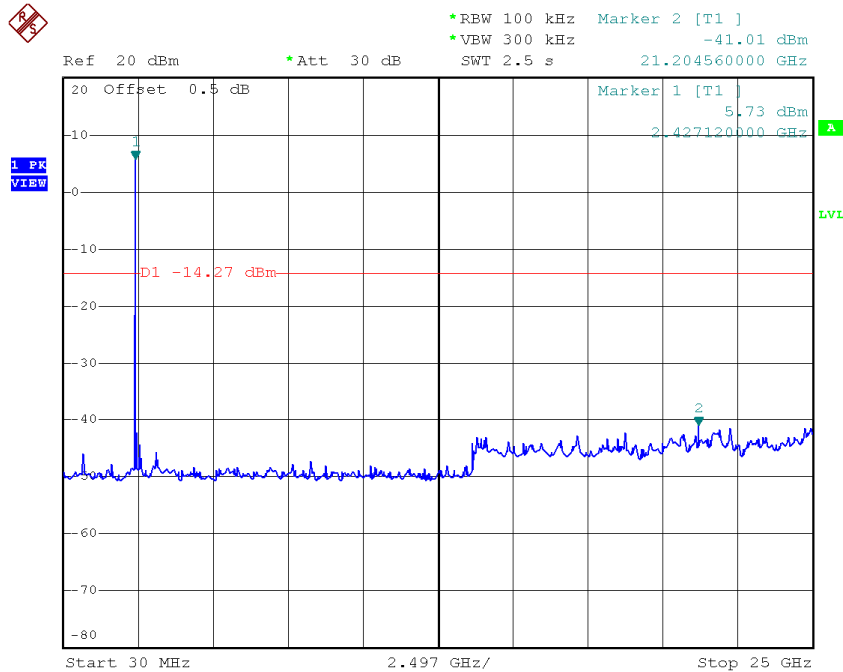
Date: 10.NOV.2014 13:39:15

TX B mode CH01 (10 Harmonic of the frequency)



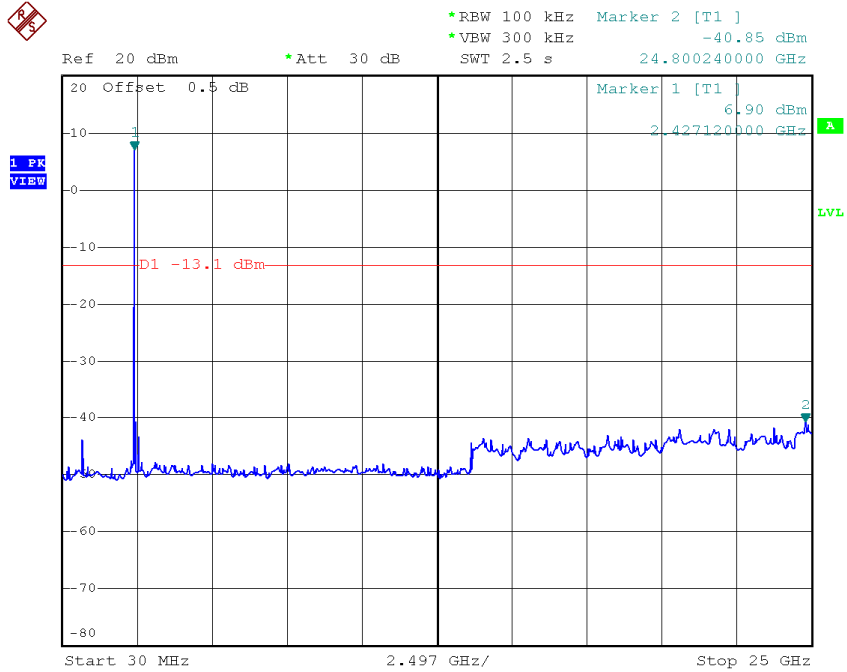
Date: 10.NOV.2014 11:33:51

TX B mode CH06 (10 Harmonic of the frequency)



Date: 10.NOV.2014 11:38:25

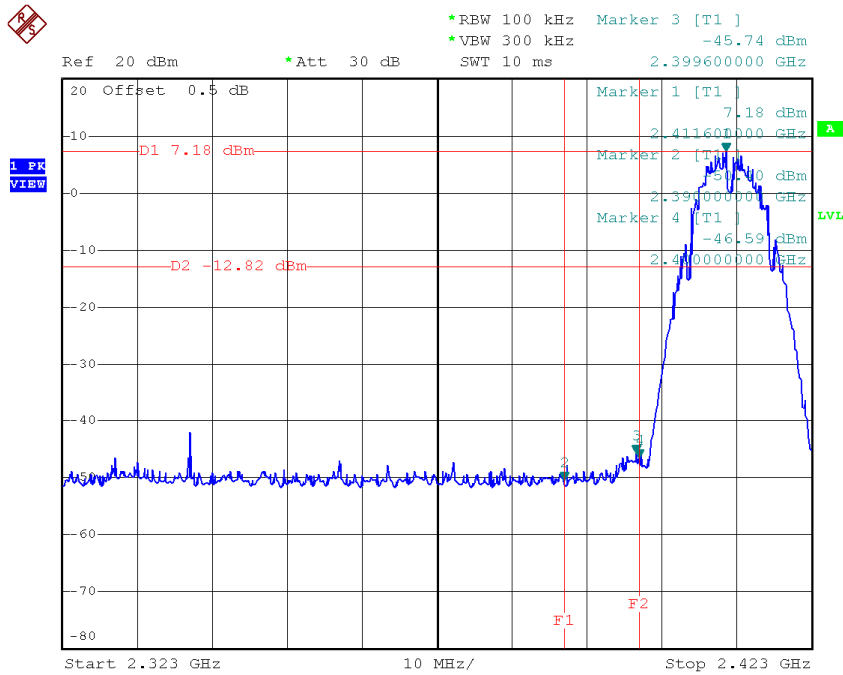
TX B mode CH11 (10 Harmonic of the frequency)



Date: 10.NOV.2014 13:35:57

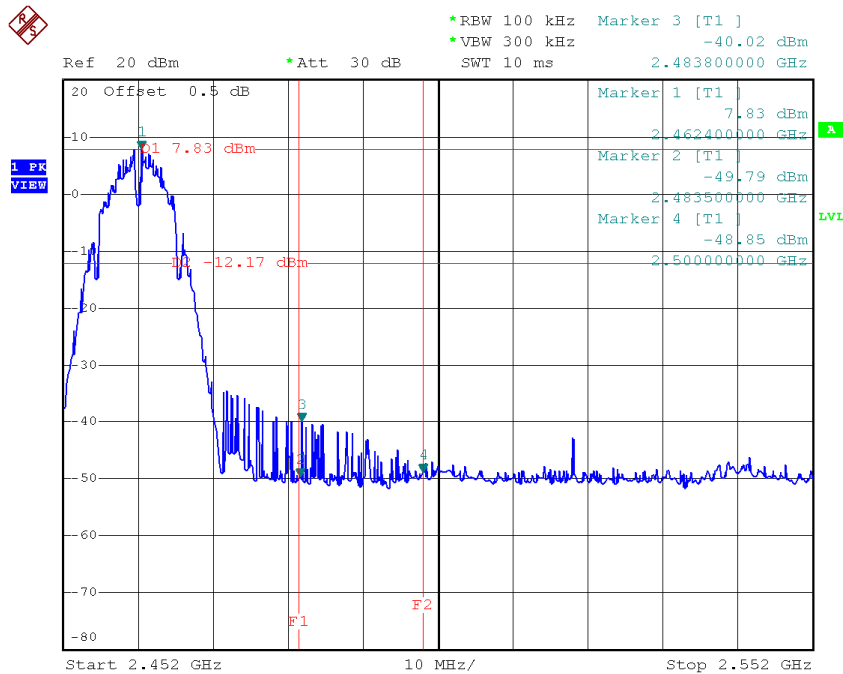
Test Mode :	TX B Mode_ANT 3
-------------	-----------------

TX B mode CH01



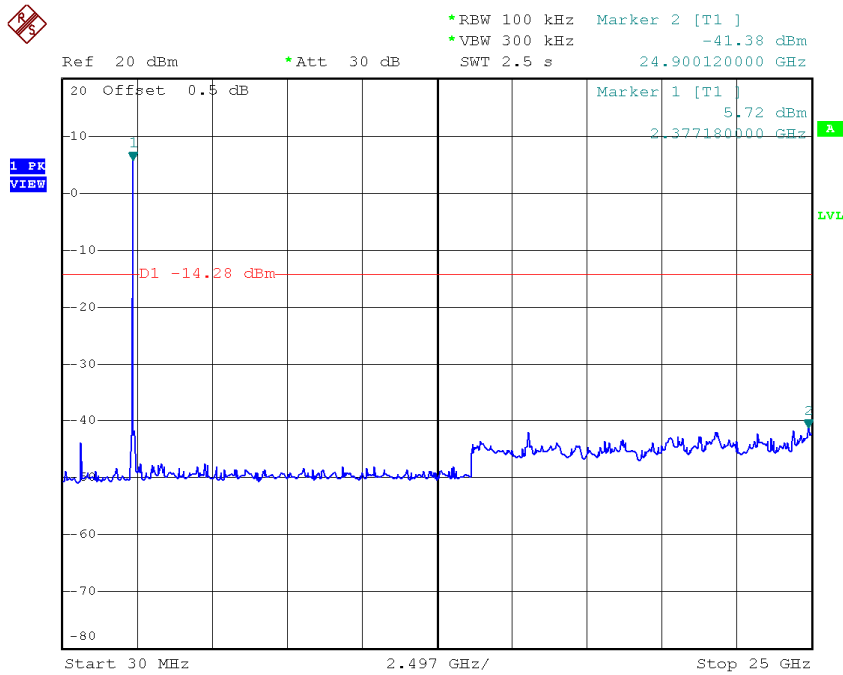
Date: 10.NOV.2014 11:37:06

TX B mode CH11



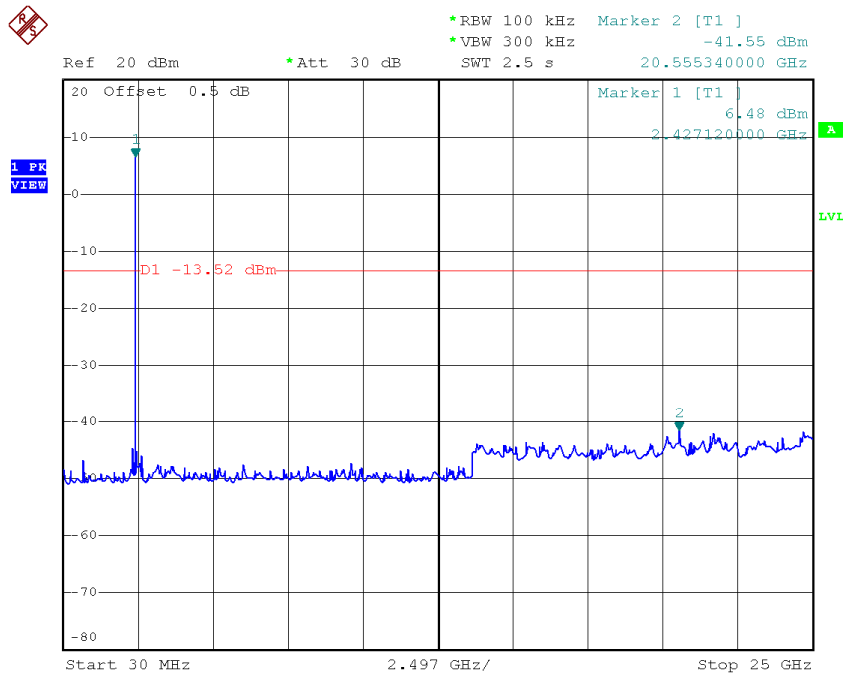
Date: 10.NOV.2014 13:39:42

TX B mode CH01 (10 Harmonic of the frequency)



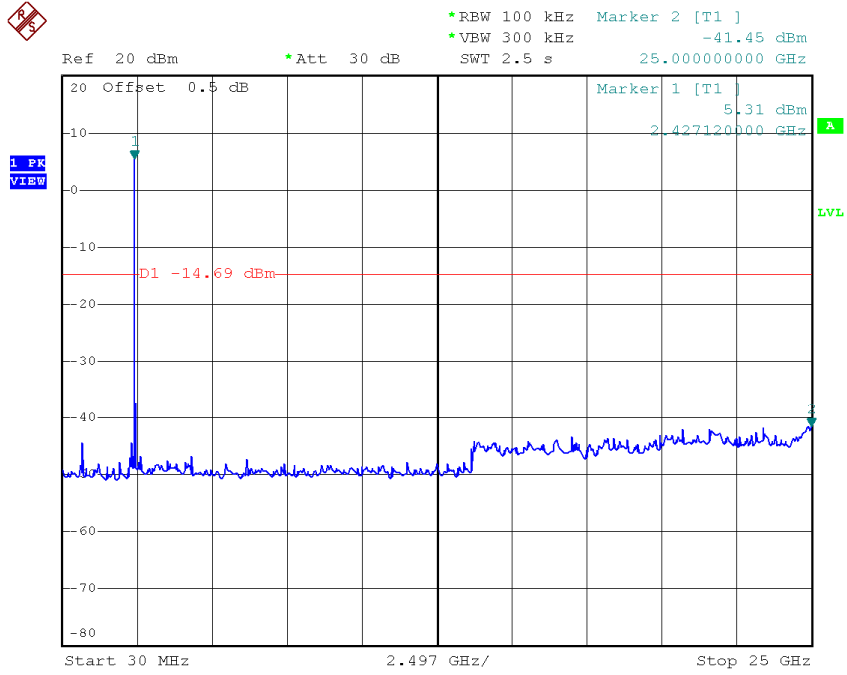
Date: 10.NOV.2014 11:34:29

TX B mode CH06 (10 Harmonic of the frequency)



Date: 10.NOV.2014 11:38:56

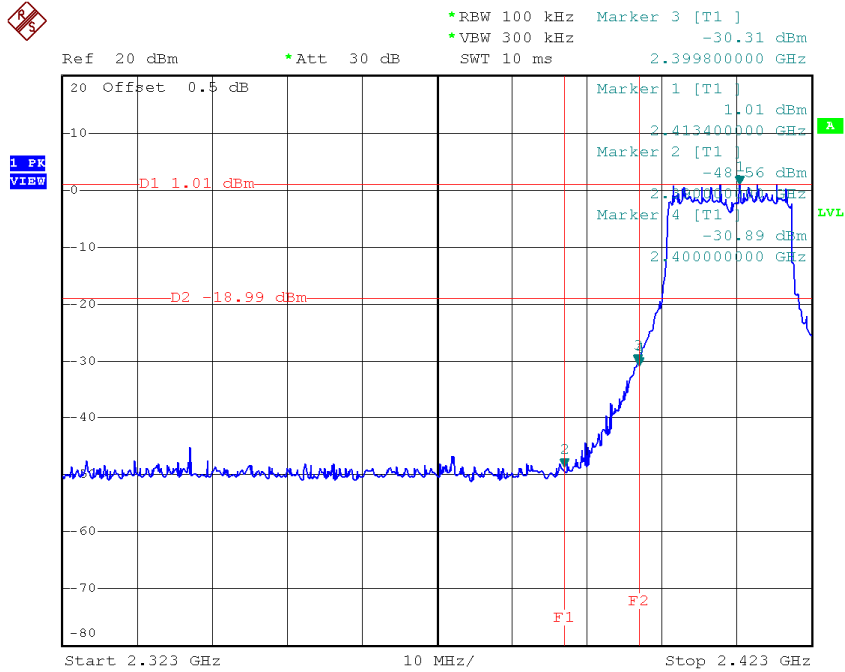
TX B mode CH11 (10 Harmonic of the frequency)



Date: 10.NOV.2014 13:36:26

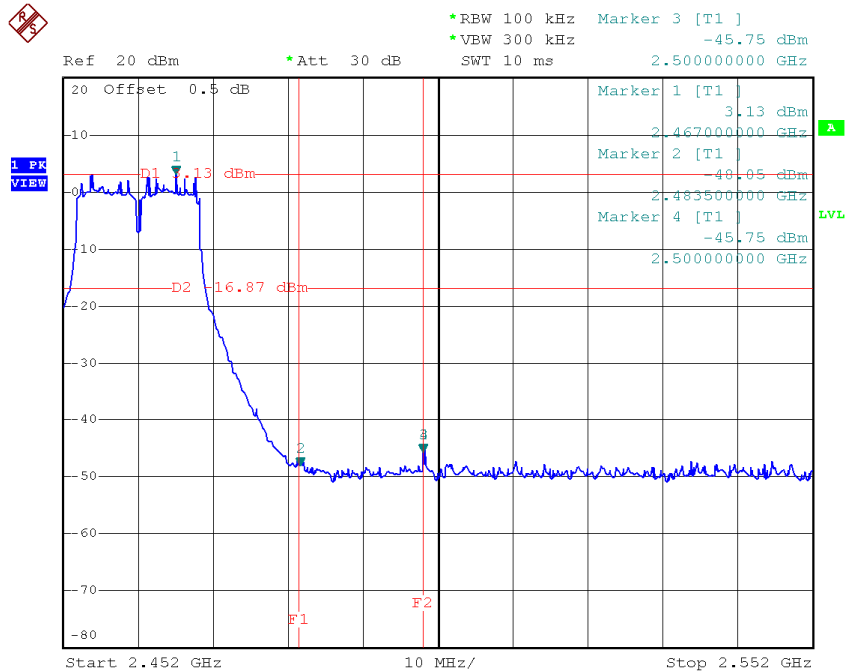
Test Mode :	TX G Mode_ANT 1
--------------------	------------------------

TX G mode CH01



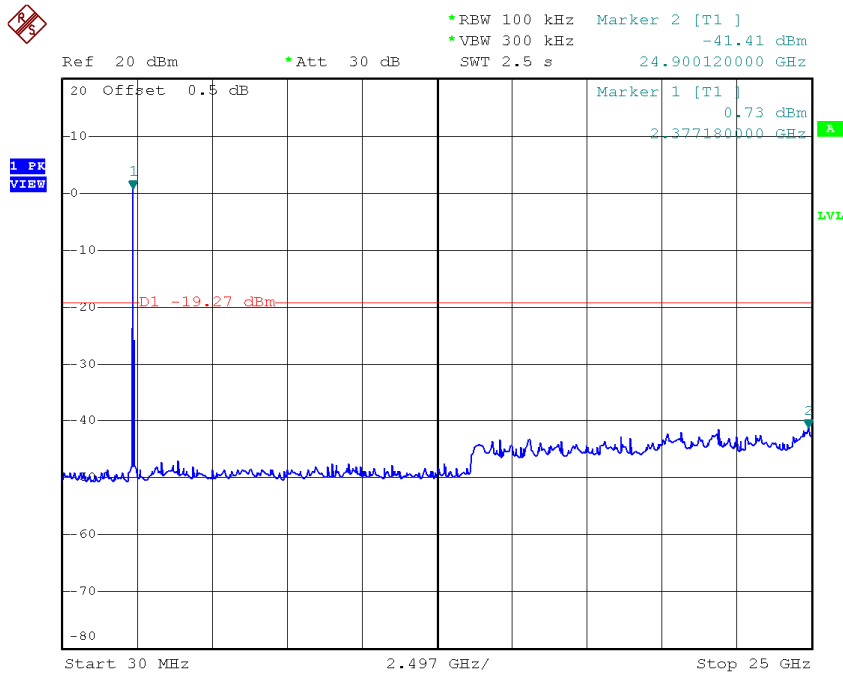
Date: 10.NOV.2014 14:00:41

TX G mode CH11



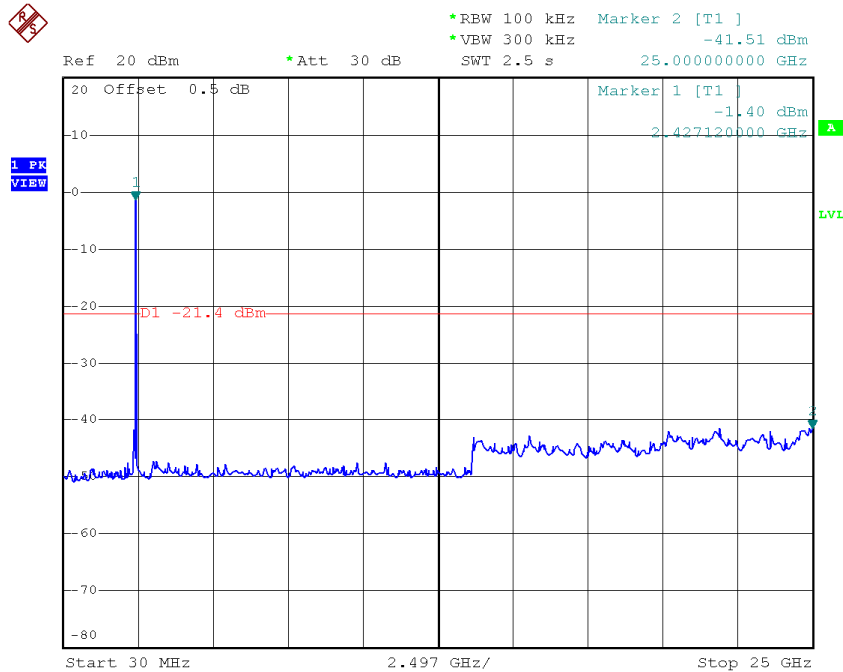
Date: 10.NOV.2014 14:10:45

TX G mode CH01 (10 Harmonic of the frequency)



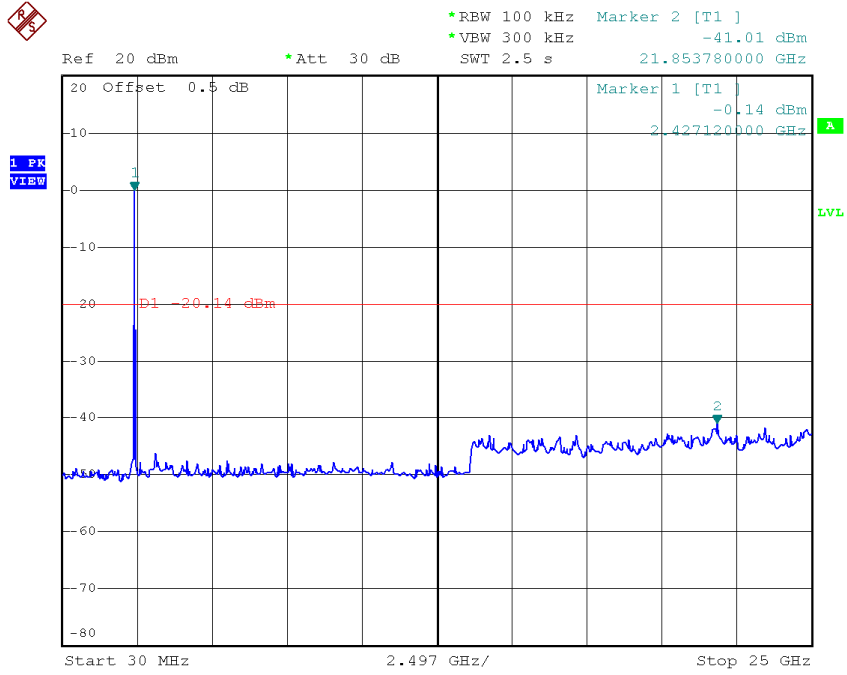
Date: 10.NOV.2014 13:41:58

TX G mode CH06 (10 Harmonic of the frequency)



Date: 10.NOV.2014 14:02:23

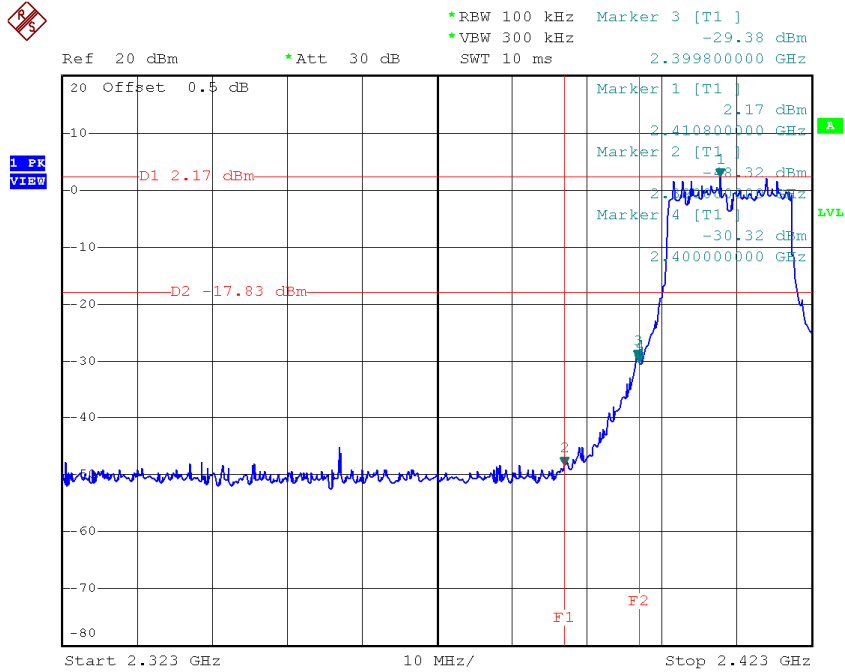
TX G mode CH11 (10 Harmonic of the frequency)



Date: 10.NOV.2014 14:06:40

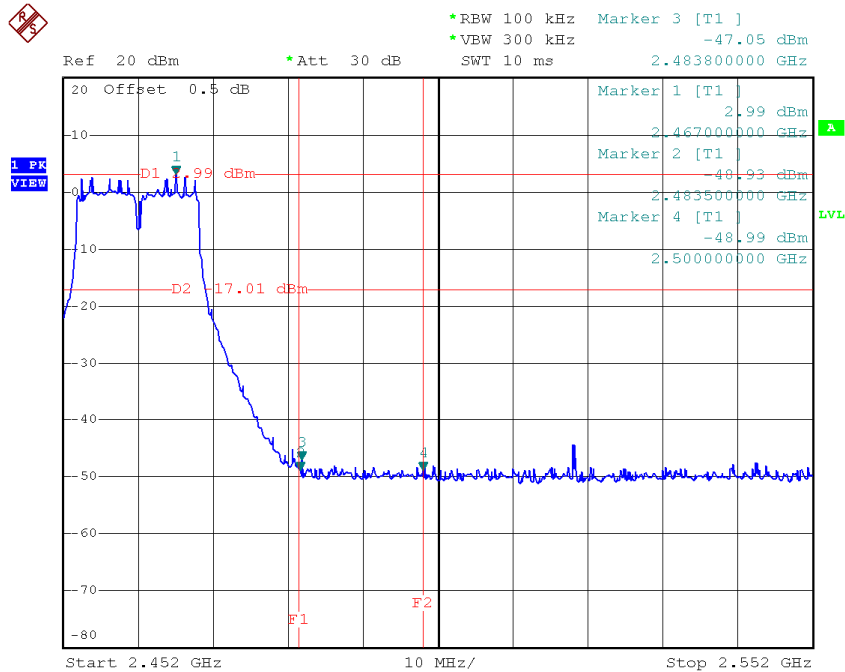
Test Mode :	TX G Mode_ANT 2
--------------------	------------------------

TX G mode CH01



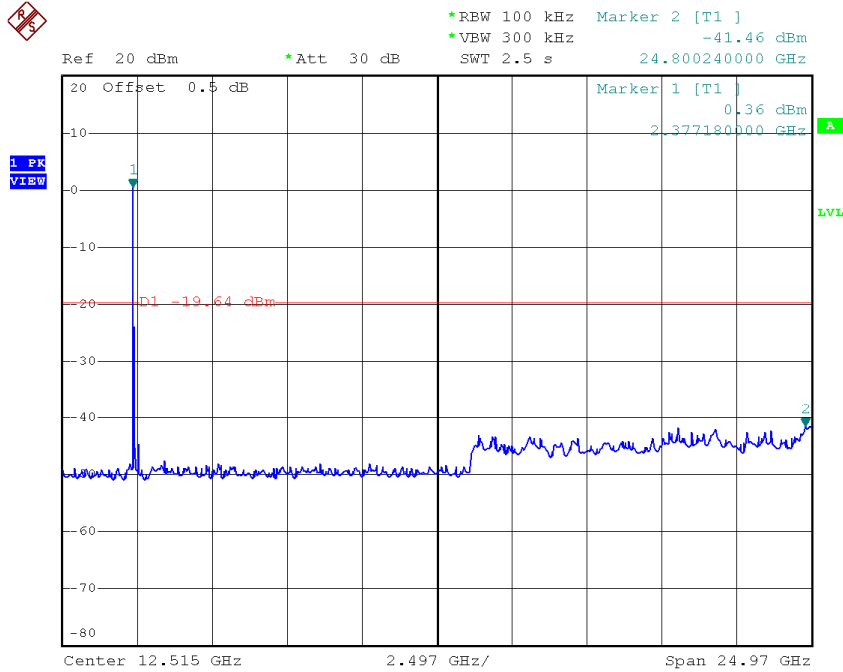
Date: 10.NOV.2014 14:01:02

TX G mode CH11



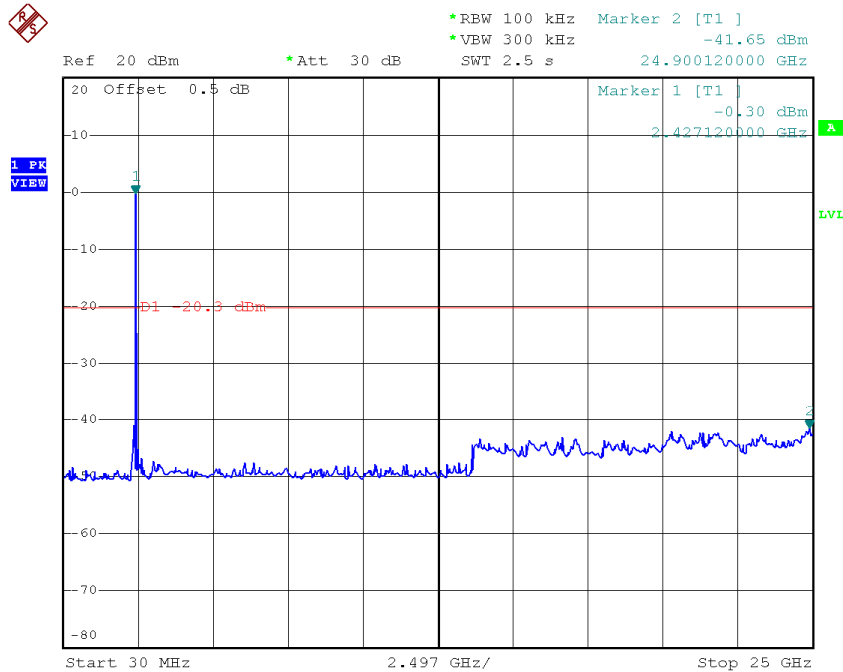
Date: 10.NOV.2014 14:11:41

TX G mode CH01 (10 Harmonic of the frequency)



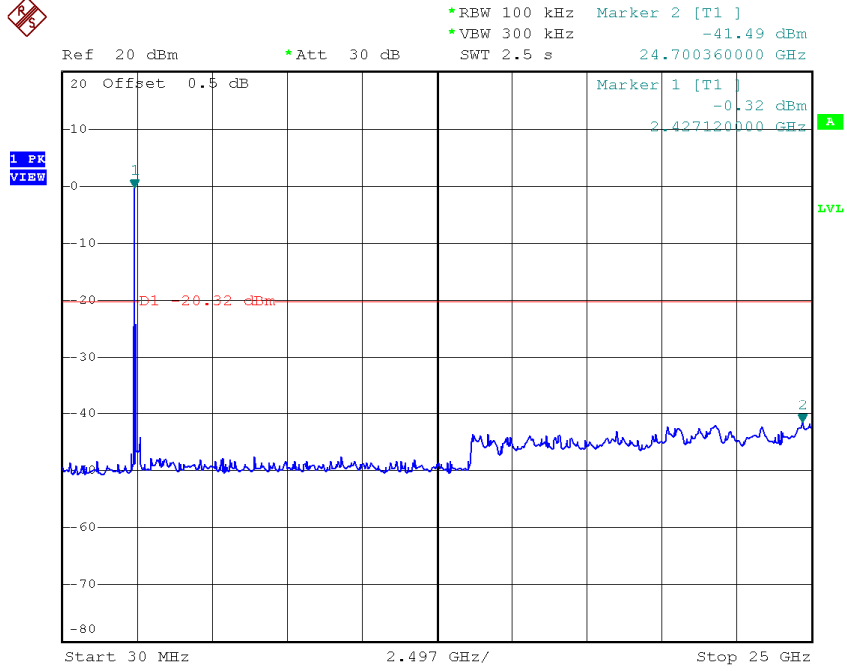
Date: 18.NOV.2014 19:17:23

TX G mode CH06 (10 Harmonic of the frequency)



Date: 10.NOV.2014 14:02:54

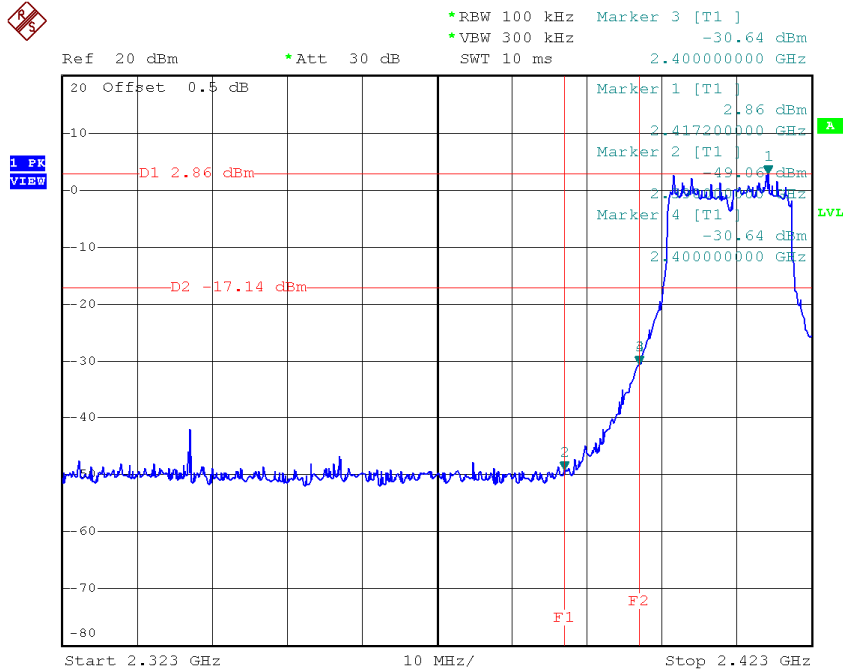
TX G mode CH11 (10 Harmonic of the frequency)



Date: 10.NOV.2014 14:07:13

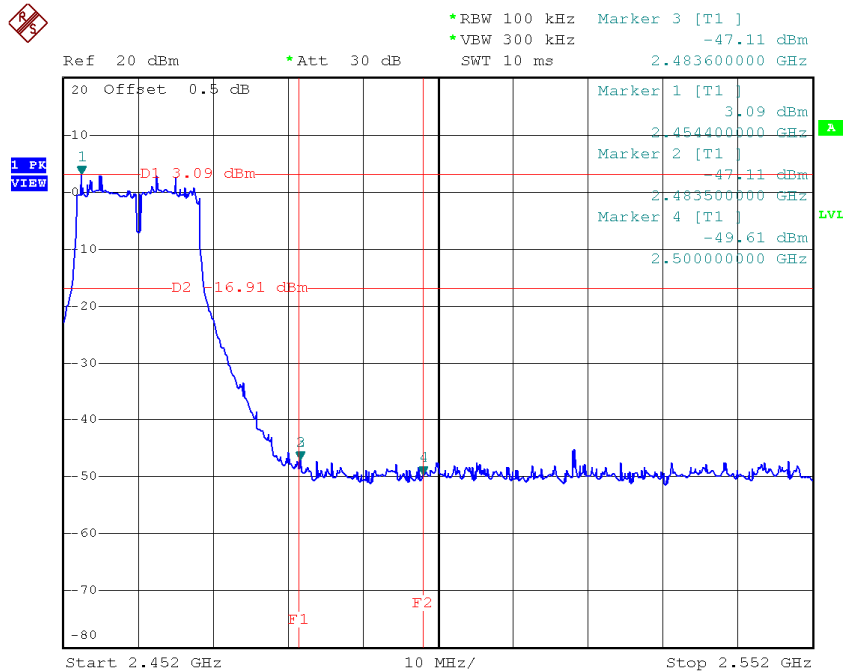
Test Mode :	TX G Mode_ANT 3
--------------------	------------------------

TX G mode CH01



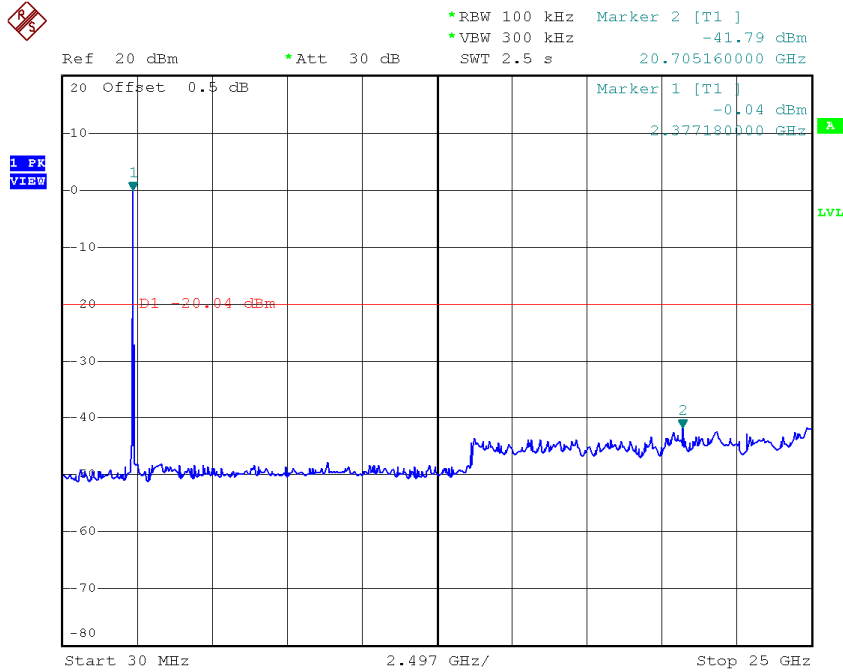
Date: 10.NOV.2014 14:01:23

TX G mode CH11



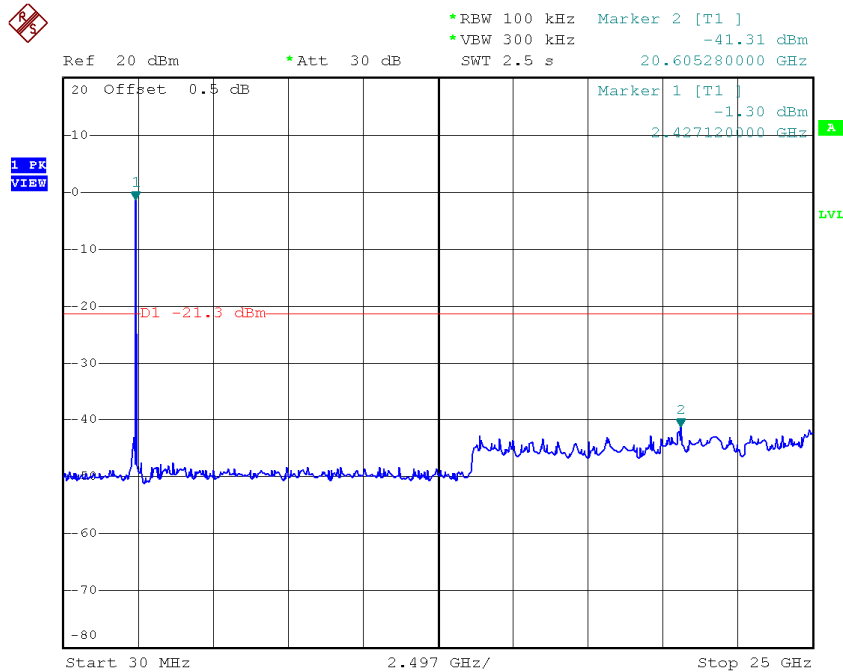
Date: 10.NOV.2014 14:12:08

TX G mode CH01 (10 Harmonic of the frequency)



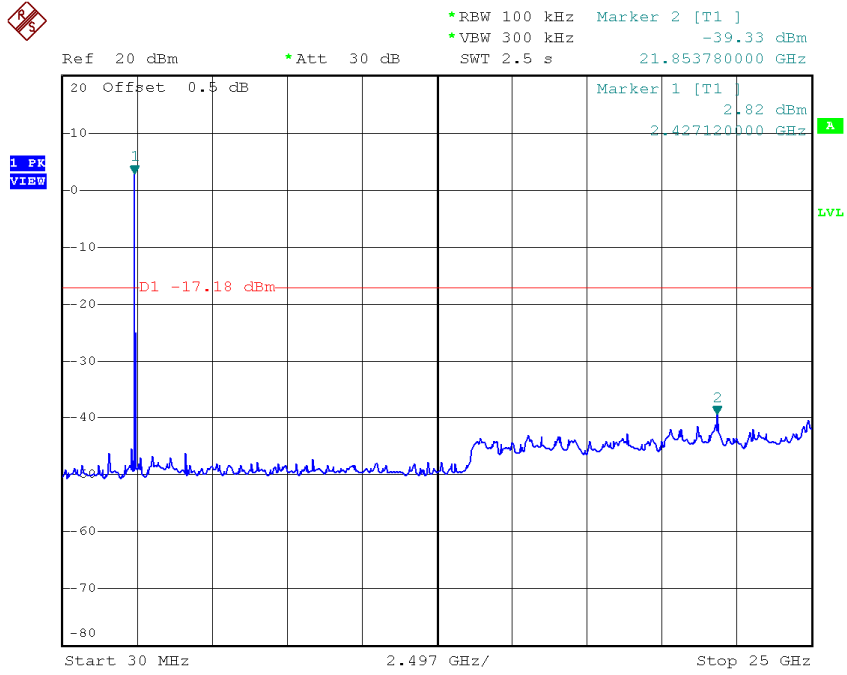
Date: 10.NOV.2014 13:42:49

TX G mode CH06 (10 Harmonic of the frequency)



Date: 10.NOV.2014 14:04:01

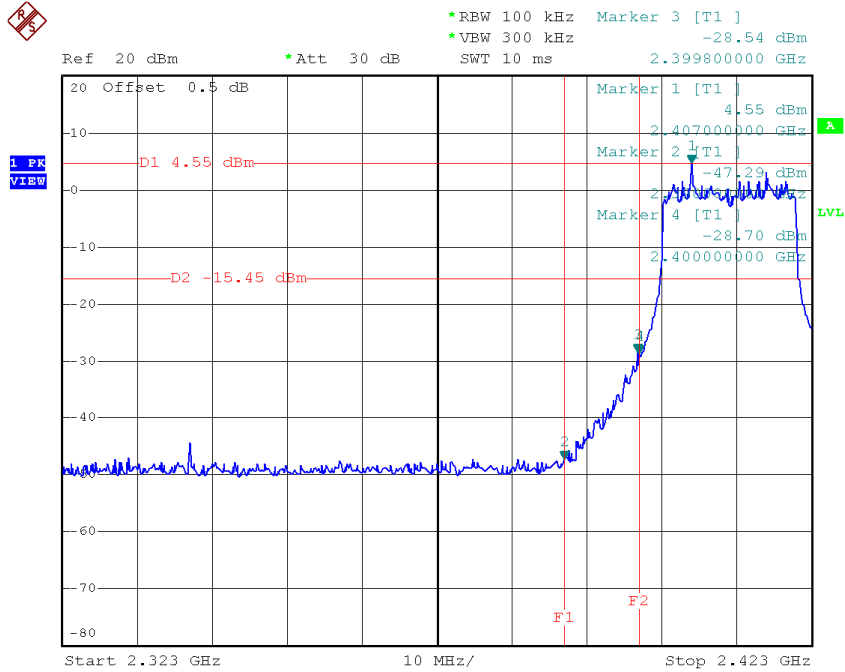
TX G mode CH11 (10 Harmonic of the frequency)



Date: 10.NOV.2014 14:08:00

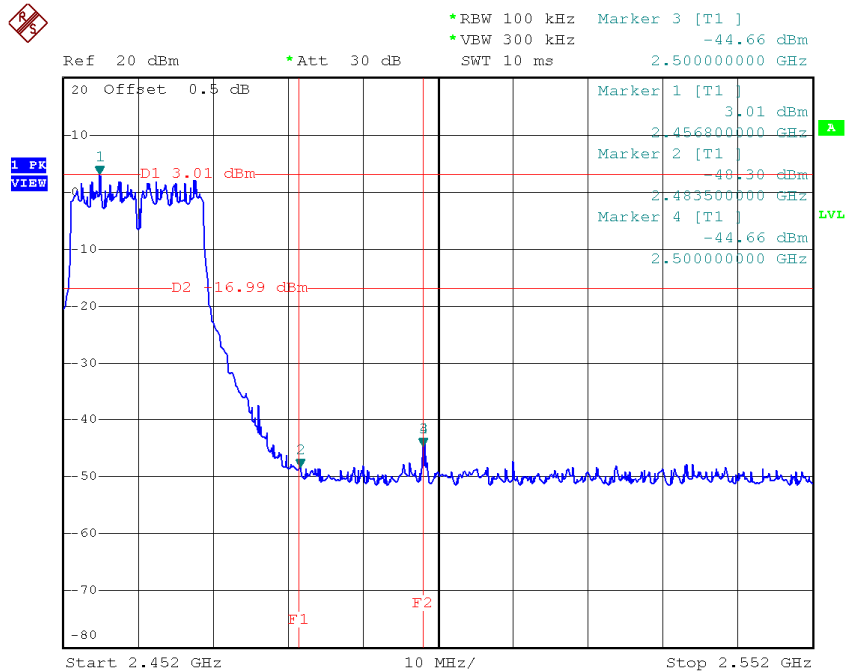
Test Mode :	TX N-20M Mode_ANT 1
-------------	---------------------

TX HT20 mode CH01



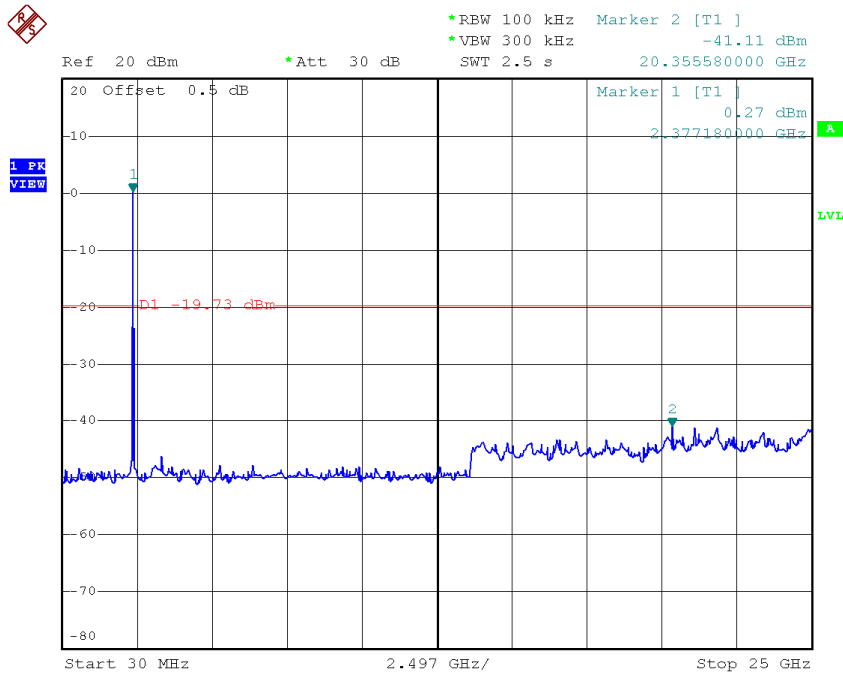
Date: 10.NOV.2014 14:24:58

TX HT20 mode CH11



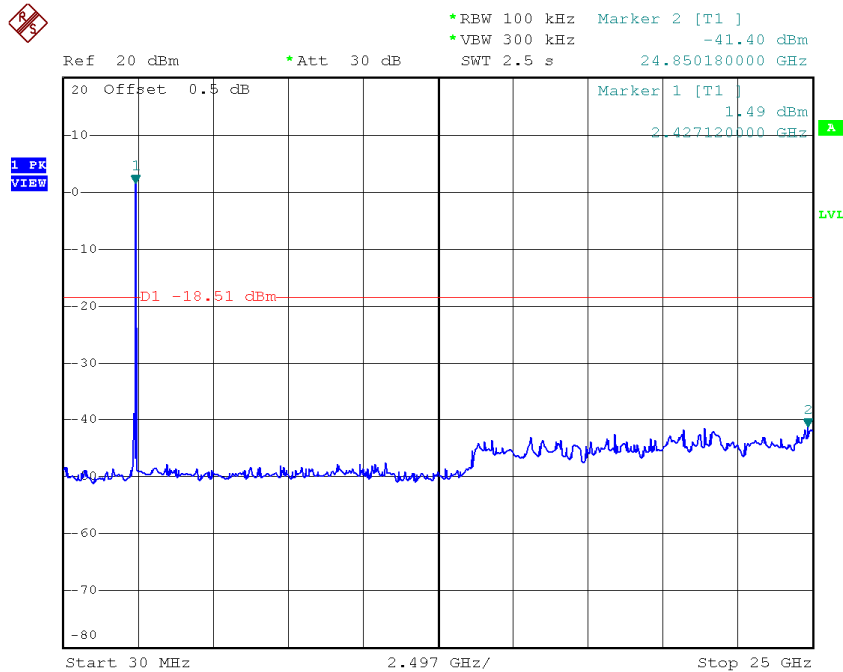
Date: 10.NOV.2014 14:40:47

TX HT20 mode CH01 (10 Harmonic of the frequency)



Date: 10.NOV.2014 14:21:28

TX HT20 mode CH06 (10 Harmonic of the frequency)

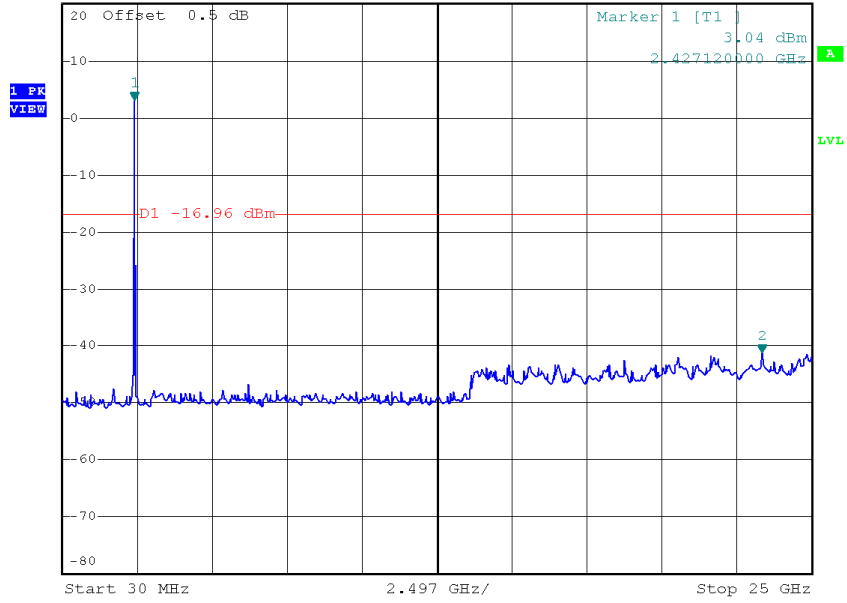


Date: 10.NOV.2014 14:28:16

TX HT20 mode CH11 (10 Harmonic of the frequency)



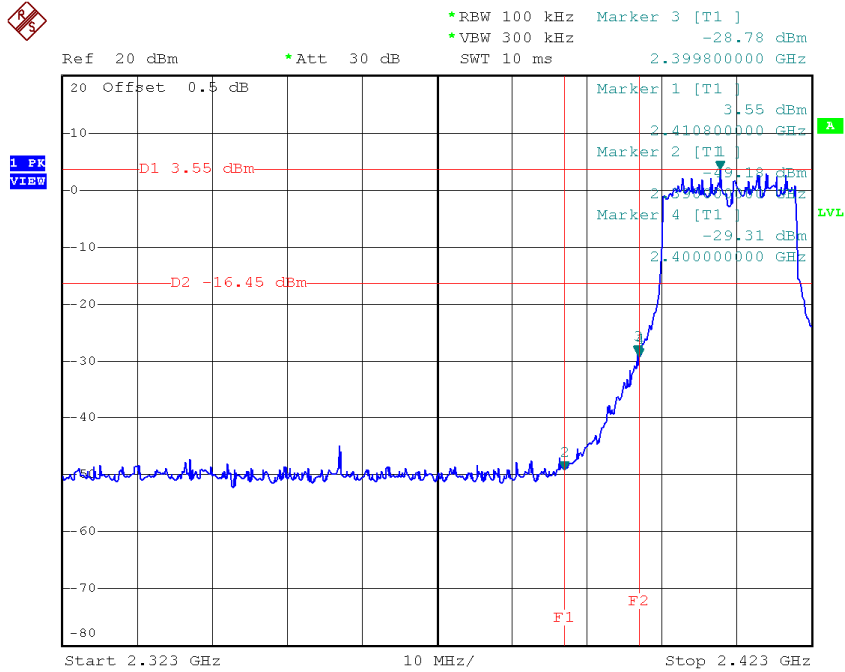
*REW 100 kHz Marker 2 [T1]
 *VBW 300 kHz -41.34 dBm
 Ref 20 dBm *Att 30 dB SWT 2.5 s 23.351980000 GHz



Date: 10.NOV.2014 14:38:16

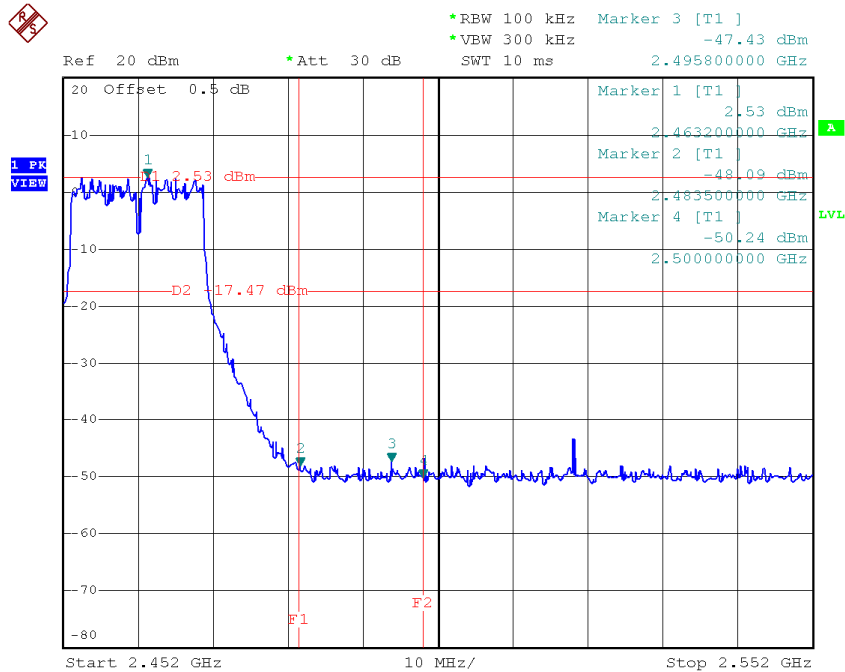
Test Mode :	TX N-20M Mode_ANT 2
-------------	---------------------

TX HT20 mode CH01



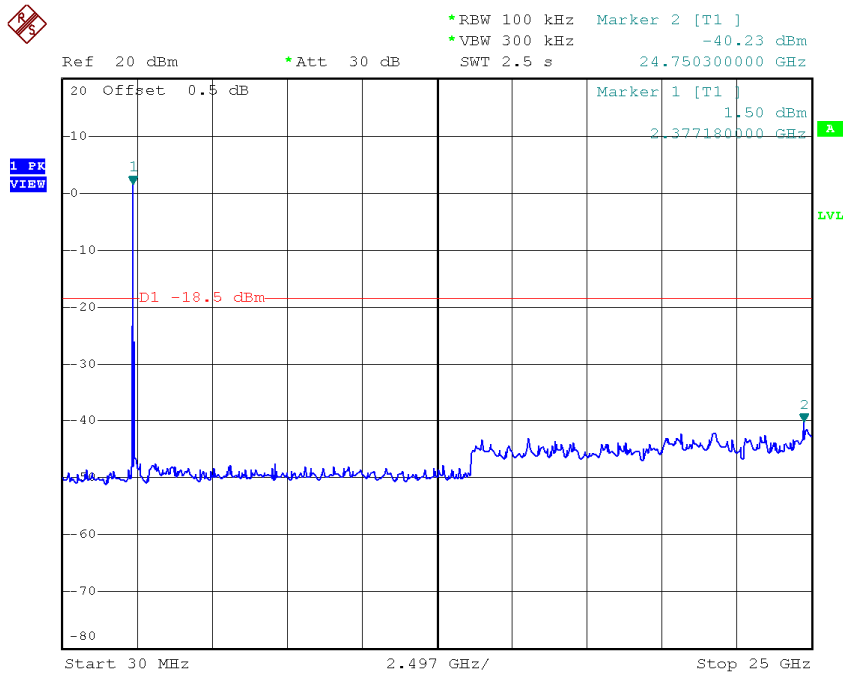
Date: 10.NOV.2014 14:25:26

TX HT20 mode CH11



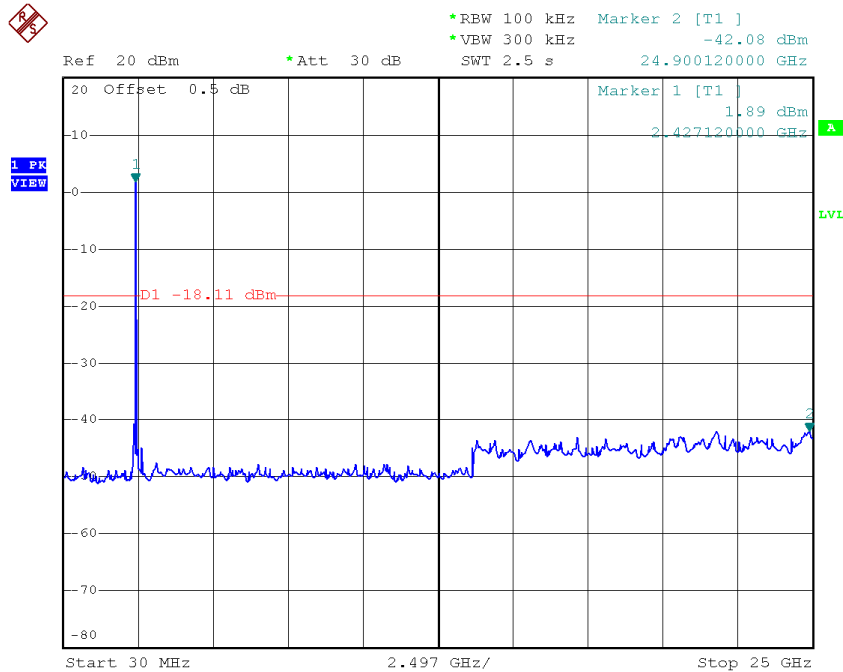
Date: 10.NOV.2014 14:41:12

TX HT20 mode CH01 (10 Harmonic of the frequency)



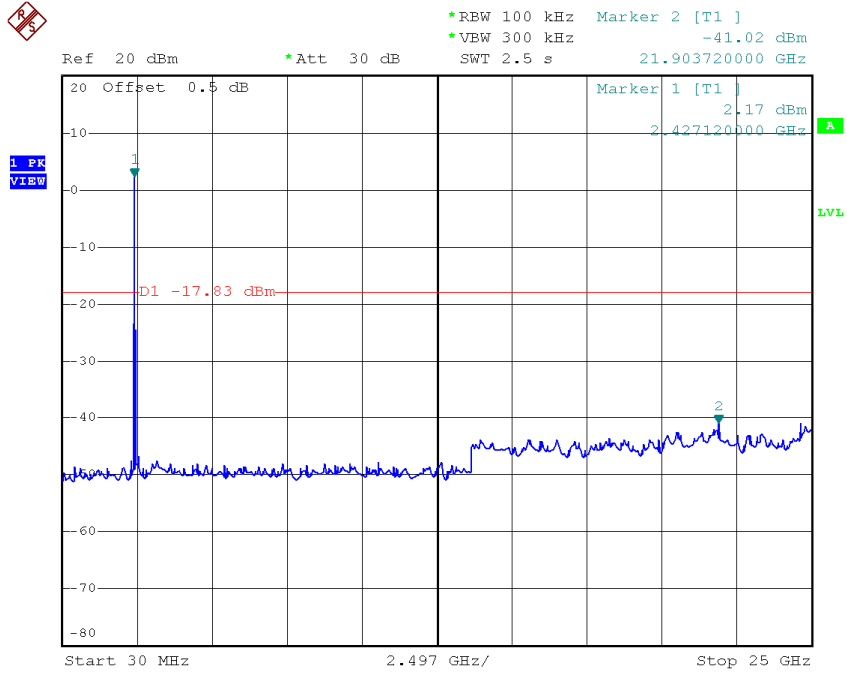
Date: 10.NOV.2014 14:22:05

TX HT20 mode CH06 (10 Harmonic of the frequency)



Date: 10.NOV.2014 14:28:43

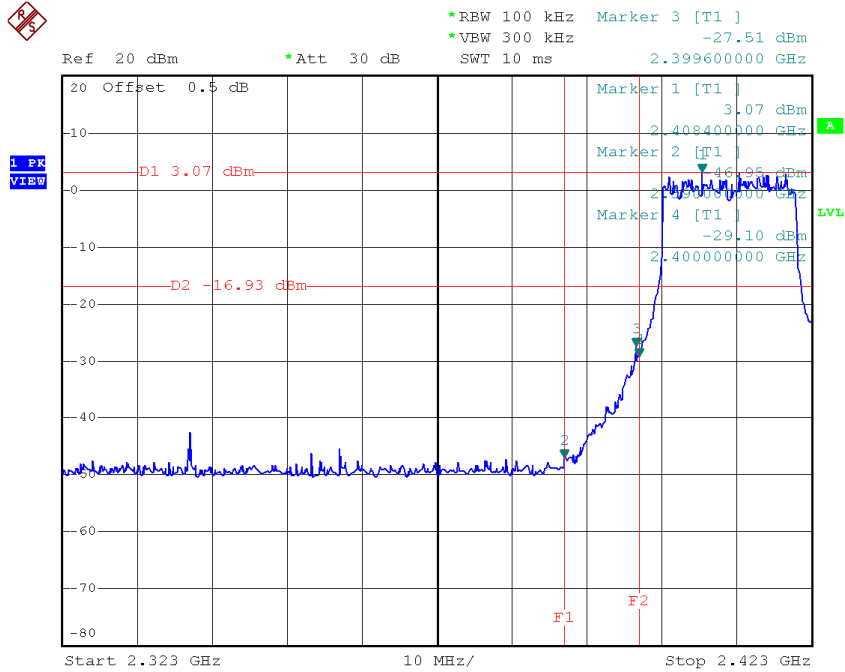
TX HT20 mode CH11 (10 Harmonic of the frequency)



Date: 10.NOV.2014 14:38:42

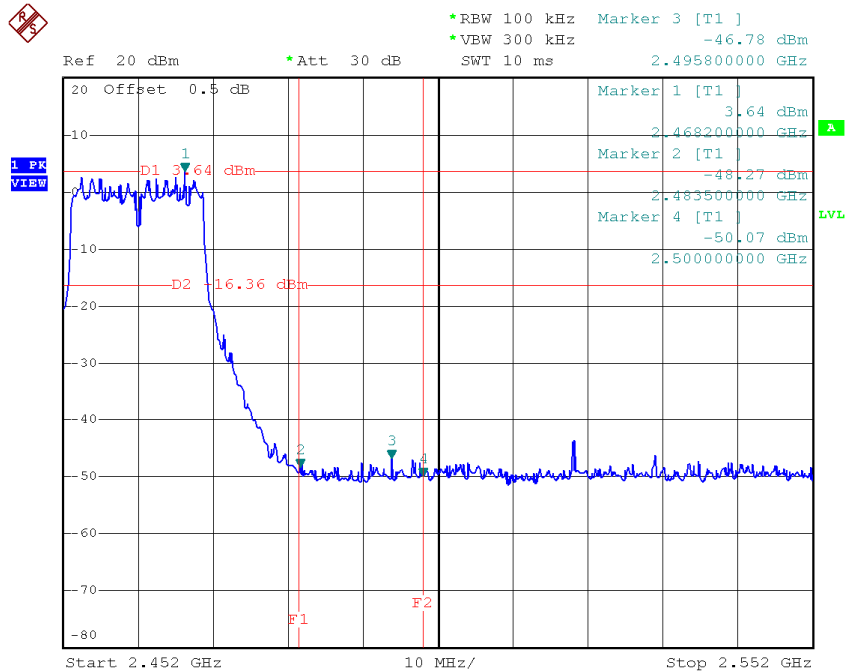
Test Mode :	TX N-20M Mode_ANT 3
--------------------	----------------------------

TX HT20 mode CH01



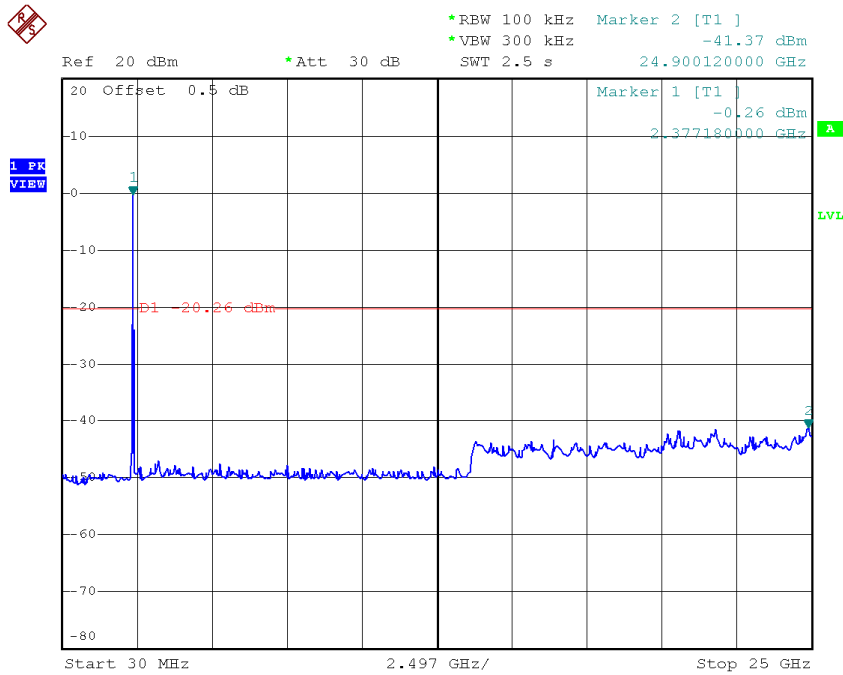
Date: 10.NOV.2014 14:26:40

TX HT20 mode CH11



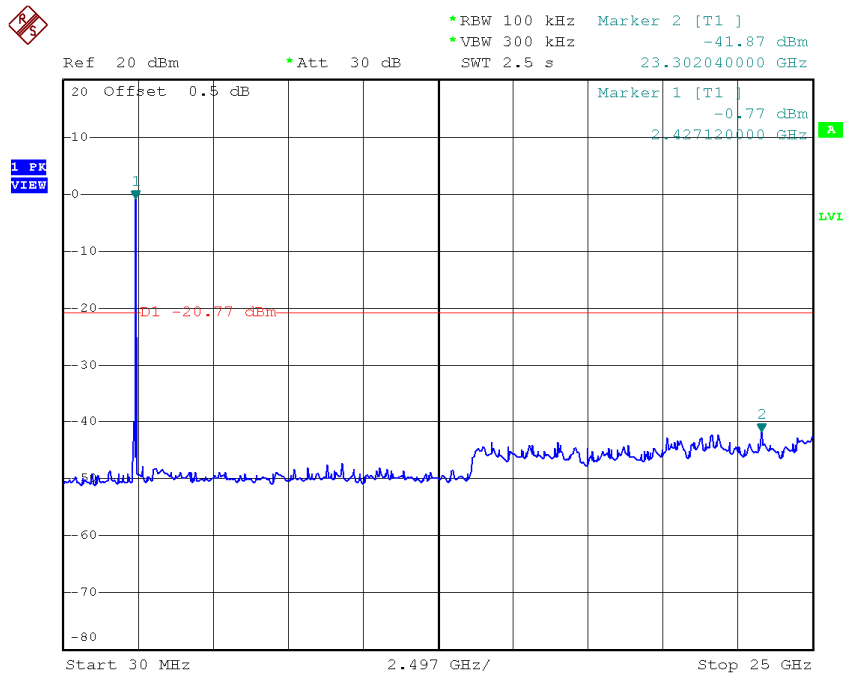
Date: 10.NOV.2014 14:41:38

TX HT20 mode CH01 (10 Harmonic of the frequency)



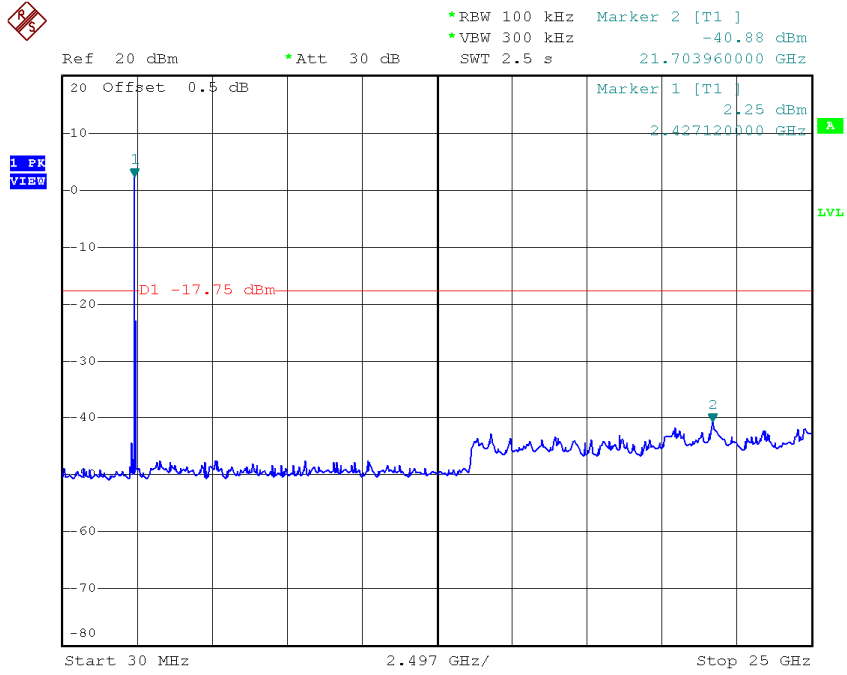
Date: 10.NOV.2014 14:22:35

TX HT20 mode CH06 (10 Harmonic of the frequency)



Date: 10.NOV.2014 14:29:09

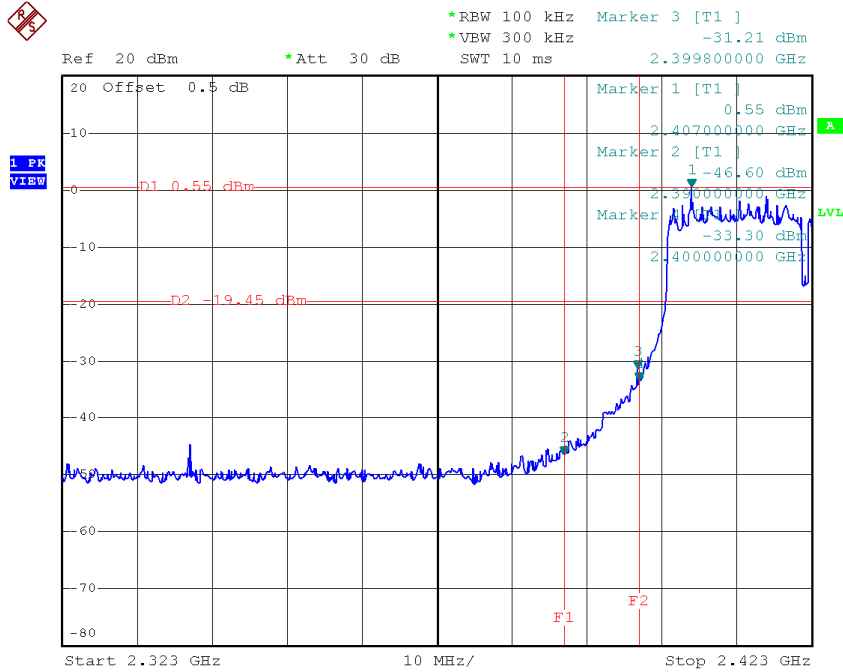
TX HT20 mode CH11 (10 Harmonic of the frequency)



Date: 10.NOV.2014 14:39:11

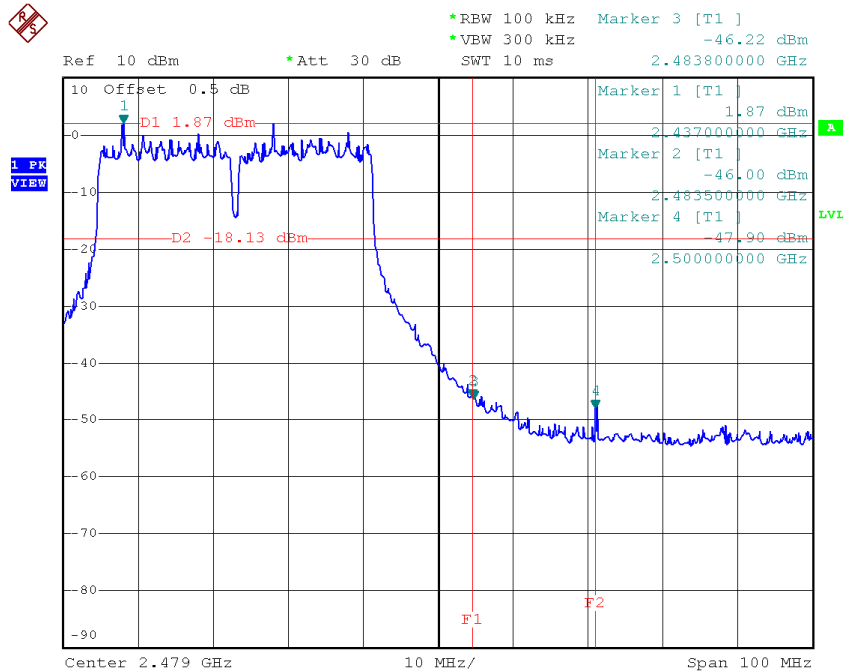
Test Mode :	TX N-40M Mode_ANT 1
--------------------	----------------------------

TX HT40 mode CH03



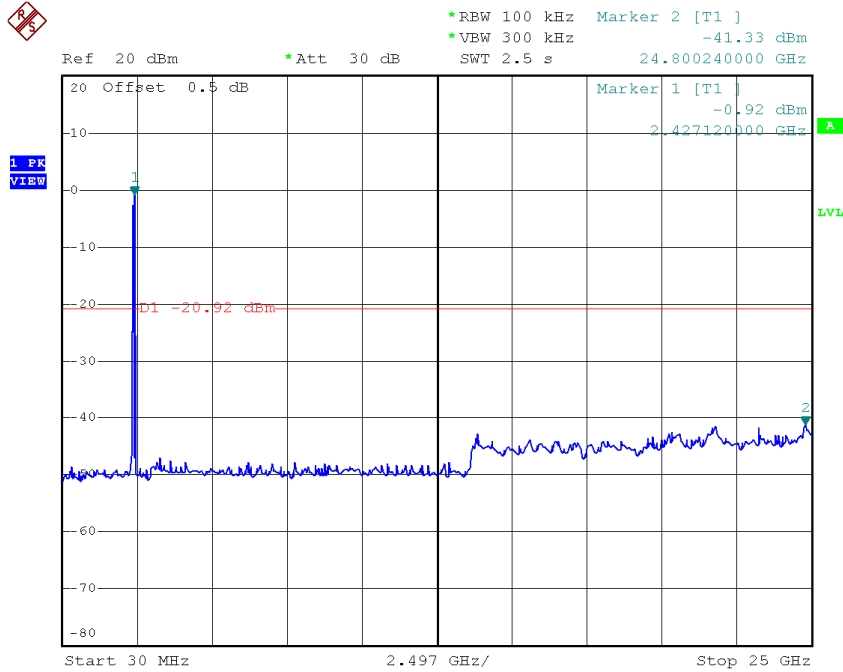
Date: 10.NOV.2014 14:46:59

TX HT40 mode CH09



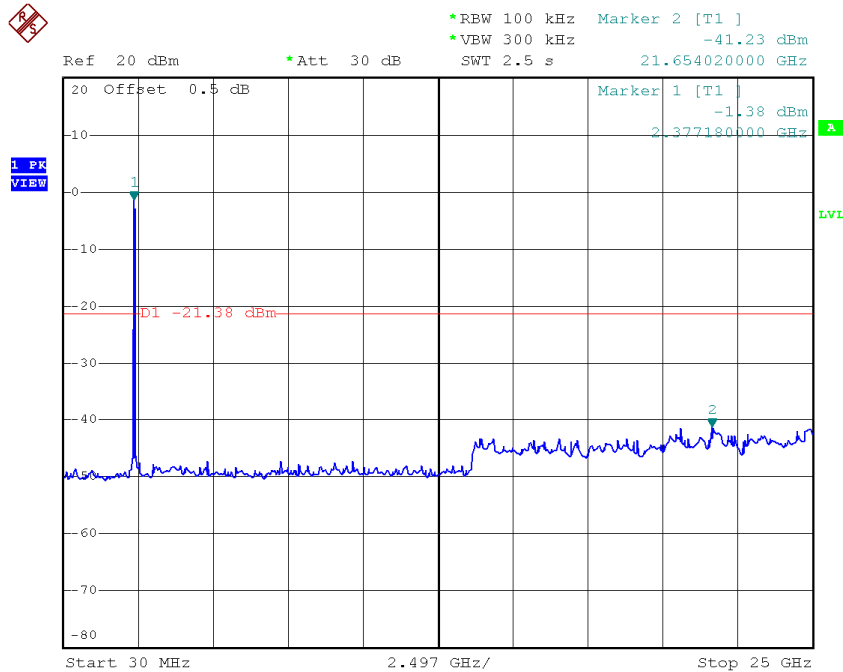
Date: 10.NOV.2014 15:10:44

TX HT40 mode CH03 (10 Harmonic of the frequency)



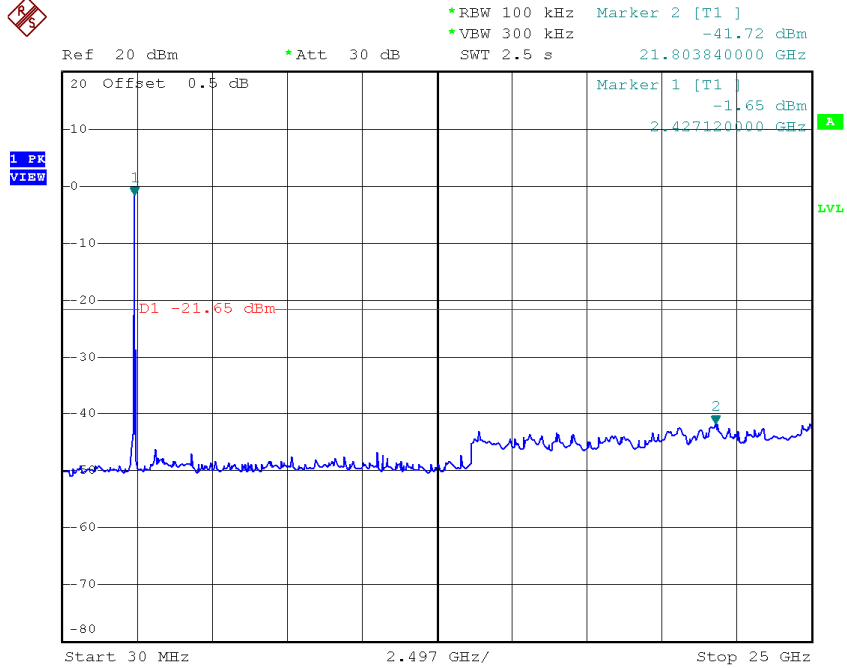
Date: 10.NOV.2014 14:43:53

TX HT40 mode CH06 (10 Harmonic of the frequency)



Date: 10.NOV.2014 14:50:30

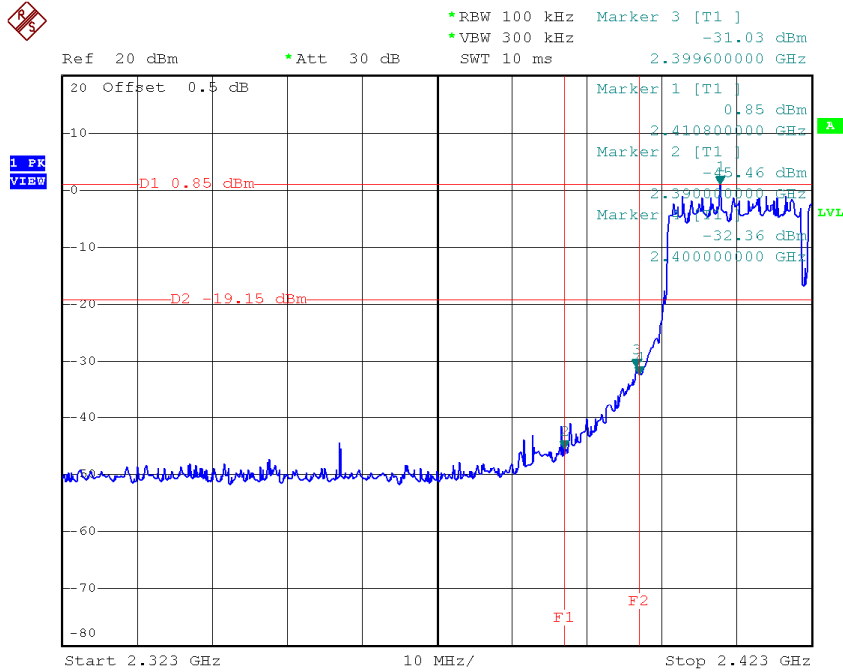
TX HT40 mode CH09 (10 Harmonic of the frequency)



Date: 10.NOV.2014 14:55:03

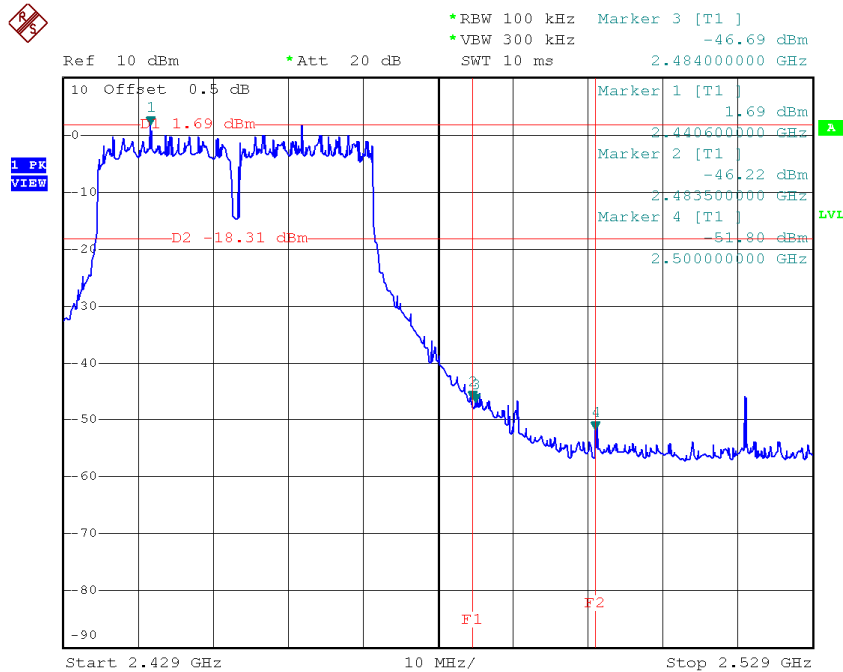
Test Mode :	TX N-40M Mode_ANT 2
--------------------	----------------------------

TX HT40 mode CH03



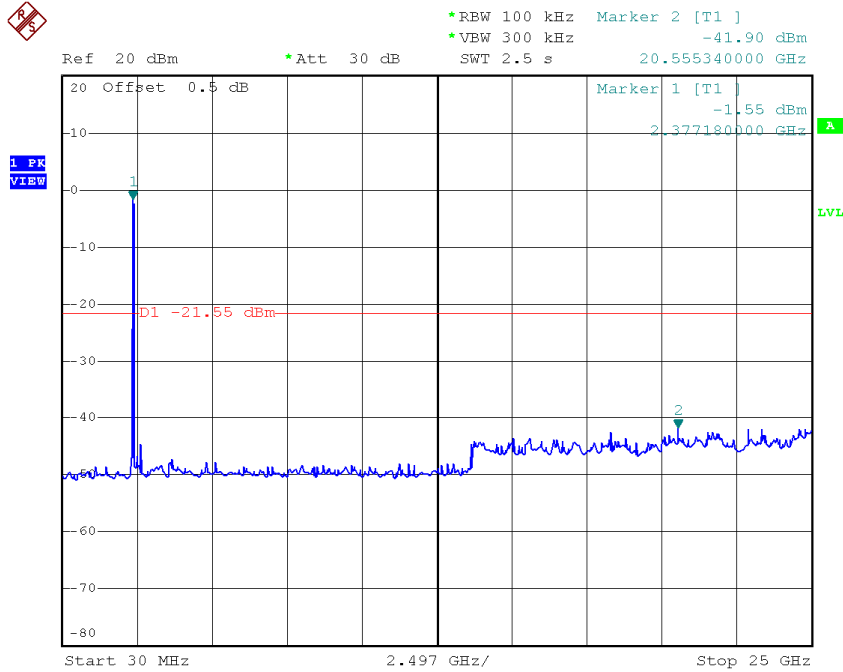
Date: 10.NOV.2014 14:48:51

TX HT40 mode CH09



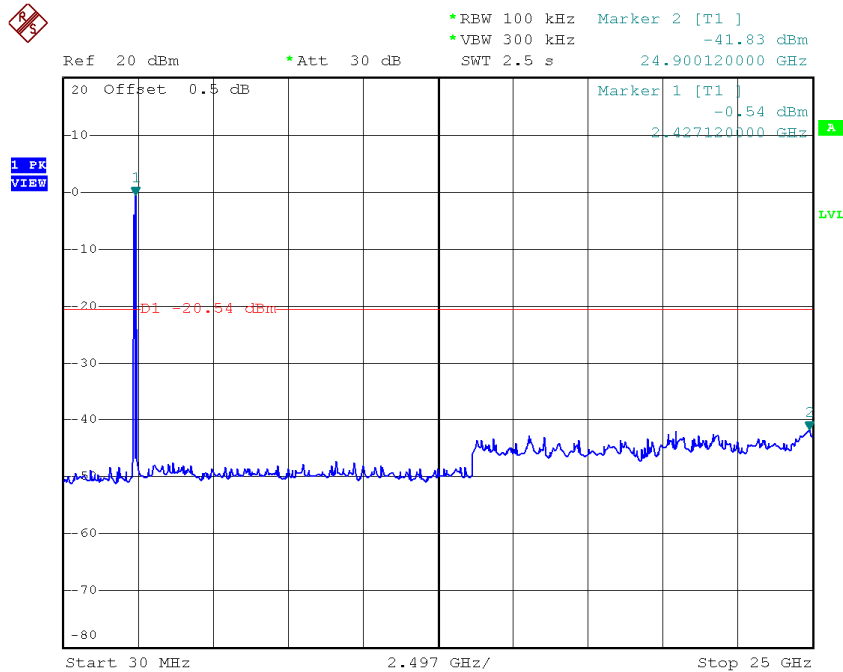
Date: 10.NOV.2014 15:19:02

TX HT40 mode CH03 (10 Harmonic of the frequency)



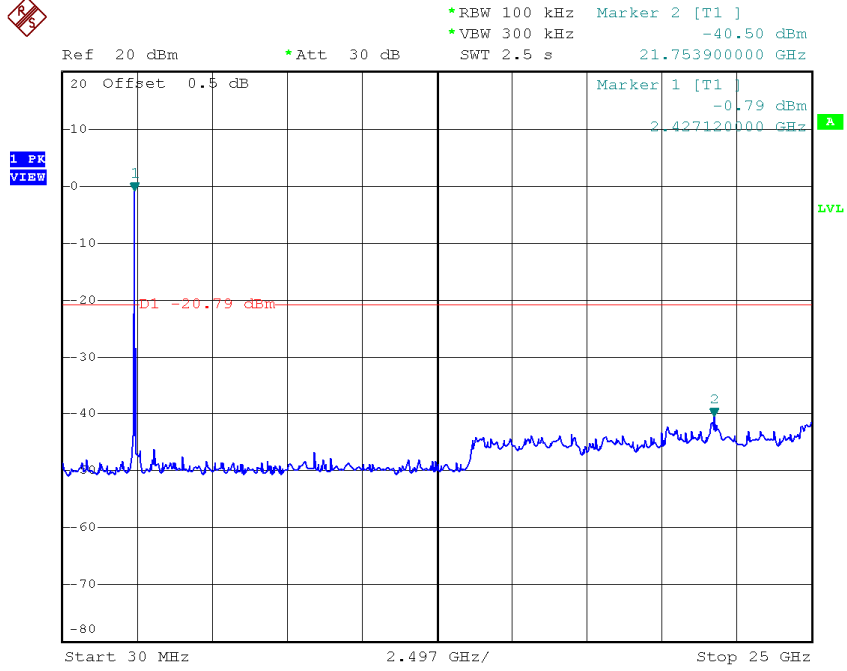
Date: 10.NOV.2014 14:44:17

TX HT40 mode CH06 (10 Harmonic of the frequency)



Date: 10.NOV.2014 14:50:56

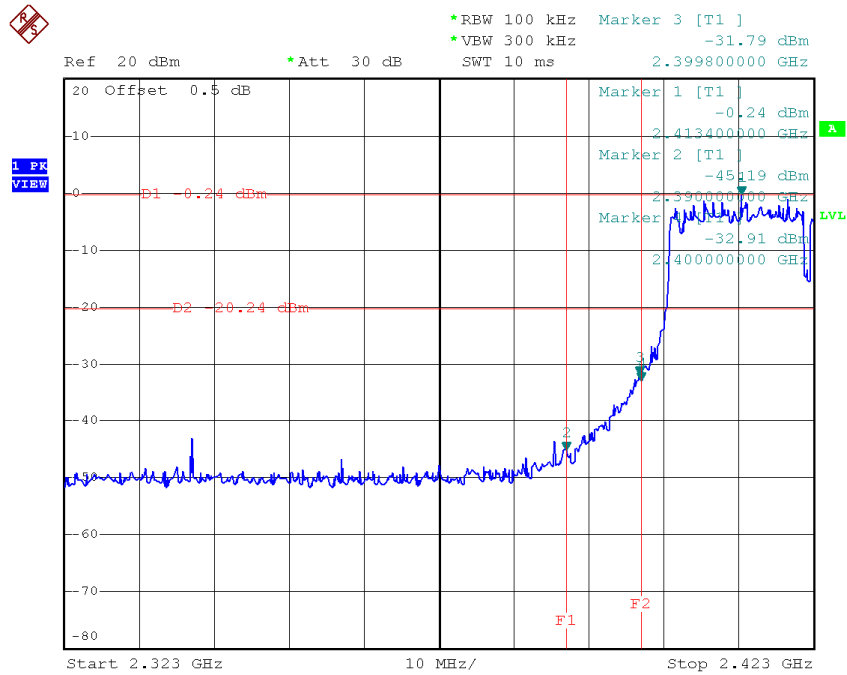
TX HT40 mode CH09 (10 Harmonic of the frequency)



Date: 10.NOV.2014 14:55:31

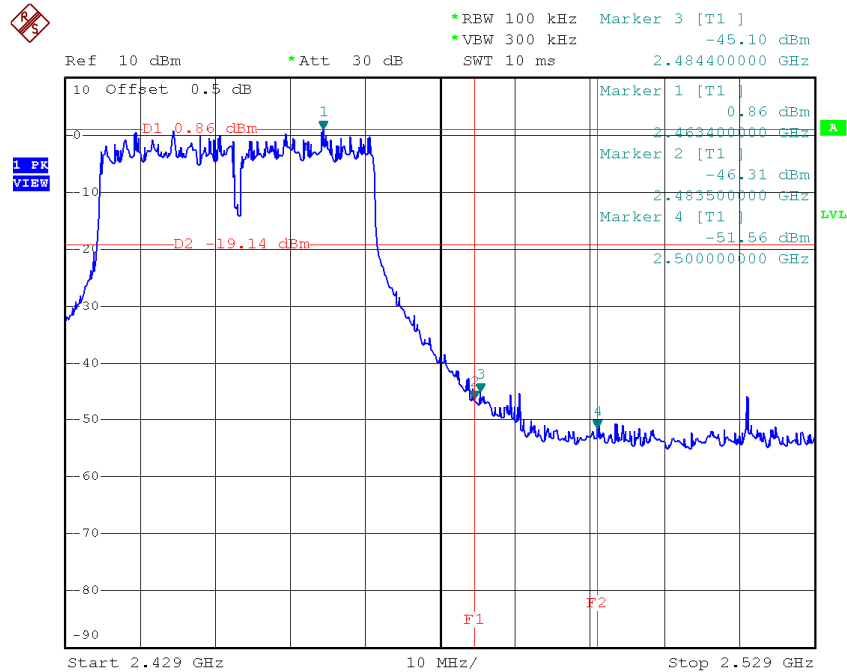
Test Mode :	TX N-40M Mode_ANT 3
--------------------	----------------------------

TX HT40 mode CH03



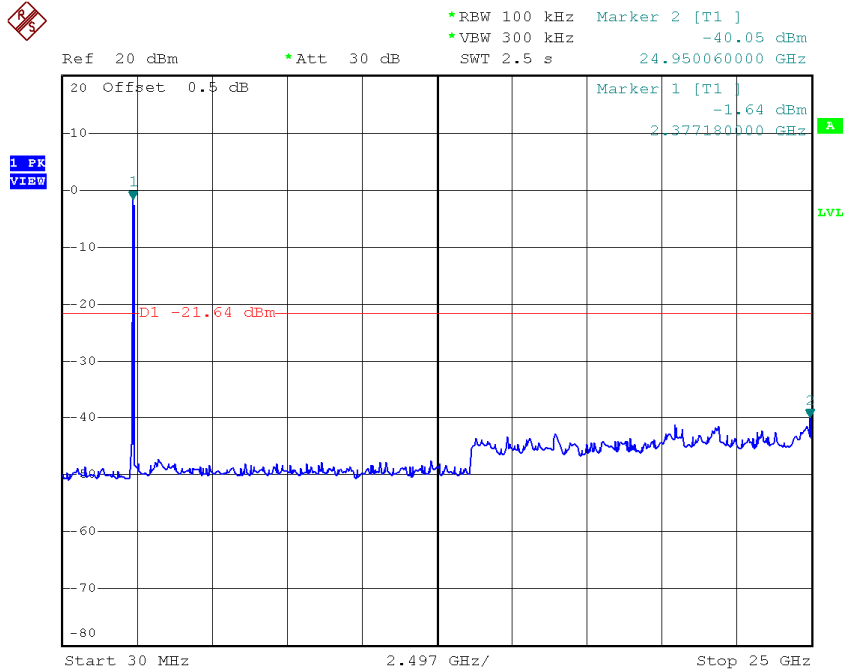
Date: 10.NOV.2014 14:49:15

TX HT40 mode CH09



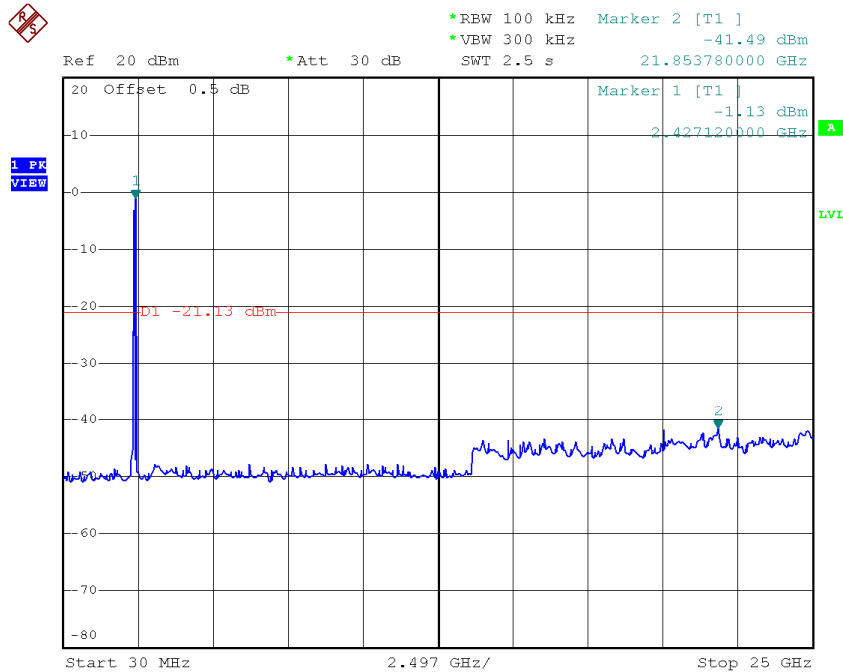
Date: 10.NOV.2014 15:22:27

TX HT40 mode CH03 (10 Harmonic of the frequency)



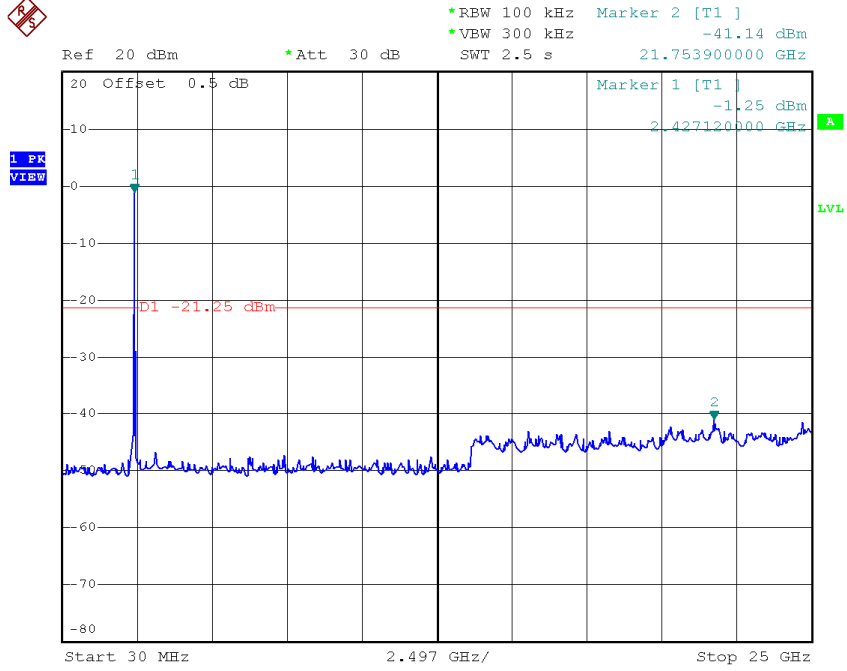
Date: 10.NOV.2014 14:44:50

TX HT40 mode CH06 (10 Harmonic of the frequency)



Date: 10.NOV.2014 14:51:48

TX HT40 mode CH09 (10 Harmonic of the frequency)



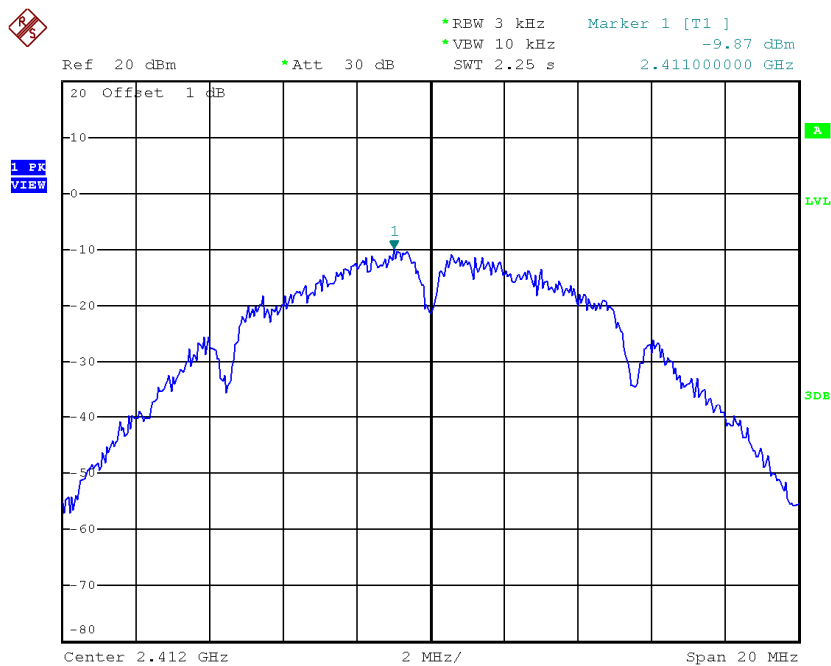
Date: 10.NOV.2014 14:55:57

ATTACHMENT H - POWER SPECTRAL DENSITY

Test Mode :TX B Mode_CH01/06/11_ANT 1

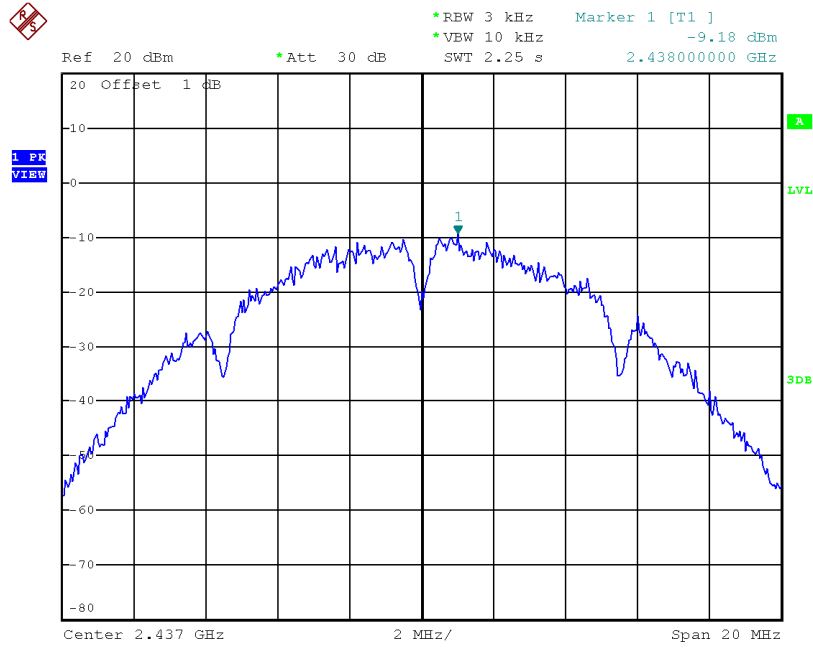
Frequency (MHz)	Power Density (dBm/3kHz)	Power Density (mW/3kHz)	Max. Limit (dBm/3kHz)	Result
2412	-9.87	0.10	8.00	Complies
2437	-9.18	0.12	8.00	Complies
2462	-7.95	0.16	8.00	Complies

TX CH01



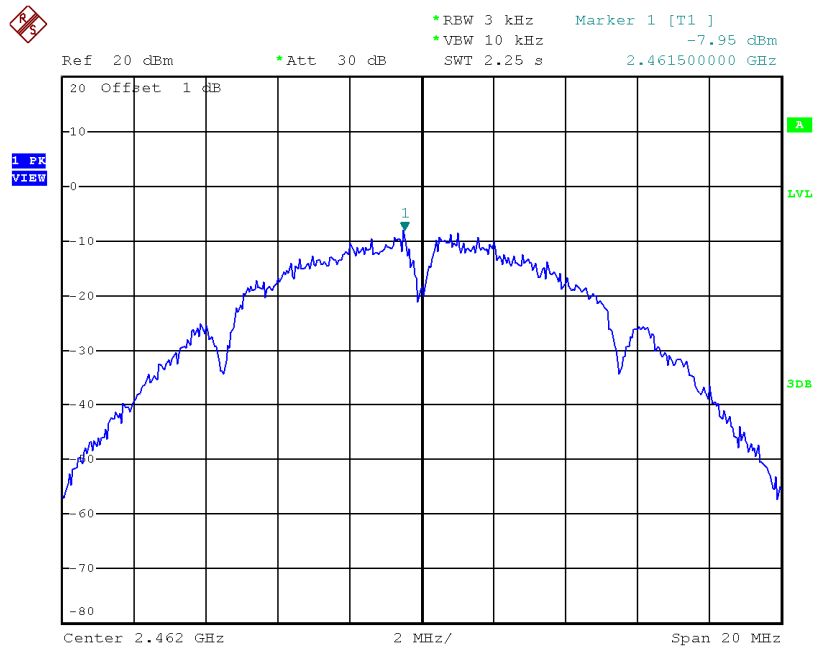
Date: 17.OCT.2014 17:09:19

TX CH06



Date: 17.OCT.2014 17:58:40

TX CH11

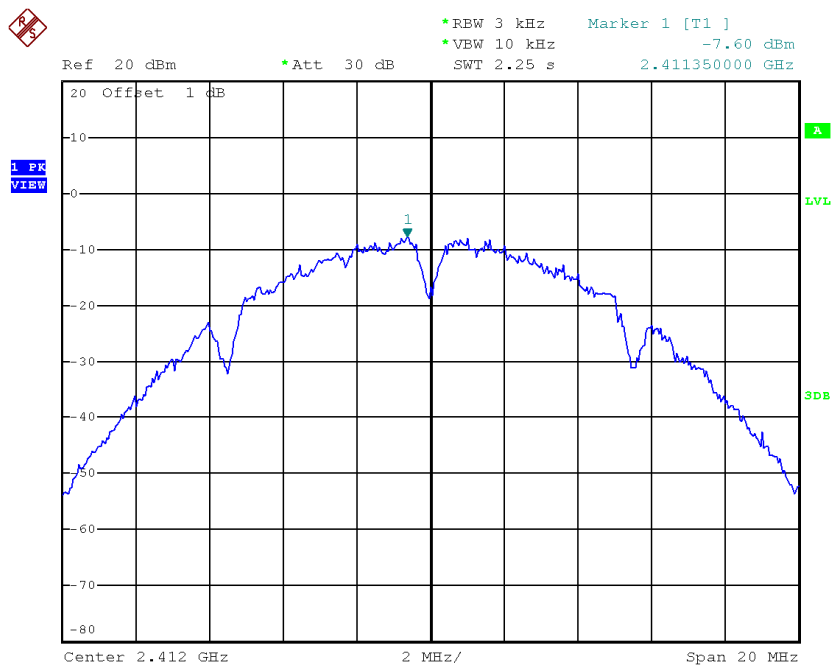


Date: 17.OCT.2014 18:00:02

Test Mode :TX B Mode_CH01/06/11_ANT 2

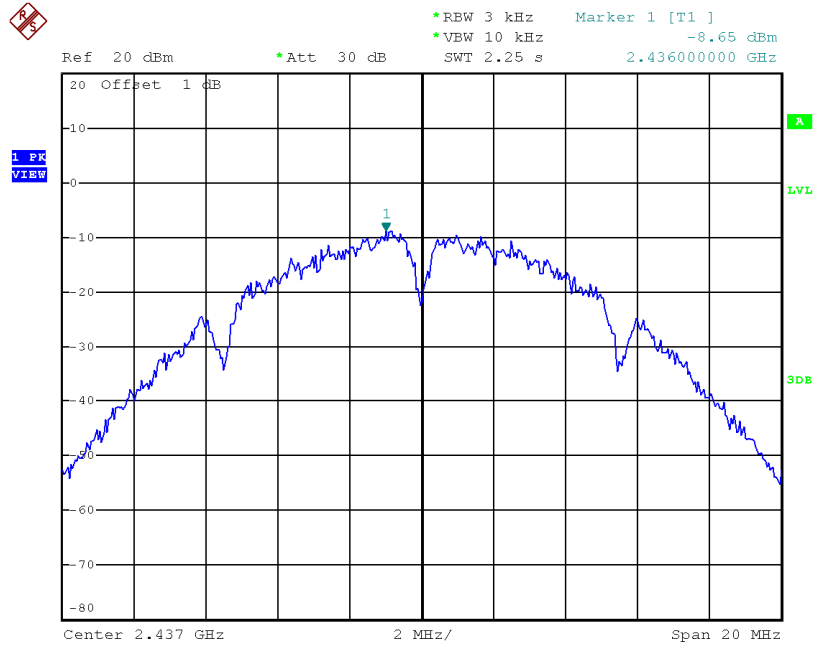
Frequency (MHz)	Power Density (dBm/3kHz)	Power Density (mW/3kHz)	Max. Limit (dBm/3kHz)	Result
2412	-7.60	0.17	8.00	Complies
2437	-8.65	0.14	8.00	Complies
2462	-7.76	0.17	8.00	Complies

TX CH01



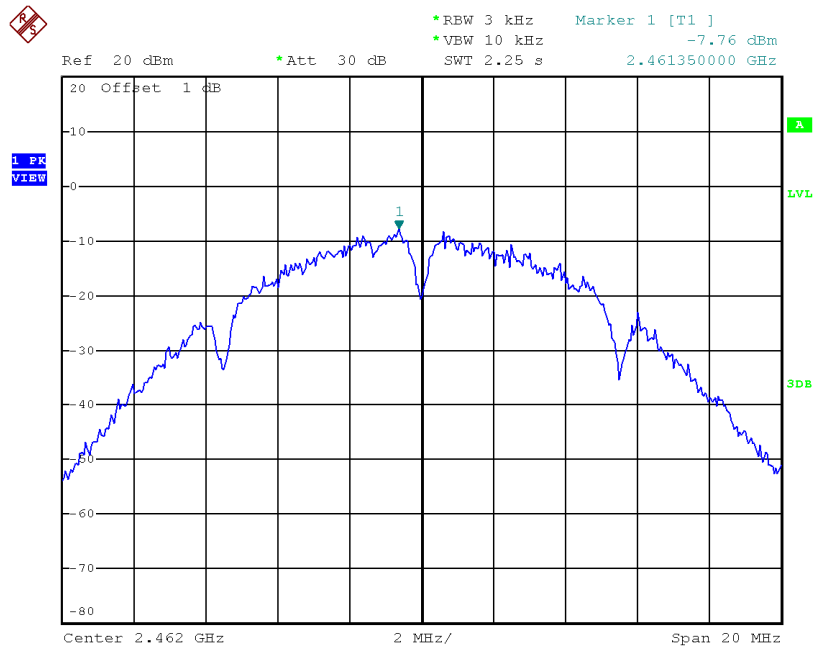
Date: 17.OCT.2014 17:10:31

TX CH06



Date: 17.OCT.2014 17:57:49

TX CH11

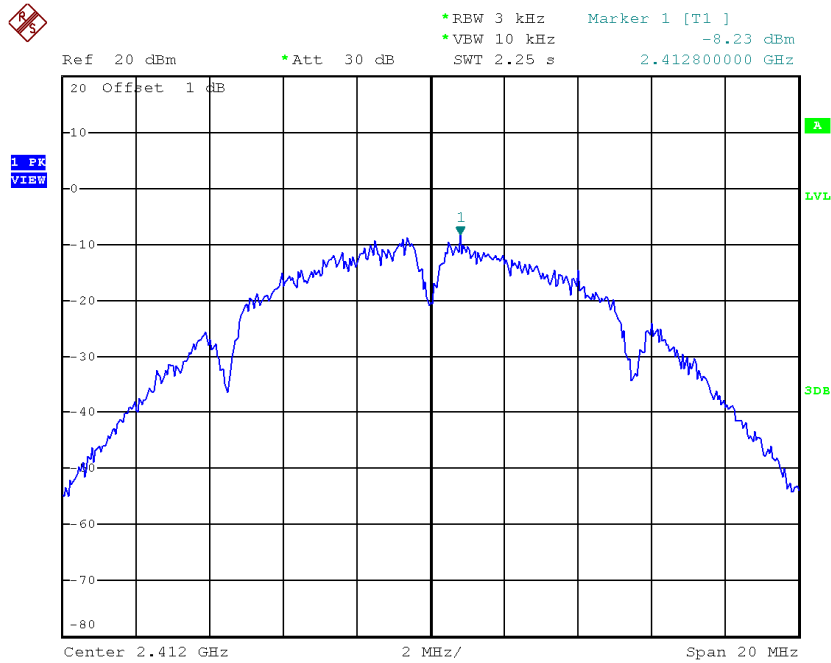


Date: 17.OCT.2014 18:00:23

Test Mode :TX B Mode_CH01/06/11_ANT 3

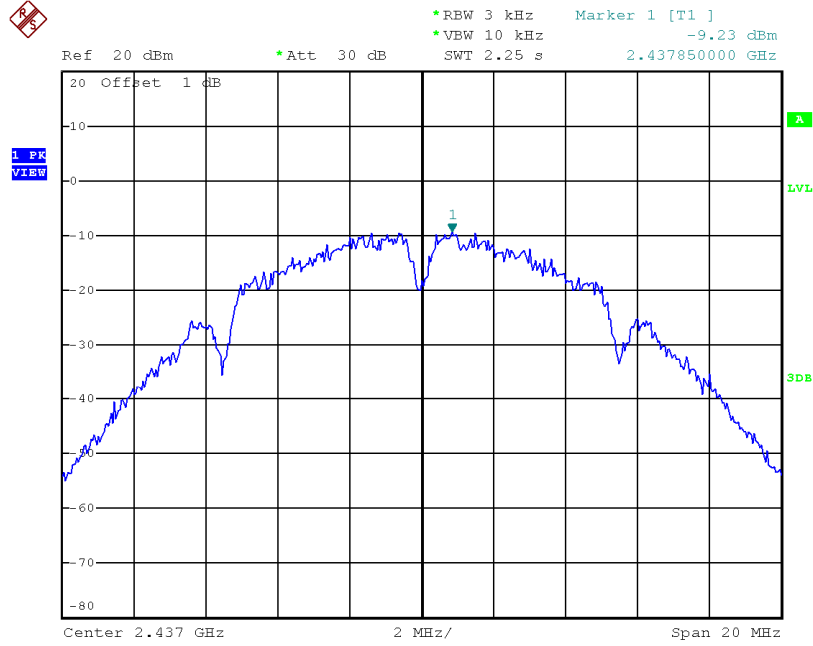
Frequency (MHz)	Power Density (dBm/3kHz)	Power Density (mW/3kHz)	Max. Limit (dBm/3kHz)	Result
2412	-8.23	0.15	8.00	Complies
2437	-9.23	0.12	8.00	Complies
2462	-7.33	0.18	8.00	Complies

TX CH01



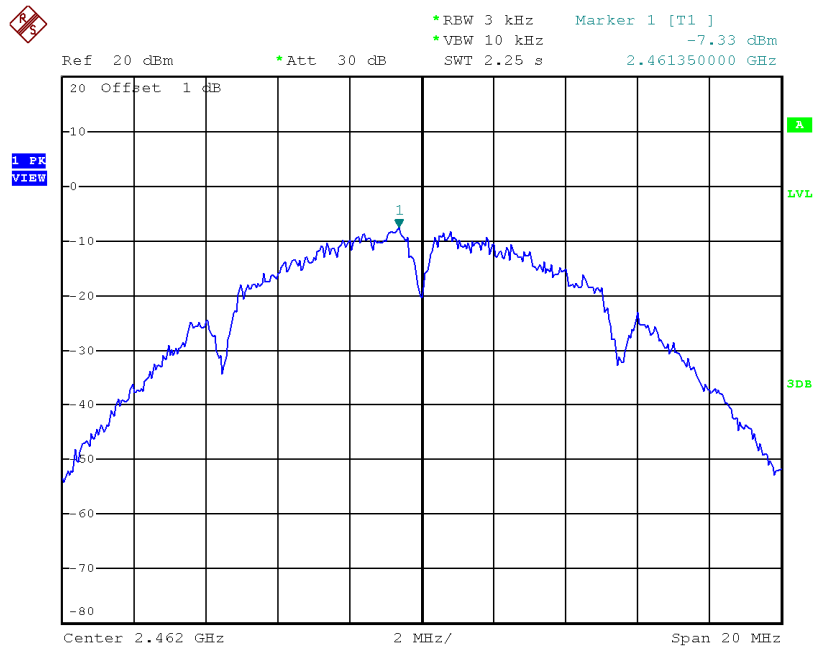
Date: 17.OCT.2014 17:10:58

TX CH06



Date: 17.OCT.2014 17:58:12

TX CH11



Date: 17.OCT.2014 18:00:50

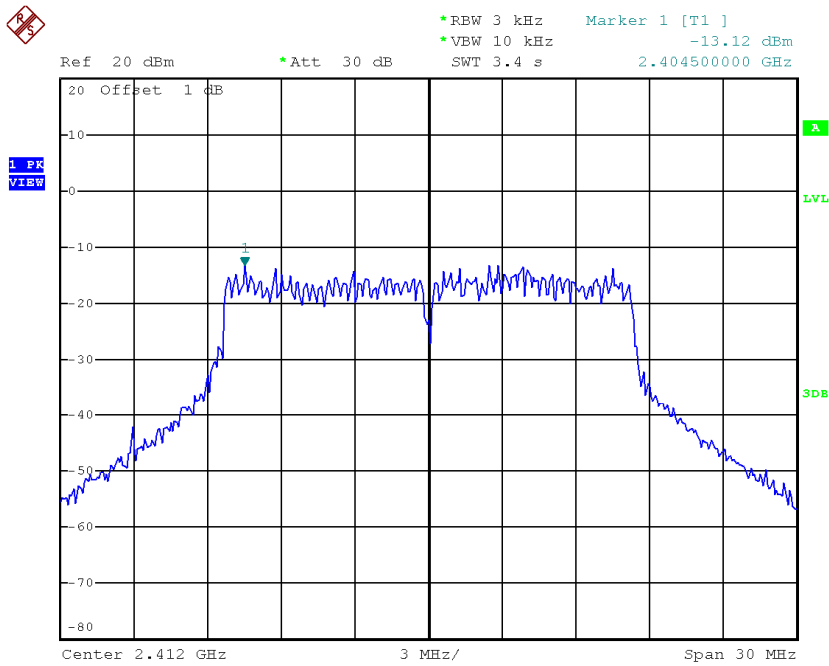
Test Mode :TX B Mode_CH01/06/11_Total

Frequency (MHz)	Power Density (dBm/3kHz)	Power Density (mW/3kHz)	Max. Limit (dBm/3kHz)	Result
2412	-3.69	0.43	8.00	Complies
2437	-4.24	0.38	8.00	Complies
2462	-2.90	0.51	8.00	Complies

Test Mode :TX G Mode_CH01/06/11_ANT 1

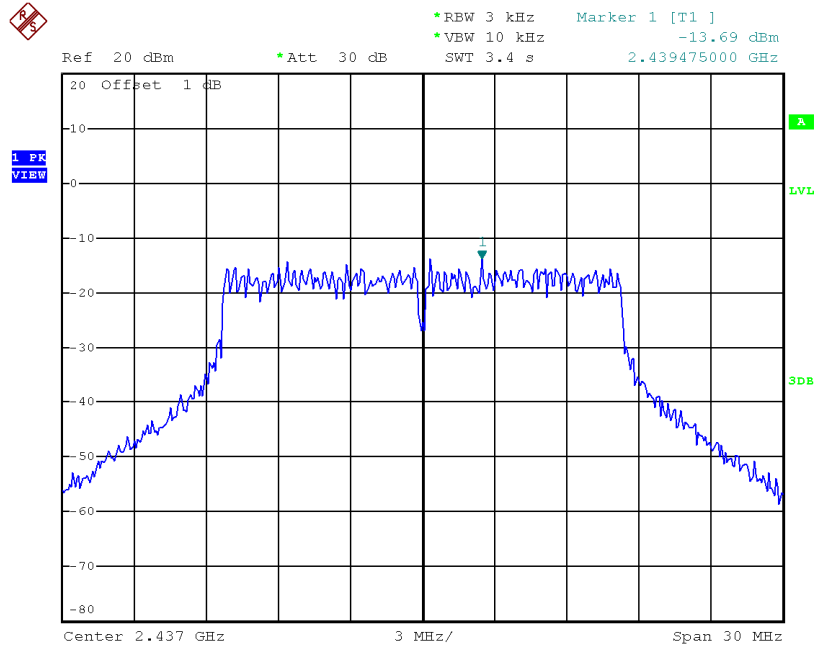
Frequency (MHz)	Power Density (dBm/3kHz)	Power Density (mW/3kHz)	Max. Limit (dBm/3kHz)	Result
2412	-13.12	0.05	8.00	Complies
2437	-13.69	0.04	8.00	Complies
2462	-12.62	0.05	8.00	Complies

TX CH01



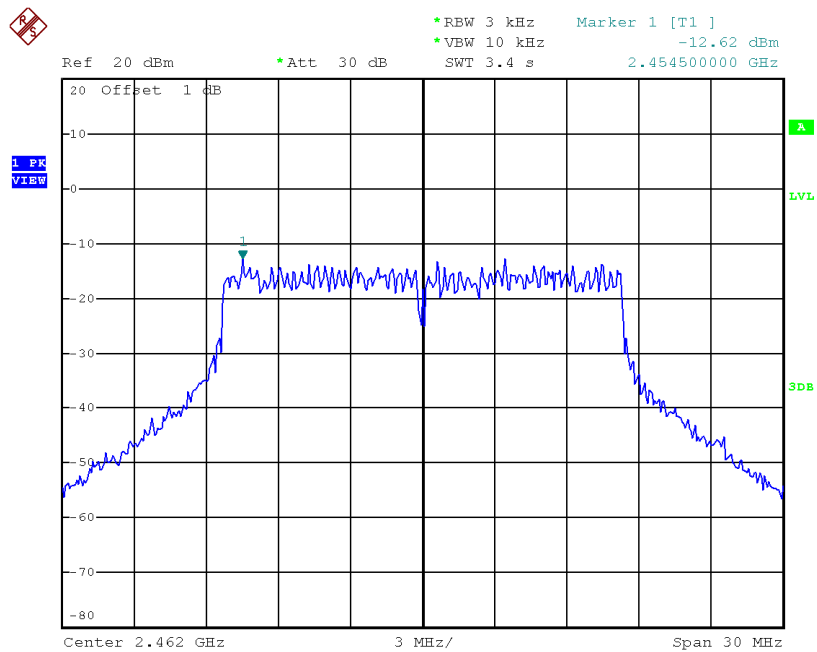
Date: 17.OCT.2014 18:02:12

TX CH06



Date: 17.OCT.2014 18:03:58

TX CH11

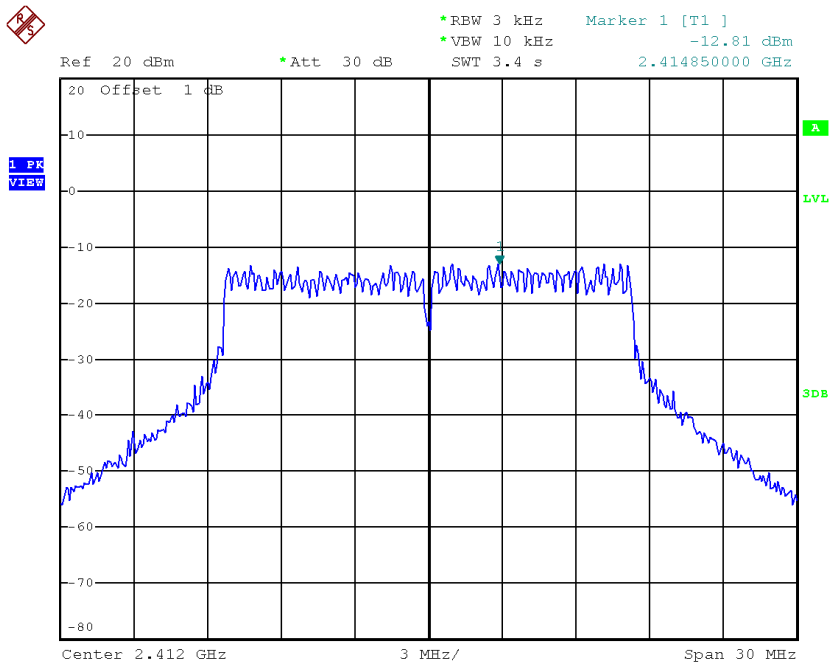


Date: 17.OCT.2014 18:05:24

Test Mode :TX G Mode_CH01/06/11_ANT 2

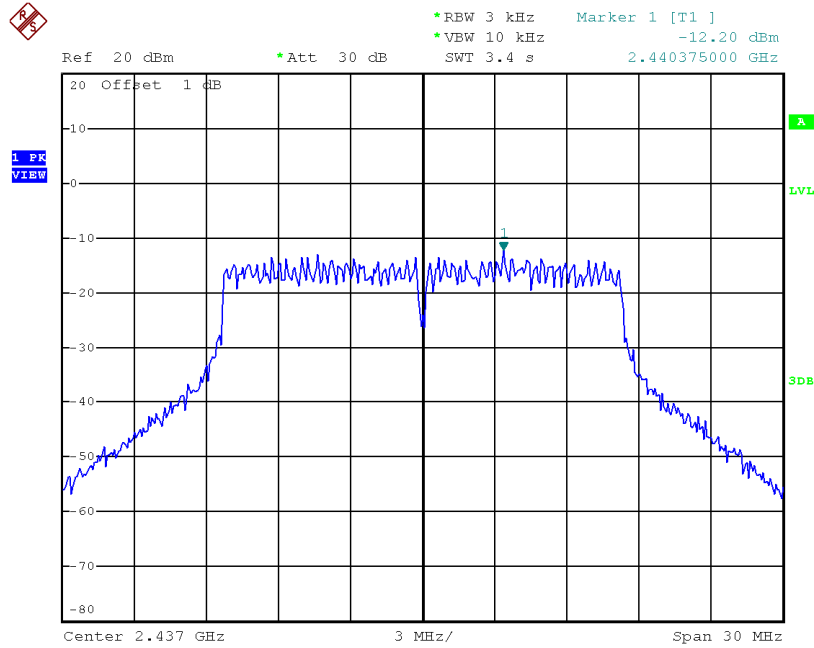
Frequency (MHz)	Power Density (dBm/3kHz)	Power Density (mW/3kHz)	Max. Limit (dBm/3kHz)	Result
2412	-12.81	0.05	8.00	Complies
2437	-12.20	0.06	8.00	Complies
2462	-12.20	0.06	8.00	Complies

TX CH01



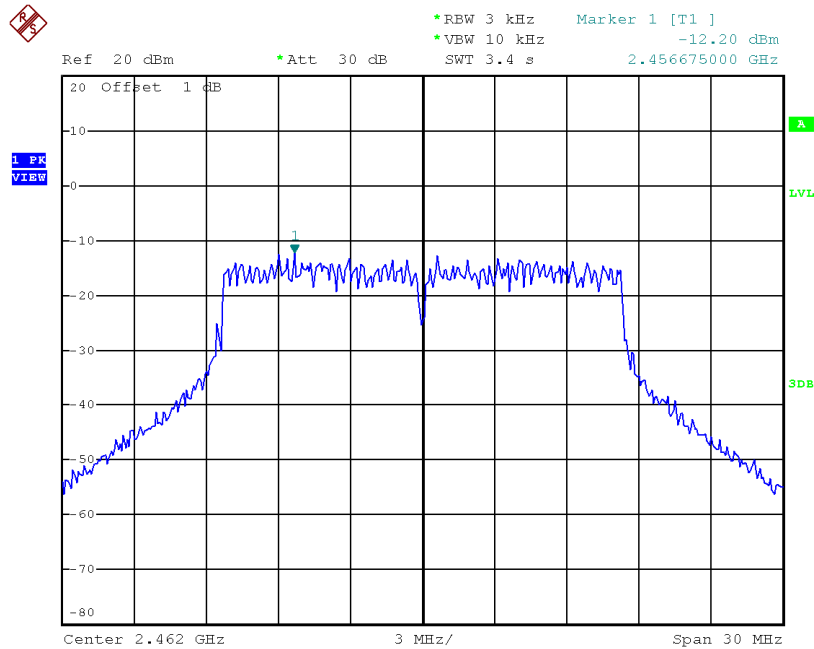
Date: 17.OCT.2014 18:02:40

TX CH06



Date: 17.OCT.2014 18:04:18

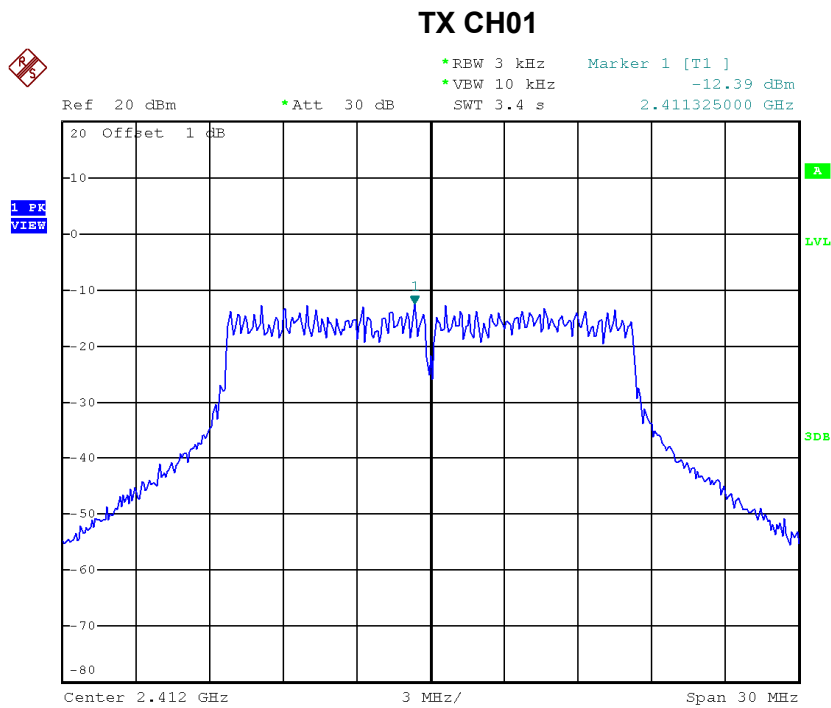
TX CH11



Date: 17.OCT.2014 18:05:49

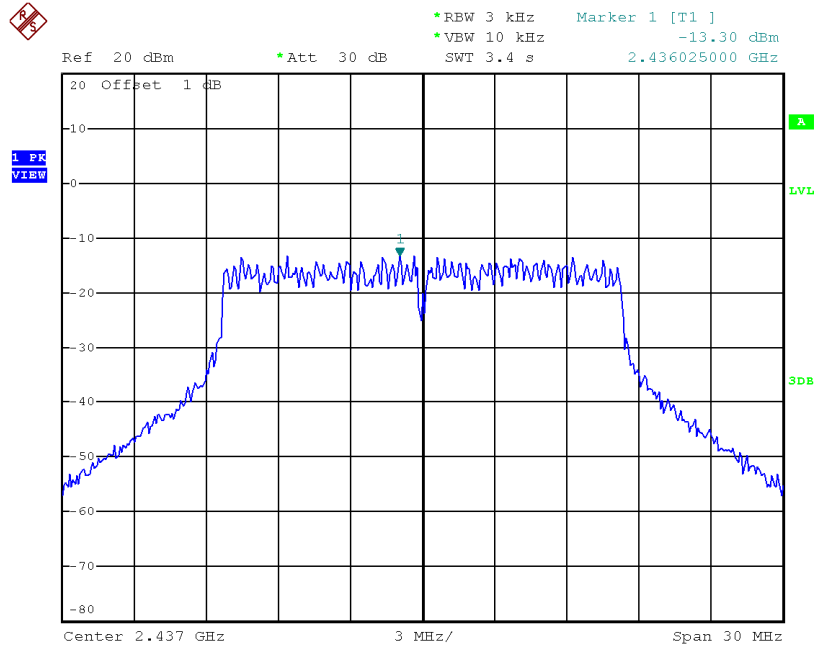
Test Mode :TX G Mode_CH01/06/11_ANT 3

Frequency (MHz)	Power Density (dBm/3kHz)	Power Density (mW/3kHz)	Max. Limit (dBm/3kHz)	Result
2412	-12.39	0.06	8.00	Complies
2437	-13.30	0.05	8.00	Complies
2462	-11.29	0.07	8.00	Complies



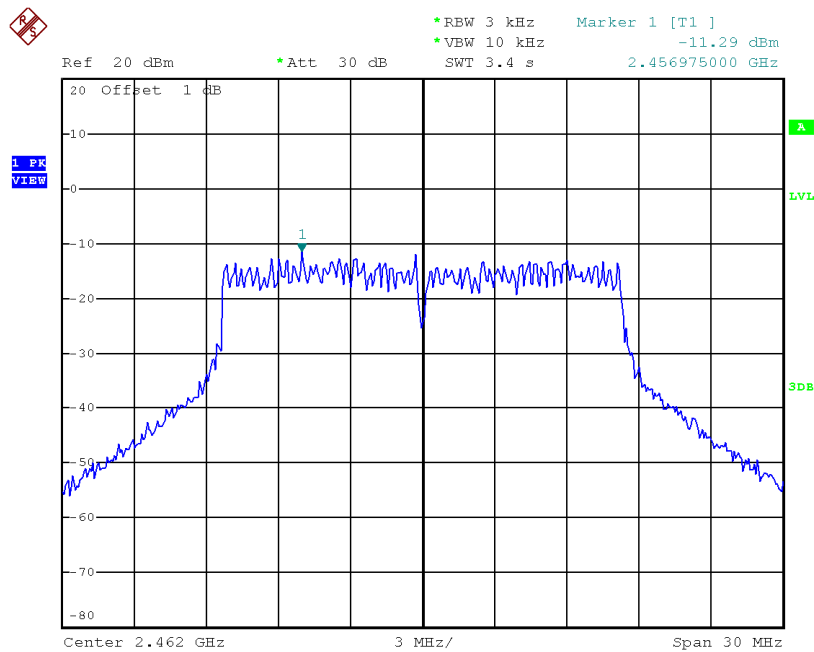
Date: 17.OCT.2014 18:03:19

TX CH06



Date: 17.OCT.2014 18:04:44

TX CH11



Date: 17.OCT.2014 18:06:09

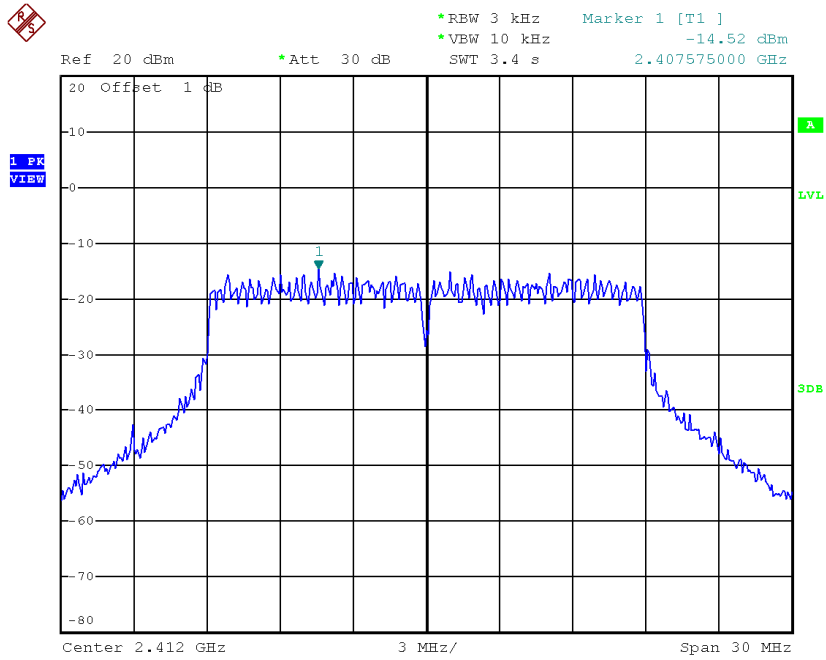
Test Mode :TX G Mode_CH01/06/11_Total

Frequency (MHz)	Power Density (dBm/3kHz)	Power Density (mW/3kHz)	Max. Limit (dBm/3kHz)	Result
2412	-7.99	0.16	8.00	Complies
2437	-8.25	0.15	8.00	Complies
2462	-7.23	0.19	8.00	Complies

Test Mode : TX N-20M Mode_CH01/06/11_ANT 1

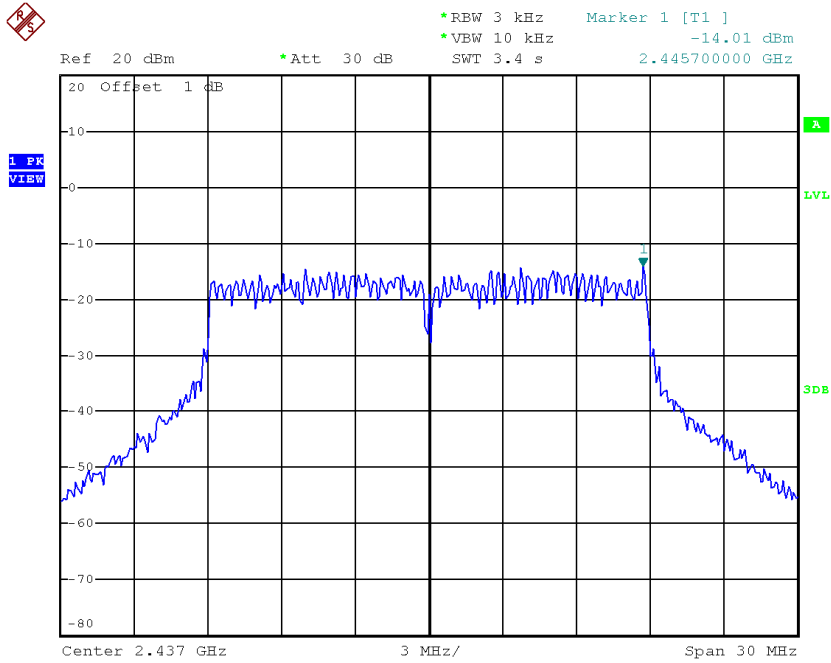
Frequency (MHz)	Power Density (dBm/3kHz)	Power Density (mW/3kHz)	Max. Limit (dBm/3kHz)	Result
2412	-14.52	0.04	8.00	Complies
2437	-14.01	0.04	8.00	Complies
2462	-14.14	0.04	8.00	Complies

TX CH01



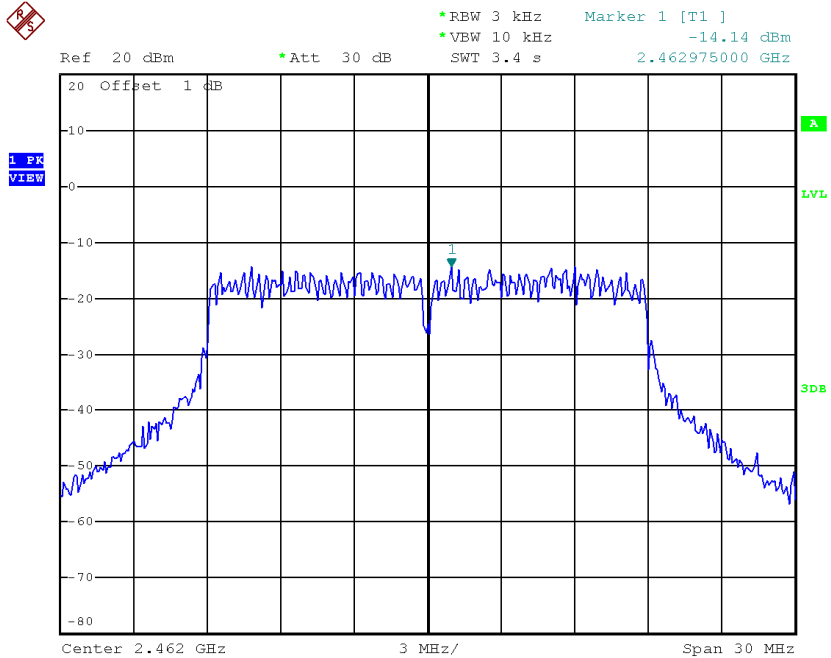
Date: 17.OCT.2014 18:07:31

TX CH06



Date: 17.OCT.2014 18:09:19

TX CH11

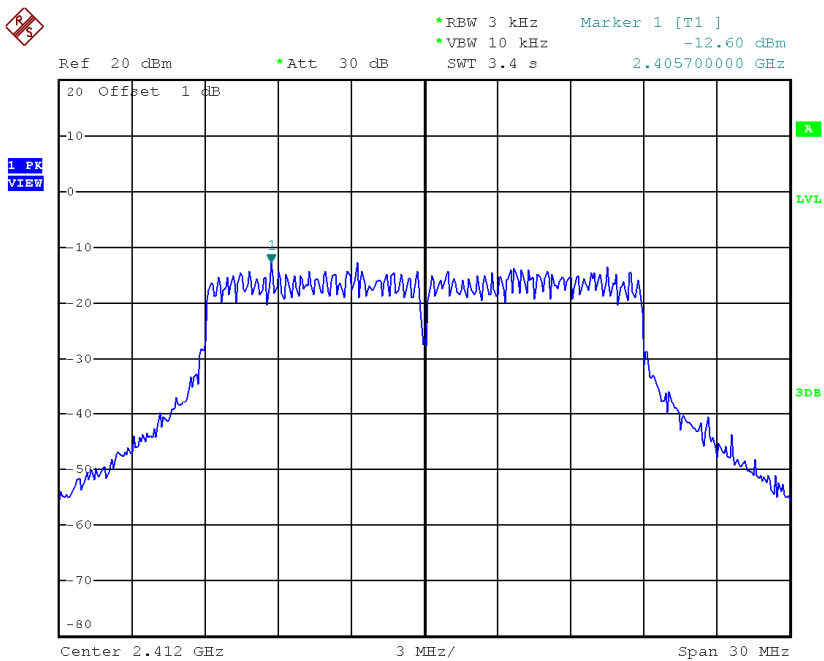


Date: 17.OCT.2014 18:10:49

Test Mode : TX N-20M Mode_CH01/06/11_ANT 2

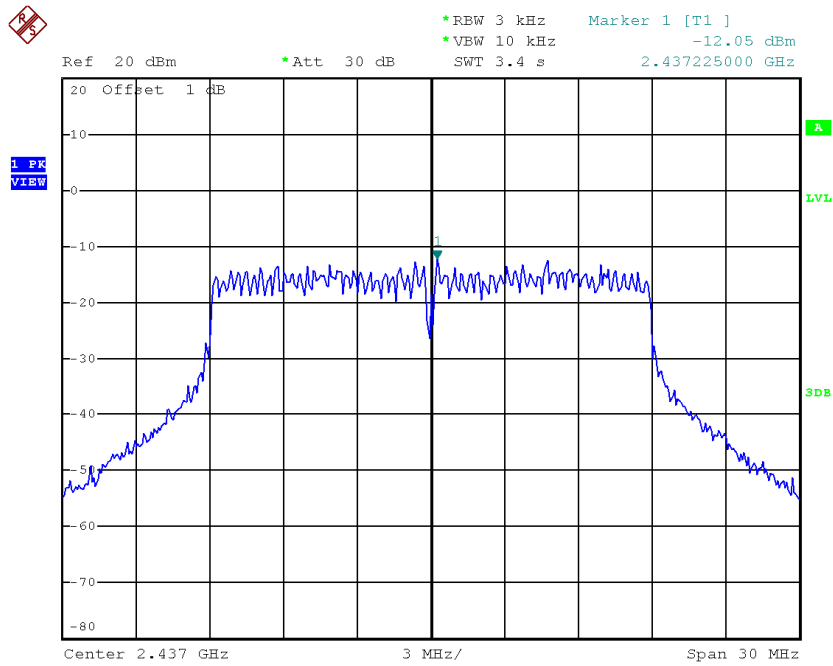
Frequency (MHz)	Power Density (dBm/3kHz)	Power Density (mW/3kHz)	Max. Limit (dBm/3kHz)	Result
2412	-12.60	0.05	8.00	Complies
2437	-12.05	0.06	8.00	Complies
2462	-13.22	0.05	8.00	Complies

TX CH01



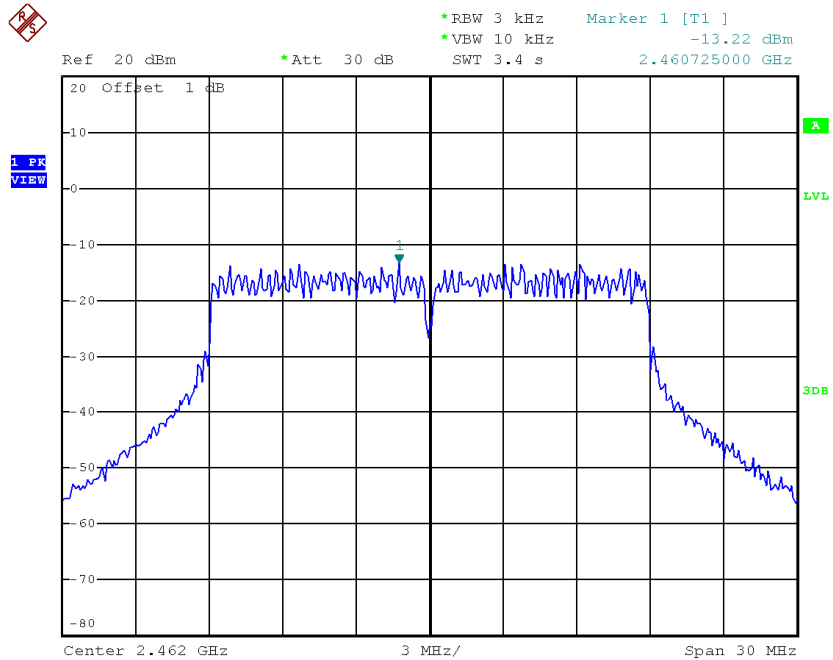
Date: 17.OCT.2014 18:07:57

TX CH06



Date: 17.OCT.2014 18:09:46

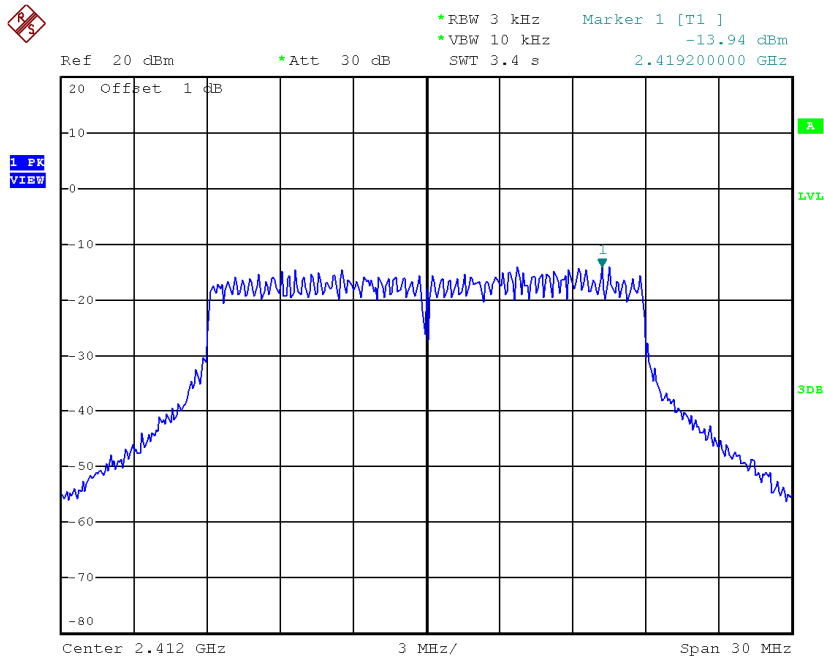
TX CH11



Date: 17.OCT.2014 18:11:07

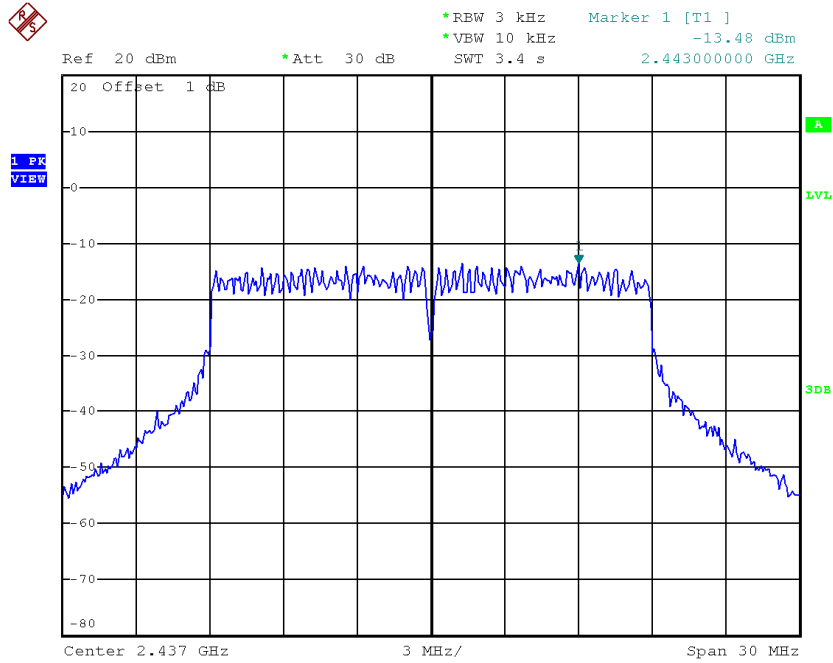
Test Mode : TX N-20M Mode_CH01/06/11_ANT 3

Frequency (MHz)	Power Density (dBm/3kHz)	Power Density (mW/3kHz)	Max. Limit (dBm/3kHz)	Result
2412	-13.94	0.04	8.00	Complies
2437	-13.48	0.04	8.00	Complies
2462	-13.33	0.05	8.00	Complies

TX CH01


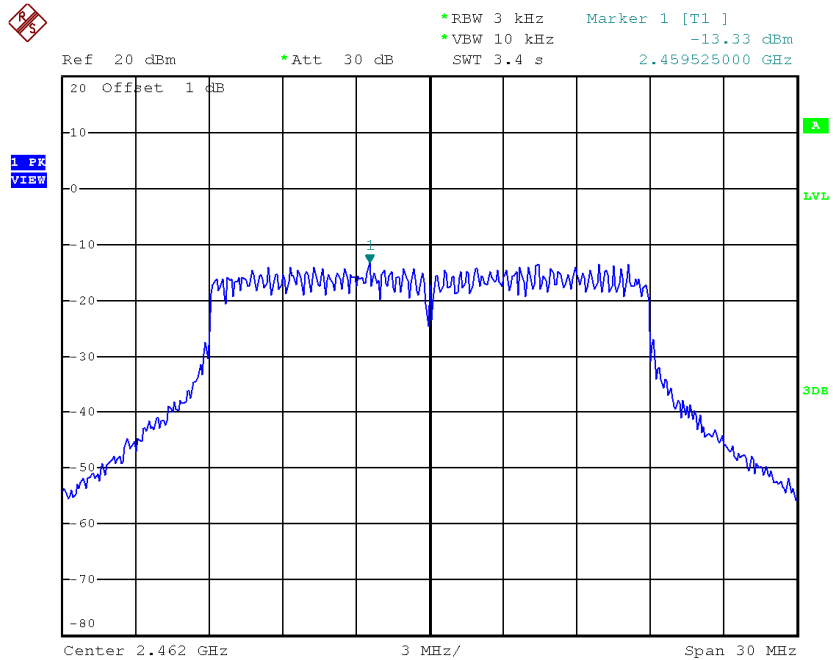
Date: 17.OCT.2014 18:08:20

TX CH06



Date: 17.OCT.2014 18:10:12

TX CH11

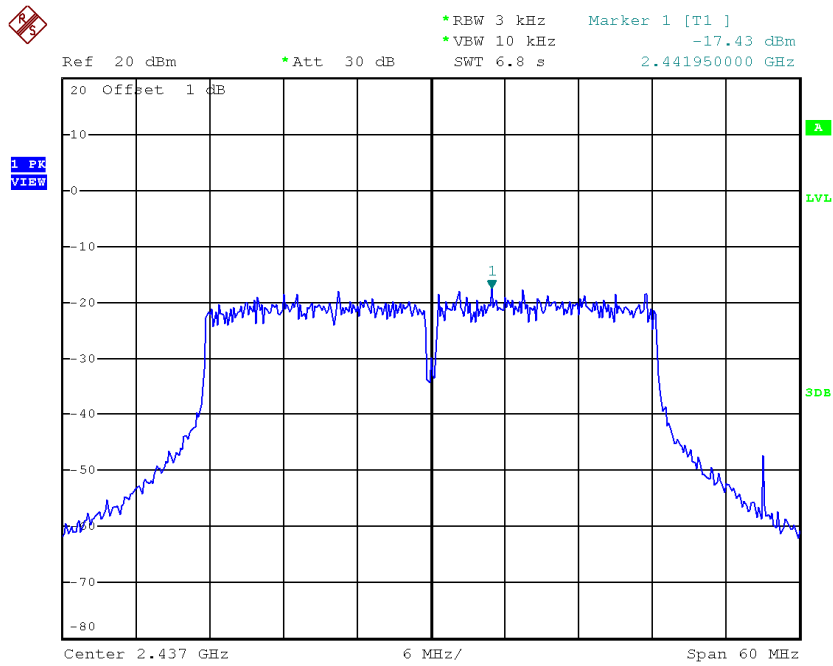


Date: 17.OCT.2014 18:11:30

Test Mode : TX N-20M Mode_CH01/06/11_Total

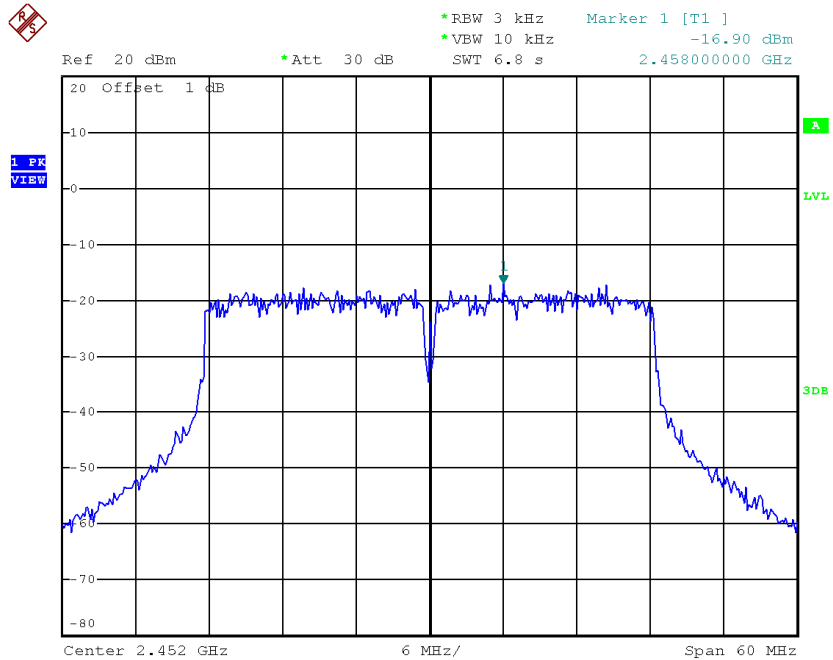
Frequency (MHz)	Power Density (dBm/3kHz)	Power Density (mW/3kHz)	Max. Limit (dBm/3kHz)	Result
2412	-8.84	0.13	8.00	Complies
2437	-8.33	0.15	8.00	Complies
2462	-8.77	0.13	8.00	Complies

TX CH06



Date: 17.OCT.2014 18:56:19

TX CH09

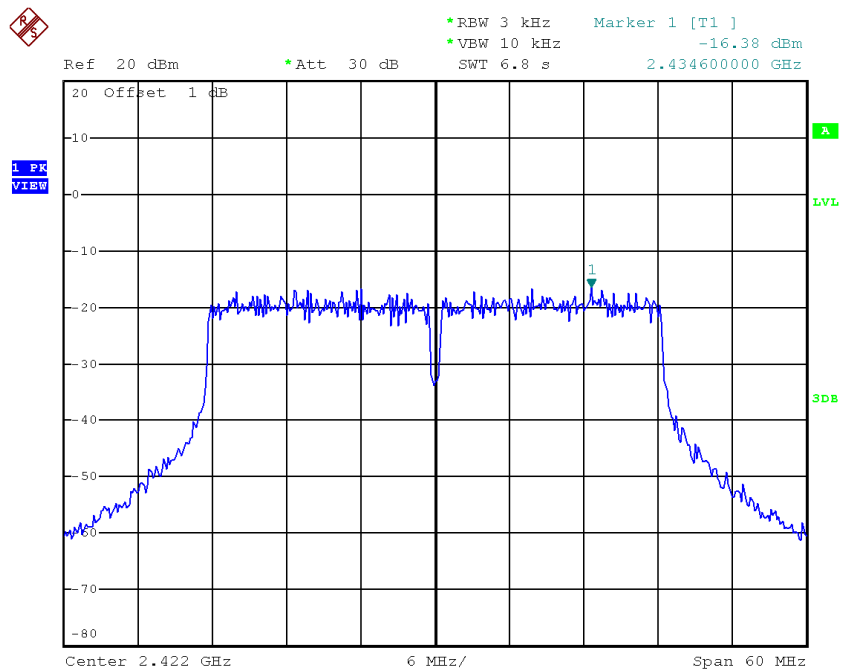


Date: 17.OCT.2014 18:54:18

Test Mode : TX N-40M Mode_CH03/06/09_ANT 2

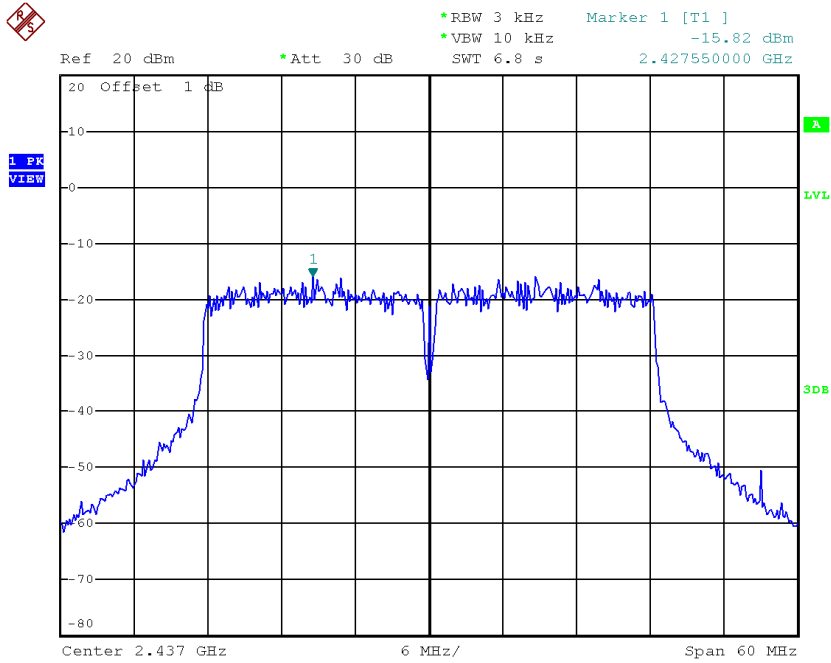
Frequency (MHz)	Power Density (dBm/3kHz)	Power Density (mW/3kHz)	Max. Limit (dBm/3kHz)	Result
2422	-16.38	0.02	8.00	Complies
2437	-15.82	0.03	8.00	Complies
2452	-14.90	0.02	8.00	Complies

TX CH03



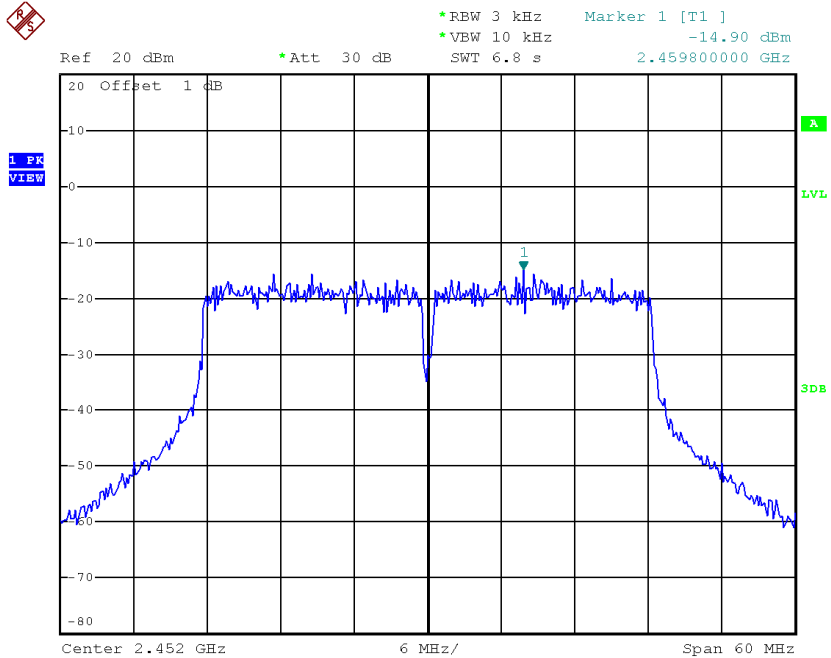
Date: 17.OCT.2014 18:13:40

TX CH06



Date: 17.OCT.2014 18:52:33

TX CH09

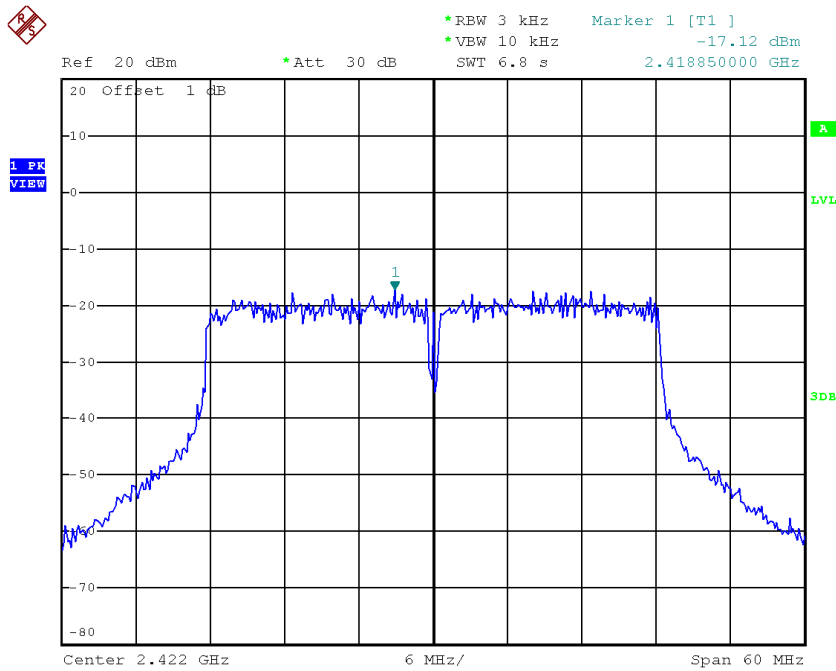


Date: 17.OCT.2014 18:54:40

Test Mode : TX N-40M Mode_CH03/06/09_ANT 3

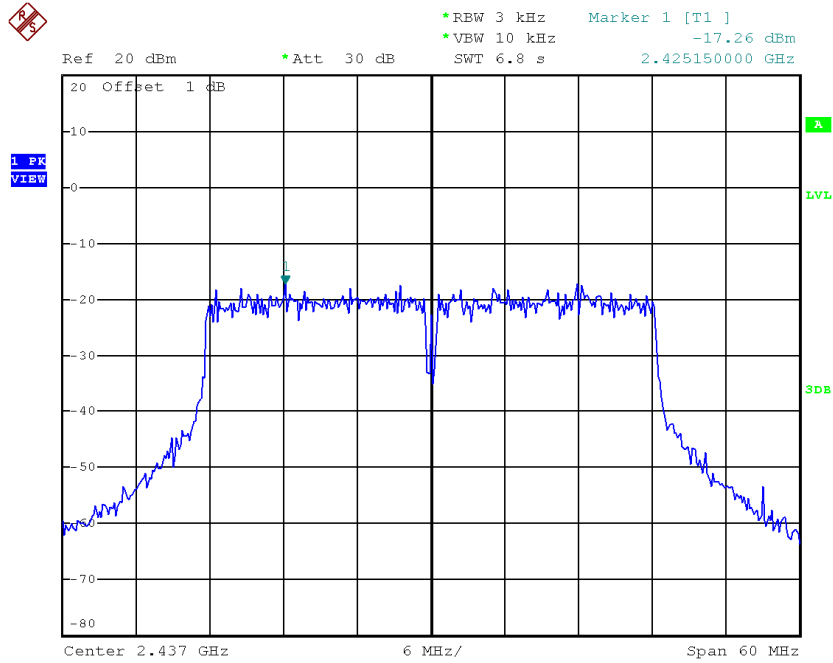
Frequency (MHz)	Power Density (dBm/3kHz)	Power Density (mW/3kHz)	Max. Limit (dBm/3kHz)	Result
2422	-17.12	0.02	8.00	Complies
2437	-17.26	0.02	8.00	Complies
2452	-15.81	0.03	8.00	Complies

TX CH03



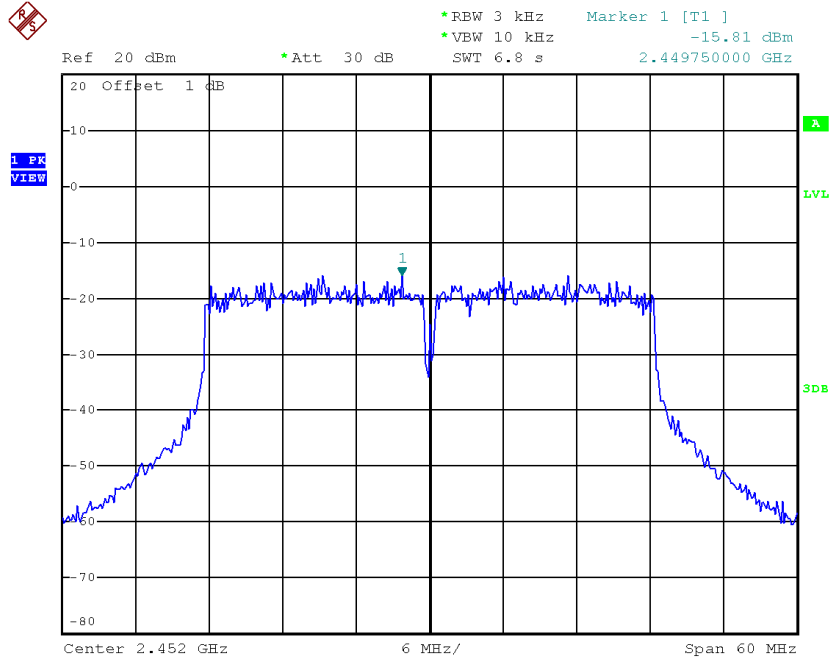
Date: 17.OCT.2014 18:14:01

TX CH06



Date: 17.OCT.2014 18:52:51

TX CH09



Date: 17.OCT.2014 18:55:01

Test Mode : TX N-40M Mode_CH03/06/09_Total

Frequency (MHz)	Power Density (dBm/3kHz)	Power Density (mW/3kHz)	Max. Limit (dBm/3kHz)	Result
2422	-11.76	0.07	8.00	Complies
2437	-12.00	0.06	8.00	Complies
2452	-12.02	0.06	8.00	Complies