



Logitech®

FCC ID: DZLF0132B

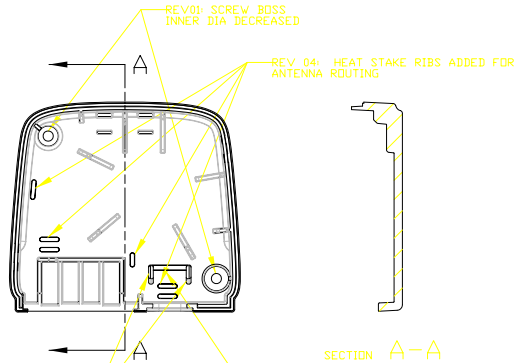
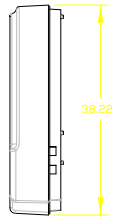
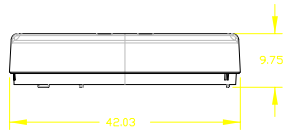
IC: 1807D-F0132B

Model #: F-0132B

DC Rating: 4.2V \equiv 20mA

P/N: 12-00243

NOTICE: LOGITECH CONFIDENTIAL INFORMATION
 THIS DOCUMENT IS THE PROPERTY OF LOGITECH
 AND MUST NOT BE COPIED, REPRODUCED OR USED
 AS THE BASIS FOR SALE OR MANUFACTURE
 WITHOUT THE WRITTEN PERMISSION OF LOGITECH

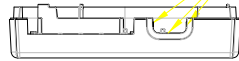


SECTION A-A

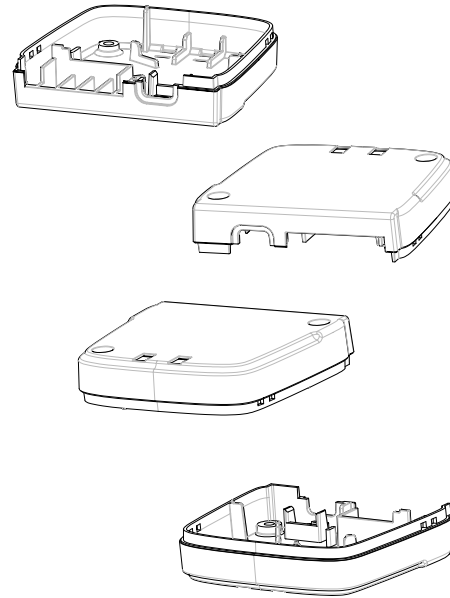
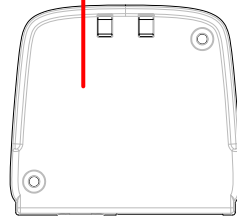
REV 03: ADD SIDE RIB SUPPORTS

REV 02: ADD SUPPORT RIB FOR DC JACK

REV 03: REDUCE CLEARANCE TO 0.05mm



Logo Placement



NOTES

1. PART IS ORIENTED IN THIS DRAWING TO SHOW PULL DIRECTION.
2. PART SHALL BE FREE OF ALL FOREIGN MATTER (OIL, DIRT, MOLD RELEASE, ETC.)
3. PART TO BE FREE OF NICKS, BURRS, AND SCRATCHES.
4. GATE VESTIGE TO BE +0.1/-0.2
5. ALL SHARPS TO BE R0.1 MIN.
6. APPROXIMATE PART VOLUME = 3660 mm³
7. ESTIMATED MATERIAL DENSITY = 0.00105 g/mm³
8. ESTIMATED MASS = 3.84 g

ALL UNDIMENSIONED SURFACES SHOULD BE TAKEN DIRECTLY FROM THE PRO/E MODEL

REVISION				DATE		BY		DESCRIPTION	
04	ADD HEAT STAKE RIBS FOR ANTENNA	1190	BAC	25	FFB	03			
03	ADD RIBS FOR DC JACK, REDUCE CLEARANCE	1148	BCA	05	AUG	03			
02	ADD SUPPORT RIB FOR DC JACK	1148	BCA	03	JUN	03			
01	SCREW BOSS ID DECREASED	1095	ASD	30	MAY	03			
REV	DESCRIPTION	ECO	BY	DATE					

DATE	20-May-03	TOLERANCES:		TITLE	
BY		X ± 0.5	LOGITECH		BOTTOM HOUSING, HDC-9P
		XX ± 0.2	DWG SIZE	SCALE	SCALE15001
		XXX ± 0.1	350	SHEET	01
3rd ANGLE PROJECTOR			PART NO	04-00326	
TO NOT SCALE DRAWING			REV	04	