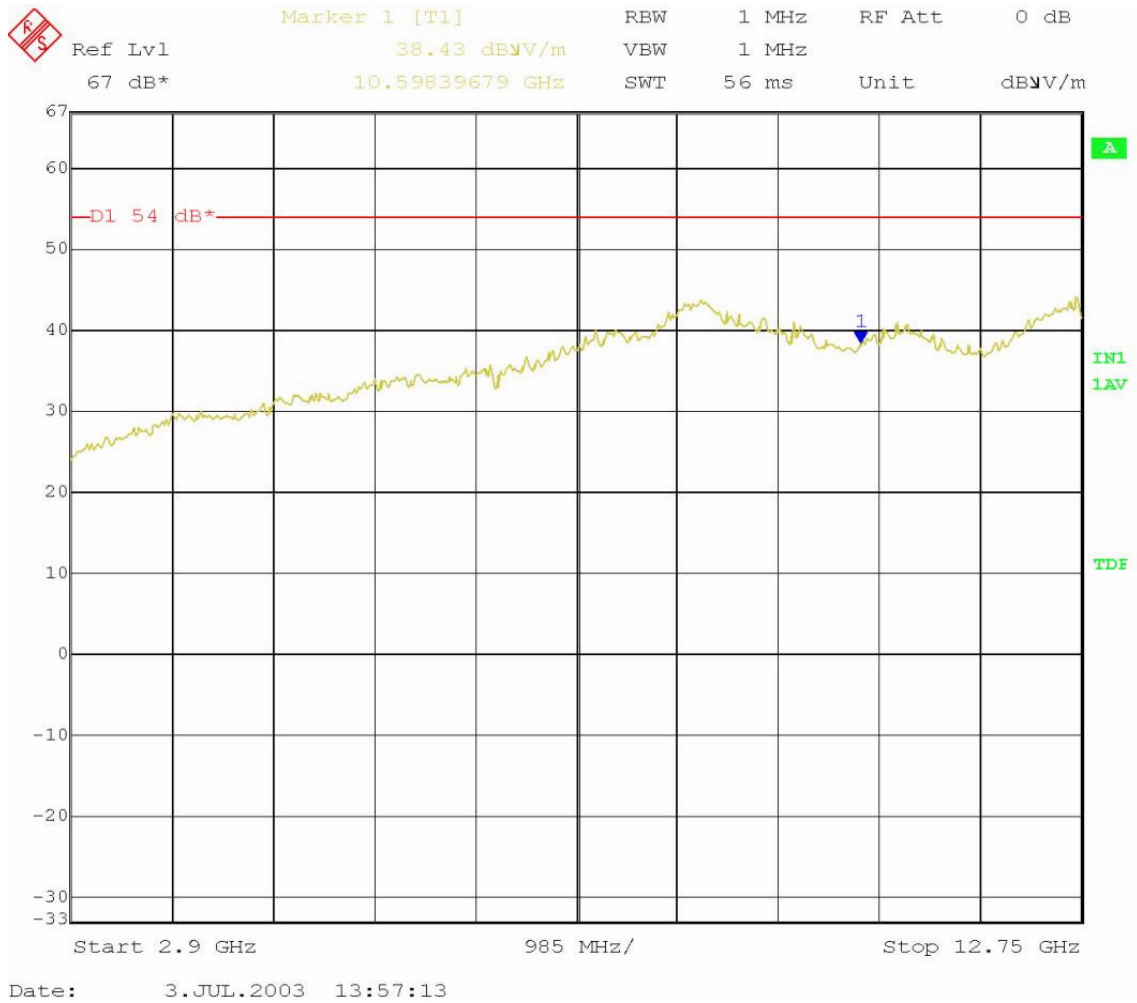
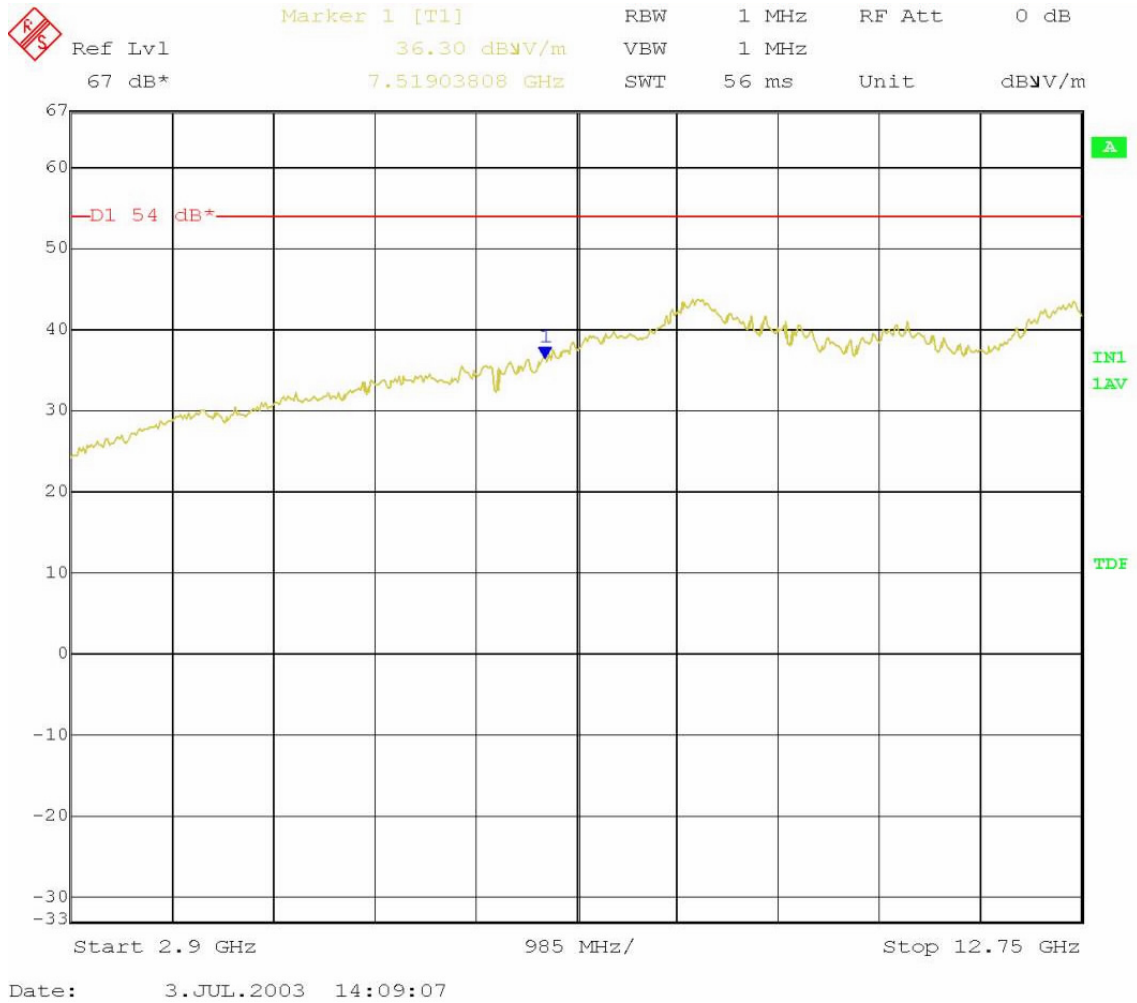


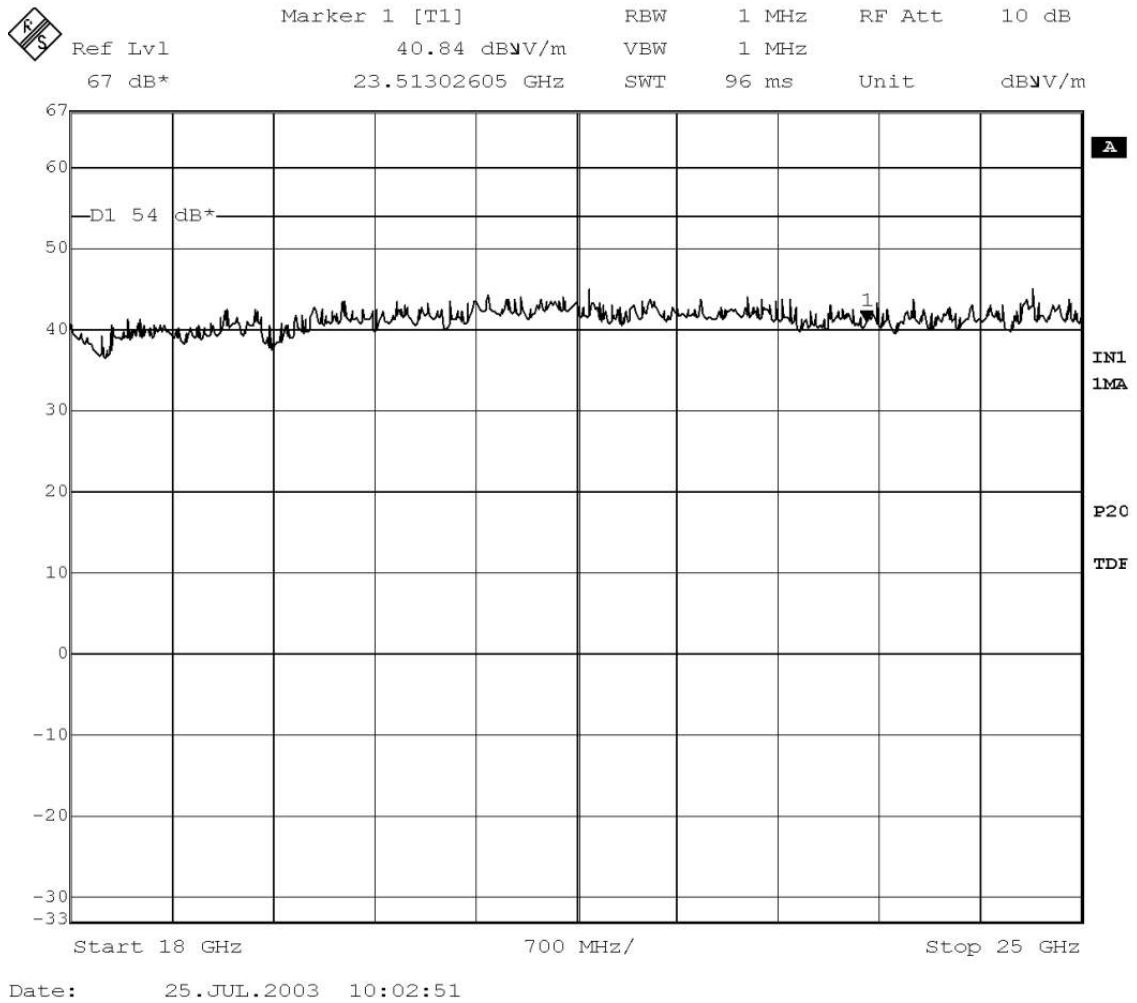
CHANNEL: Middle (2441 MHz).



CHANNEL: Highest (2480 MHz).



FREQUENCY RANGE 18 GHz to 25 GHz.



(This plot is valid for all three channels).

Section 15.109. Receiver spurious radiationSPECIFICATION

The field strength shall not exceed the following values:

Frequency Range (MHz)	Field strength ($\mu\text{V/m}$)	Field strength ($\text{dB}\mu\text{V/m}$)	Measurement distance (m)
0.009-0.490	2400/F(kHz)	-	300
0.490-1.705	24000/F(kHz)	-	300
1.705 - 30.0	30	-	30
30 - 88	100	40	3
88 - 216	150	43.5	3
216 - 960	200	46	3
960 - 25000	500	54	3

The emission limits shown in the above table are based on measurements employing CISPR quasi-peak detector except for the frequency bands 9-90 kHz, 110-490 kHz and above 1000 MHz. Radiated emission limits in these three bands are based on measurements employing an average detector.

For average radiated emission measurements above 1000 MHz, there is also a limit corresponding to 20 dB above the indicated values in the table is specified when measuring with peak detector function.

RESULTS:

The situation and orientation was varied to find the maximum radiated emission. It was also rotated 360° and the antenna height was varied from 1 to 4 meters to find the maximum radiated emission.

Measurements were made in both horizontal and vertical planes of polarization.

All tests were performed in a semi-anechoic chamber at a distance of 3 m for the frequency range 30 MHz-1000 MHz and at distance of 1m for the frequency range 1 GHz-25 GHz.

The field strength is calculated by adding correction factor to the measured level from the spectrum analyzer. This correction factor includes antenna factor, cable loss and pre-amplifiers gain.

Frequency range 30 MHz-1000 MHz.

1. CHANNEL: LOWEST

Spurious frequency (MHz)	Polarization	Detector	Emission Level (dB μ V/m)	Measurement Uncertainty (dB)
191.100	Horizontal	Quasi-Peak	22.4	± 3.8
209.200	Horizontal	Quasi-Peak	22.4	± 3.8
253.900	Horizontal	Quasi-Peak	24.1	± 3.8

Frequency range 1 GHz-25 GHz.

No spurious signals found.

Verdict: PASS

2. CHANNEL: MIDDLE

Spurious frequency (MHz)	Polarization	Detector	Emission Level (dB μ V/m)	Measurement Uncertainty (dB)
175.100	Horizontal	Quasi-Peak	21.6	± 3.8
210.000	Horizontal	Quasi-Peak	21.2	± 3.8
254.500	Horizontal	Quasi-Peak	23.5	± 3.8

Frequency range 1 GHz-25 GHz.

No spurious signals found.

Verdict: PASS

3. CHANNEL: HIGHEST

Spurious frequency (MHz)	Polarization	Detector	Emission Level (dB μ V/m)	Measurement Uncertainty (dB)
191.700	Horizontal	Quasi-Peak	21.5	± 3.8
210.500	Horizontal	Quasi-Peak	22.0	± 3.8
254.200	Horizontal	Quasi-Peak	25.8	± 3.8

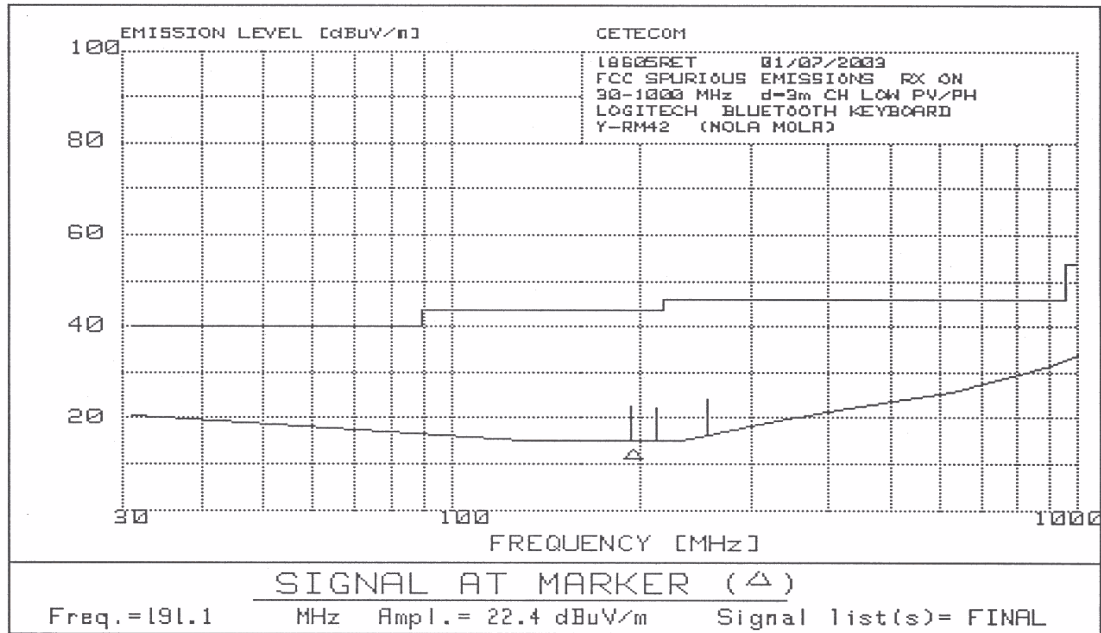
Frequency range 1 GHz-25 GHz.

No spurious signals found.

Verdict: PASS

FREQUENCY RANGE 30 MHz-1000 MHz.

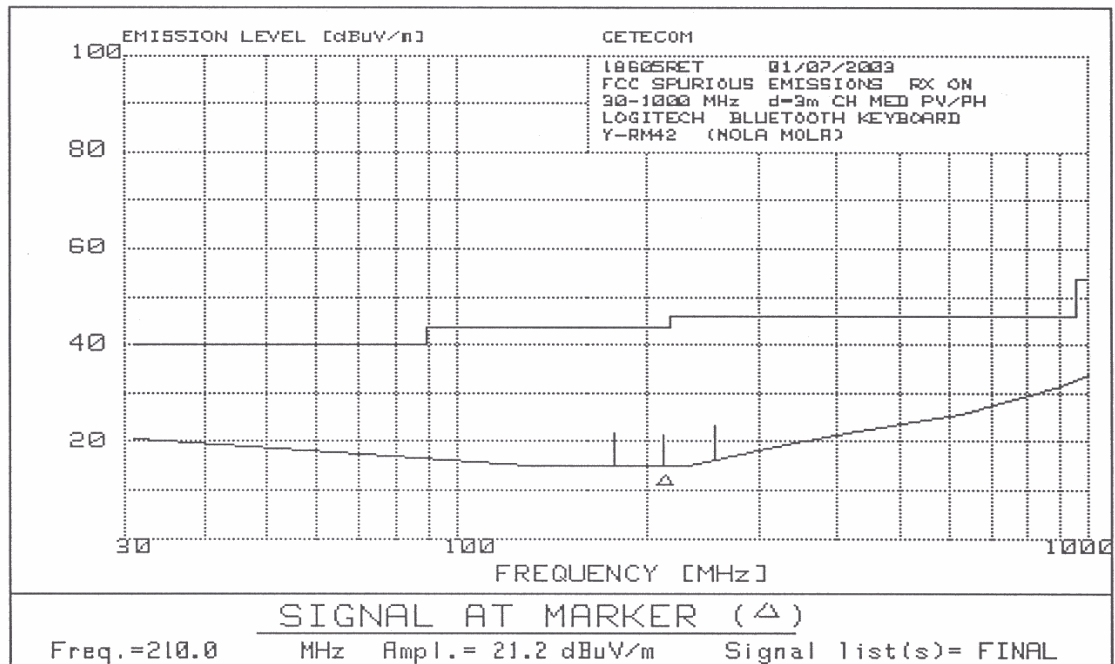
CHANNEL: LOWEST (2402 MHz).



Resolution bandwidth = 100 kHz.

Video bandwidth = 100 kHz.

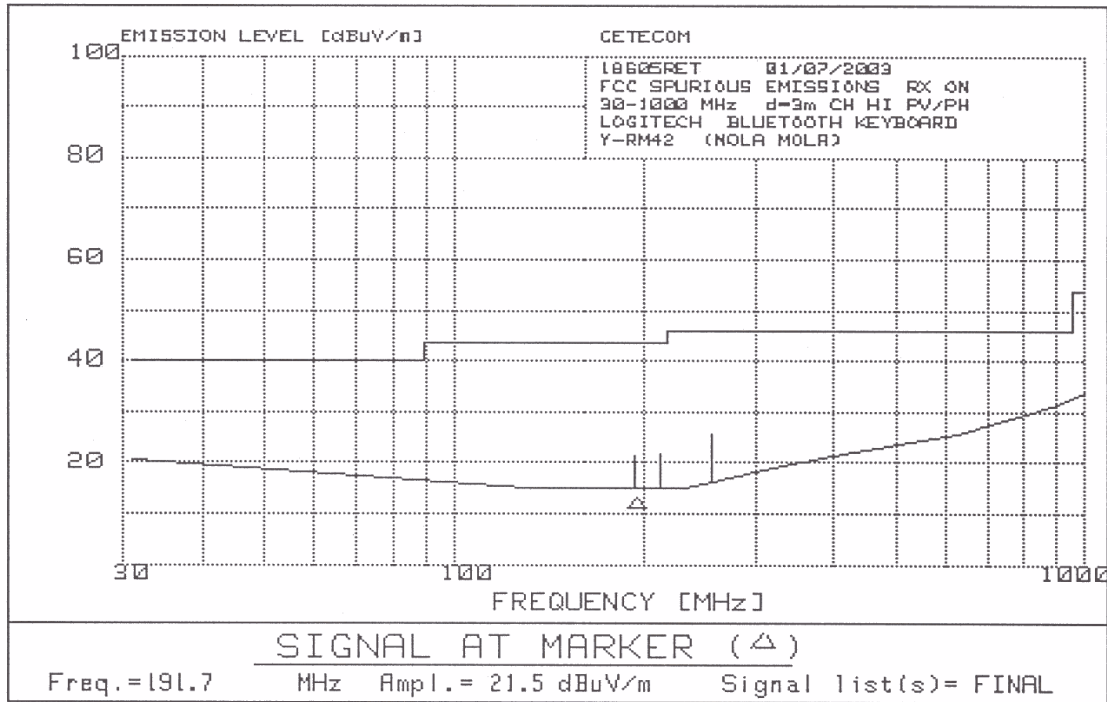
CHANNEL: MIDDLE (2441 MHz).



Resolution bandwidth = 100 kHz.

Video bandwidth = 100 kHz.

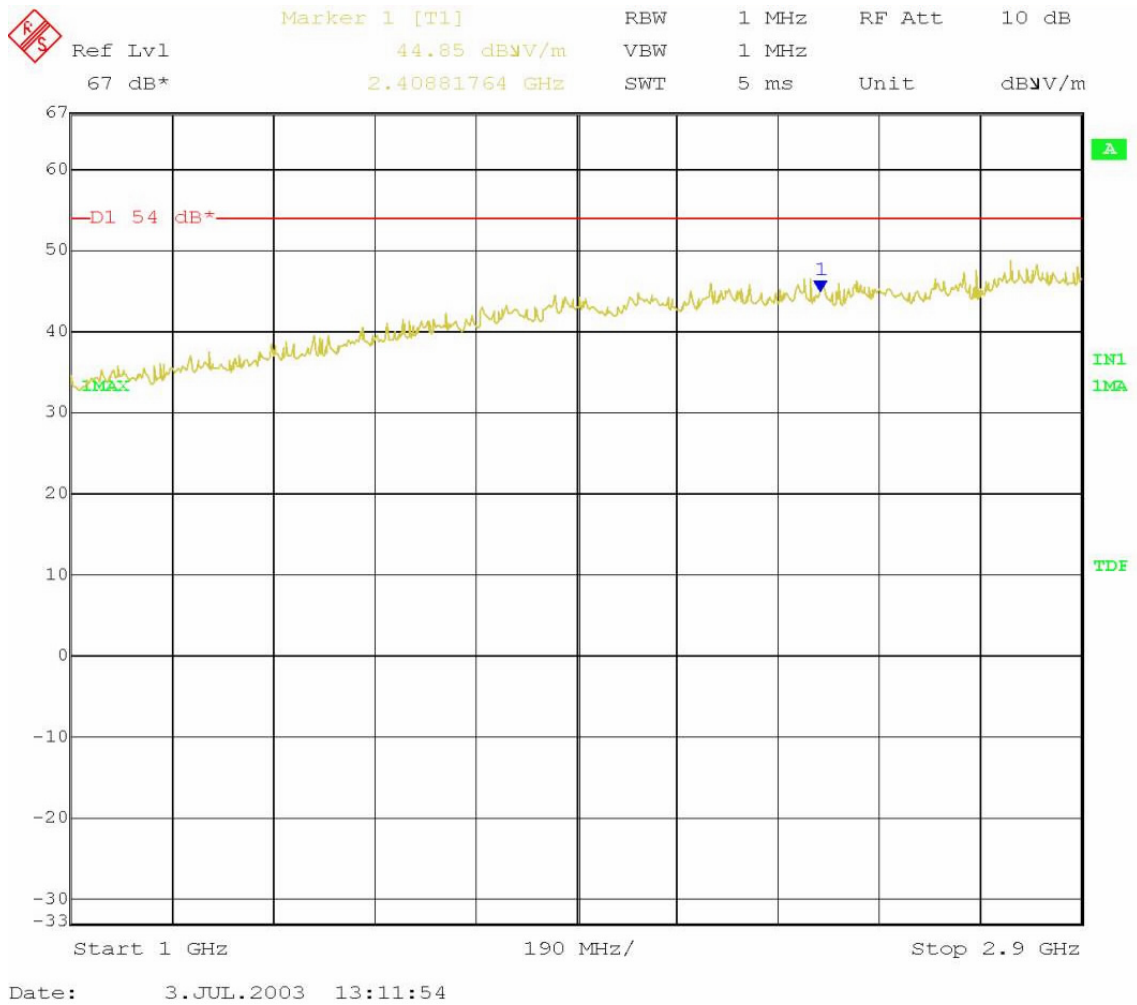
CHANNEL: HIGHEST (2480 MHz).



Resolution bandwidth = 100 kHz.

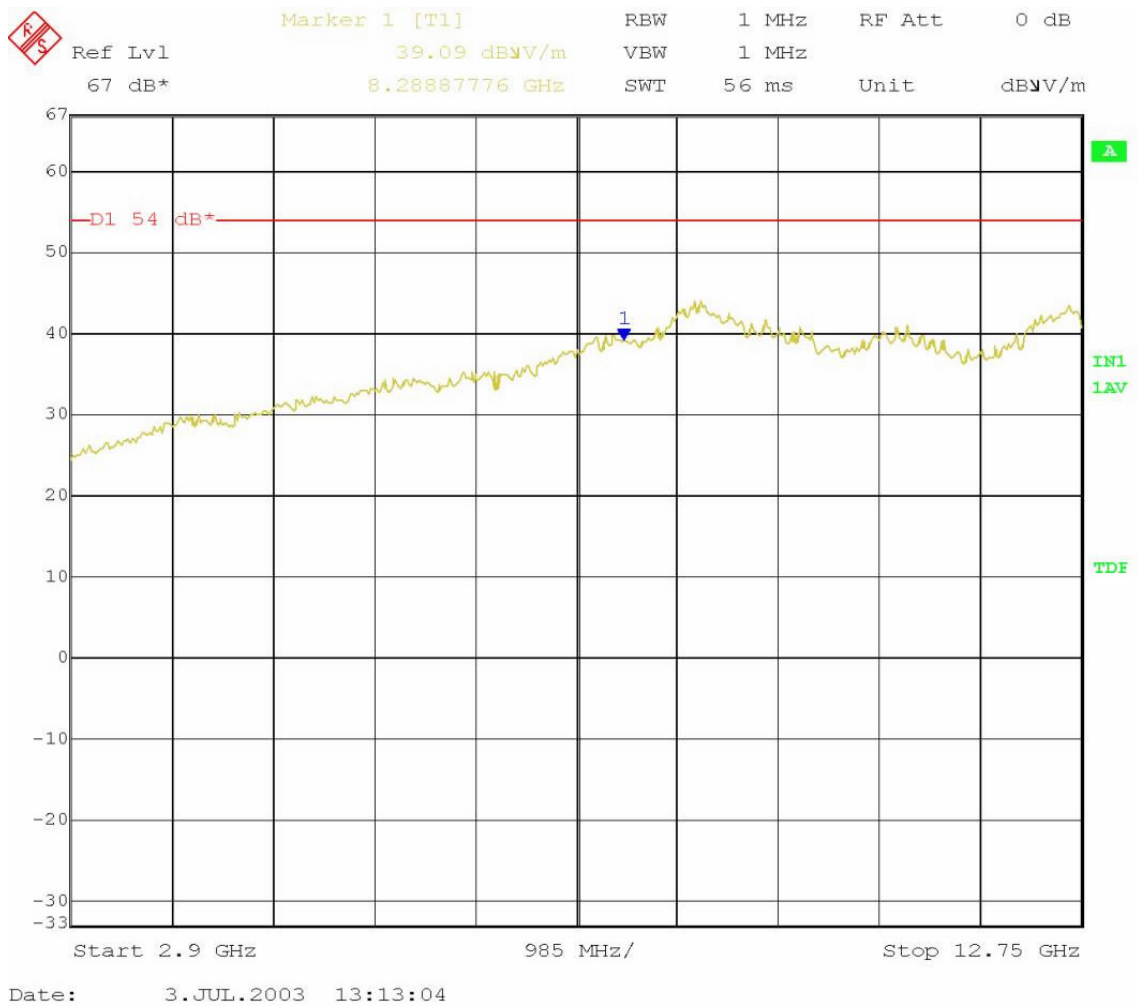
Video bandwidth = 100 kHz.

FREQUENCY RANGE 1 GHz-2.9 GHz.



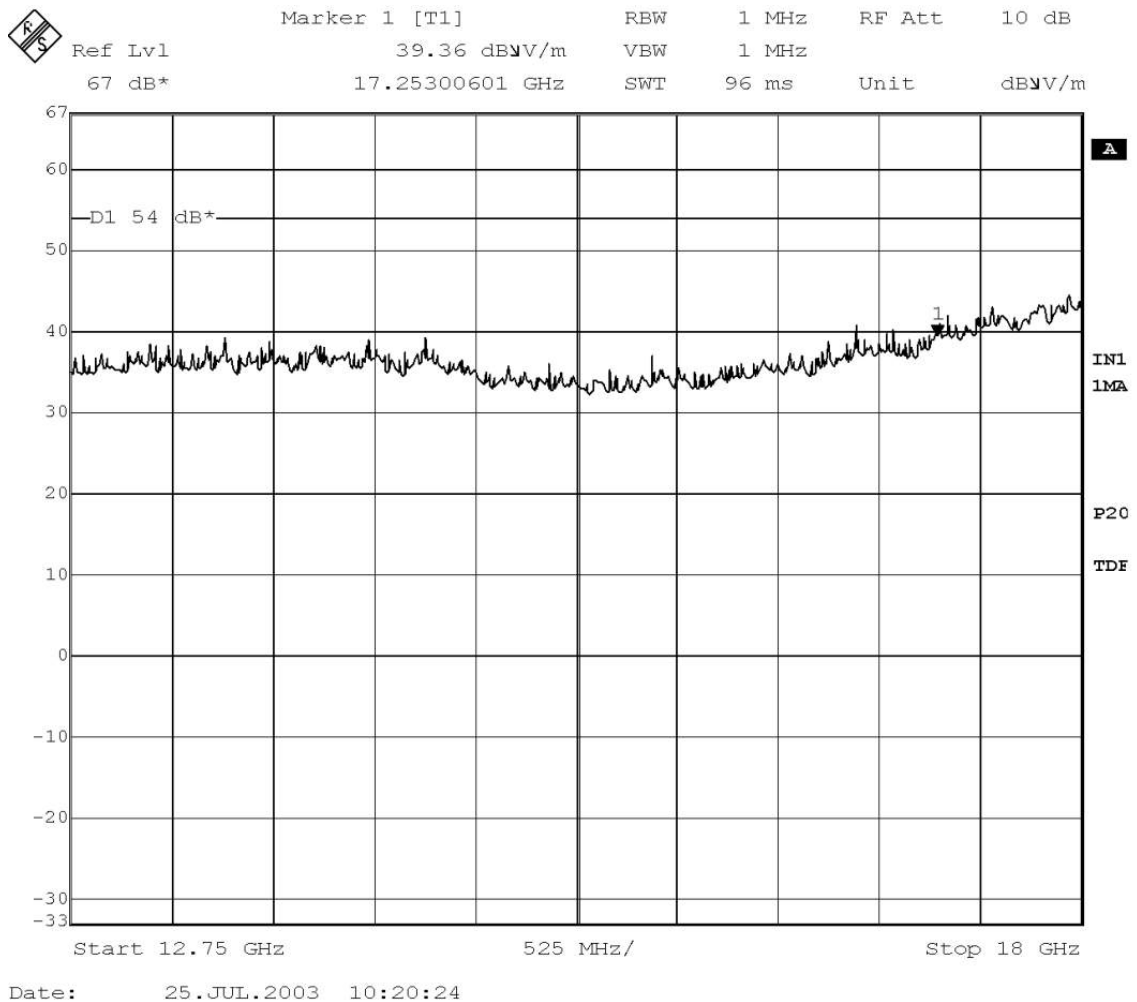
(This plot is valid for all three channels).

FREQUENCY RANGE 2.9 GHz-12.75 GHz.



(This plot is valid for all three channels).

FREQUENCY RANGE 12.75 GHz-18 GHz.



(This plot is valid for all three channels).

ANNEX B**PHOTOGRAPHS**
(Number of photographs: 5)**Report No.: 18605RET.103**Report No.:
18605RET.103

Date: 2003-08-07

FET18_00.DOC

Page: 1 of 1

Annex B
AGY-733864-0000.A0

1. Equipment (front view)



Report No.: 18605RET.103 Date: 2003-08-07		Page: 2 of 2 Annex B AGY-733864-0000.A0
---	--	---

2. Equipment (back view)



3. General test set-up for radiated measurements.



Report No.:
18605RET.103

Date: 2003-08-07

FET18_00.DOC

Page: 4 of 4

Annex B
AGY-733864-0000.A0

4. Test set-up for radiated measurements below 1 GHz.



Report No.:
18605RET.103


Date: 2003-08-07

FET18_00.DOC

Page: 5 of 5

Annex B
AGY-733864-0000.A0

5. Test set-up for radiated measurements above 1 GHz.



Report No.:
18605RET.103

Date: 2003-08-07

FET18_00.DOC

Page: 6 of 6

Annex B
AGY-733864-0000.A0