



5176160A



SONESSE2 40 Zigbee HP

Short installation guide

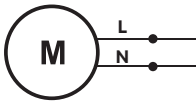
ORIGINAL INSTRUCTIONS

Complete instruction guide available online on www.somfy.info

From the Application "Help me by Somfy" scan the QR code here to find complete setting instructions.



"Help me by Somfy" available on stores



	230 V~50 Hz	120 V~60 Hz	220 V~60 Hz
L	Brown	Black	Brown
N	Blue	White	Blue

1

START UP

To set the drive, download "TaHoma pro" application available on stores



DRIVE SETTING

Once the "TaHoma pro" application is downloaded, open the app and follow the instructions to set the drive.

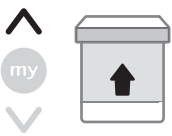


2

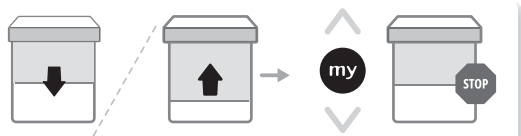
USE

This drive does not require any maintenance operation.

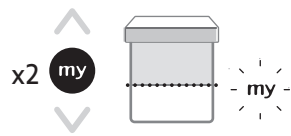
UP



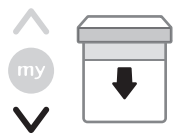
STOP



MY



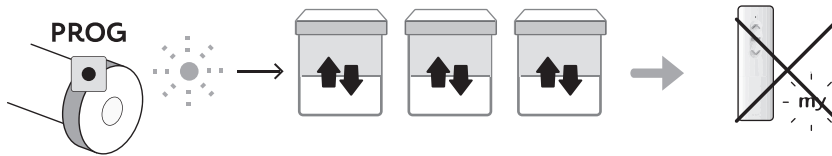
DOWN



3

DRIVE RESETTING

⚠ This reset deletes all programmed control points, all sensors, all end limit settings and resets the favourite (my) position for the drive.



INSTRUCTIONS TO BE RESPECTED

These instructions apply to all Sonesse 40 Zigbee drive, the different versions of which are available in the current catalogue.

FIELD OF APPLICATION

The Sonesse 40 drives are designed to motorise all types of:

- Interior vertical blinds which front rail moves solely by gravity with a mass less than 15 kg.
- Tilttable venetian blinds which bottom lath can be lifted at least by 4 cm when an upward force of 150 N is applied to the bottom lath positioned at 16 cm from the fully extended position.

LIABILITY

Please read these instructions carefully before installing and using the drive. In addition to following the instructions given in this guide, the instructions detailed in the attached **Safety instructions** document must also be observed.The drive must be installed by a motorisation and home automation professional, according to instructions from Somfy and the regulations applicable in the country in which it is commissioned. It is prohibited to use the drive outside the field of application described above. Such use, and any failure to comply with the instructions given in this guide and in the attached **Safety instructions** document, absolves Somfy of any liability and invalidates the warranty.The installer must inform its customers of the operating and maintenance conditions for the drive and must provide them with the instructions for use and maintenance, and the attached **Safety instructions** document, after installing the drive. Any After-Sales Service operation on the drive must be performed by a motorisation and home automation professional.If in doubt when installing the drive, or to obtain additional information, contact a Somfy adviser or go to the website www.somfy.com.

SAFETY INSTRUCTIONS FOR WIRING

- ⚠ Cables which pass through a metal wall must be protected and isolated using a sheath or sleeve.
- ⚠ Attach cables to prevent any contact with moving parts.
- ⚠ If the drive is used outdoors, and if the power supply cable is a type H05-VVF cable, the cable should be installed in a UV-resistant duct, e.g. under a gland.
- ⚠ Leave the drive power supply cable accessible: the product must be easily replaceable.
- ⚠ Always make a loop in the power supply cable to prevent water entering the drive.

⚠ CAUTION

The product is intended for being supplied by Class II output of an external power supply. Do not use an extension cord. If the power supply cord is too short, have a qualified electrician install an outlet near the motorised product.

The drive must be installed by a professionally qualified person (electrical specialist according to DIN VDE 1000-10) for drives and automations in the building services sector in accordance with the Somfy instructions and the applicable regulations in the country of commissioning.

SPECIFIC INSTRUCTIONS FOR ASSEMBLY

Sonesse 40 Zigbee : interior diameter of the tube has to be $\varnothing 37$ mm or greater.

Frequency bands and Maximum power used

2.4 GHz - 2.4835 GHz e.r.p. <63mW [USA, Australia, Canada]

2.4 GHz - 2.4835 GHz e.r.p. <10mW [Other countries]

Power supply

230 V ~ 50 Hz / 120 V ~ 60 Hz / 220 V ~ 60 Hz

Stand-by consumption: < 0,5W



The Bluetooth® word mark and logos are registered trademarks owned by the Bluetooth SIG, Inc. and any use of such marks by SOMFY ACTIVITES SA is under license. Other trademarks and trade names are those of their respective owners.

Reference	Designation
5172631	SONESSE2 40 Zigbee
5172632	SONESSE2 40 Zigbee
5172633	SONESSE2 40 Zigbee



FCC warning statement:

- This device complies with Part 15 of the FCC Rules.

Operation is subject to the following two conditions:

(1) This device may not cause harmful interference, and (2) This device must accept any interference received, including interference that may cause undesired operation.

- This equipment complies with FCC radiation exposure limits set forth for an uncontrolled environment. End users must follow the specific operating instructions for satisfying RF exposure compliance. This transmitter must not be co-located or operating in conjunction with any other antenna or transmitter.

- Changes or modifications not expressly approved by the party responsible for compliance could void the user's authority to operate the equipment.

FCC RF RADIATION EXPOSURE STATEMENT: This equipment complies with FCC radiation exposure limits set forth for an uncontrolled environment. This equipment should be installed and operated with a minimum distance of 20 cm between the radiator and any part of your body.

FCC ID: DWNSON40ZB 12049ASON40ZB

ISED WARNING STATEMENTS: This equipment complies with IC RSS-102 radiation exposure limits set forth for an uncontrolled environment. This equipment should be installed and operated with a minimum distance of 20 cm between the radiator and any part of your body.

This device complies with Industry Canada's licence-exempt RSSs. Operation is subject to the following two conditions:

(1) This device may not cause interference; and (2) This device must accept any interference, including interference that may cause undesired operation of the device.

ISED ID: 12049A-SON40ZBAC

Apple and Apple logos are trademarks of Apple, Inc., registered in the U.S. and other countries.

iPad® and iPhone® are registered trademarks of Apple, Inc. App Store is a service mark of Apple Inc.

Android is a trademark of Google LLC.

<https://developer.android.com/distribute/marketing-tools/brand-guidelines>

US Patents US7726379, US8469171, US8330309, US8253288, US8597157, patent pending.

This tubular Motor Operator is UL Listed in the file E60495 .

