
APPENDIX 3: Photographs of test setup

Radiated Spurious Emission

Front



Rear (below 30 MHz)



Rear (below 1 GHz)




Rear (above 1 GHz)




Pre-check of worst case position


X-axis



Y-axis



Z-axis



End of Report