


APPENDIX 3: Photographs of test setup

Radiated Spurious Emission


Front



below 30 MHz



below 1 GHz



above 1 GHz




Worst Case Position

EUT
X-axis




Antenna
X-axis




Y-axis



Y-axis



Z-axis



END OF REPORT