

EXHIBIT G: Conducted Emissions Data

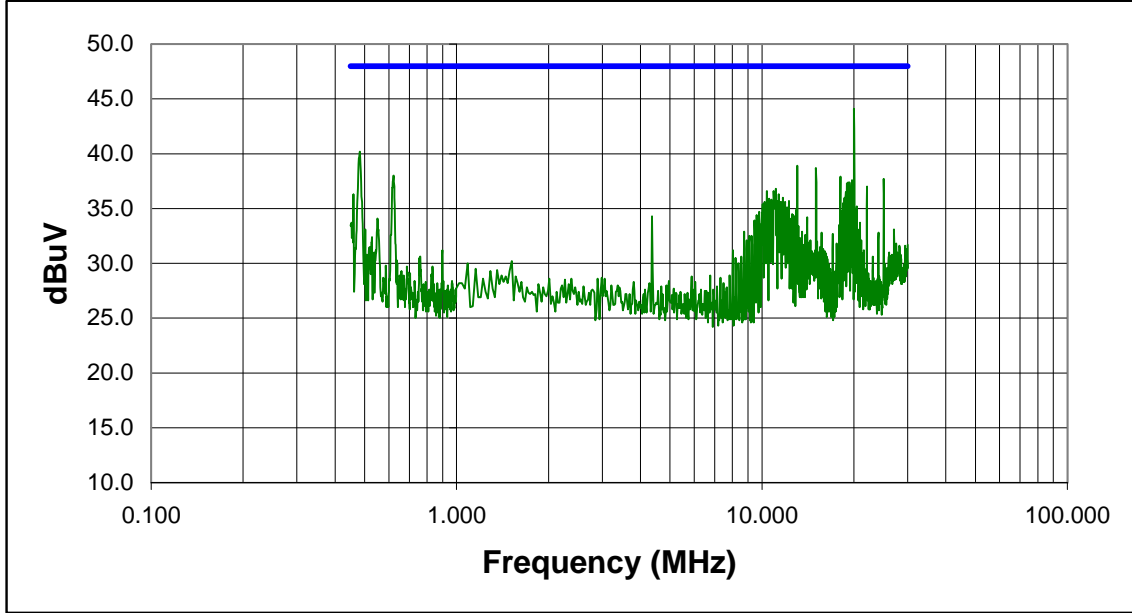
FCC ID DV8HLX561

**Northwest EMC, Inc., Radiated and Conducted Emissions Data Sheets**

Rev 3.3  
10/09/99

EUT: <b>HLX561</b>		Serial Number: <b>1</b>	Job Number: <b>FUKU0007</b>	Date: <b>03/06/01</b>
Manufacturer: <b>Fukuda Denshi</b>		Test Engineer: <b>James Tilley</b>	Job Site: <b>SU01</b>	
Customer Reference Number:		Software:	Power:	
Comments: <b>120V/60Hz. Transmitter mounted in DS-5100E (s/n:28100751). 3 Lead ECG cable. Hi channel.</b>				
			Temperature (°C): <b>22</b>	% Humidity: <b>33</b>
<b>Test System</b>				
<b>Test Equipment</b>				

FCC Part 15 Class B Conducted Emissions Limits - High Line



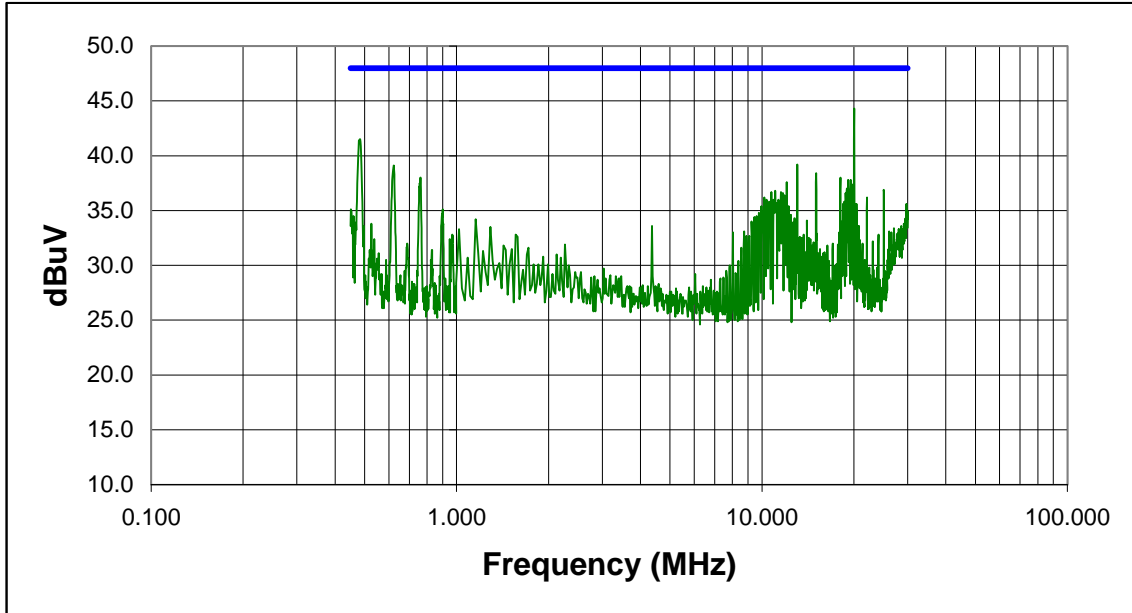
Frequency (MHz)	Meter Reading (dBuV)	Detector	Correction Factor (dB)	Adjusted Level (dBuV)	Specification Limit (dBuV)	Margin (dB)
20.026	23.2	Peak	20.9	44.1	48.0	-3.9
0.482	20.2	Peak	20.0	40.2	48.0	-7.8
13.065	18.0	Peak	20.9	38.9	48.0	-9.1
15.025	17.8	Peak	20.9	38.7	48.0	-9.3
0.621	18.0	Peak	20.0	38.0	48.0	-10.0
0.622	18.0	Peak	20.0	38.0	48.0	-10.0
18.065	17.0	Peak	20.9	37.9	48.0	-10.1
25.050	16.7	Peak	21.0	37.7	48.0	-10.3
19.698	16.7	Peak	20.9	37.6	48.0	-10.4
19.171	16.5	Peak	20.9	37.4	48.0	-10.6
19.322	16.5	Peak	20.9	37.4	48.0	-10.6
18.970	16.4	Peak	20.9	37.3	48.0	-10.7
22.056	16.1	Peak	20.9	37.0	48.0	-11.0
19.497	16.0	Peak	20.9	36.9	48.0	-11.1
11.106	16.0	Peak	20.8	36.8	48.0	-11.2
19.874	15.7	Peak	20.9	36.6	48.0	-11.4
10.377	15.8	Peak	20.8	36.6	48.0	-11.4
10.905	15.8	Peak	20.8	36.6	48.0	-11.4
18.819	15.6	Peak	20.9	36.5	48.0	-11.5
11.357	15.5	Peak	20.8	36.3	48.0	-11.7

**Northwest EMC, Inc., Radiated and Conducted Emissions Data Sheets**

Rev 3.3  
10/09/99

EUT: <b>HLX561</b>	Serial Number: <b>1</b>	Job Number: <b>FUKU0007</b>	Date: <b>03/06/01</b>
Manufacturer: <b>Fukuda Denshi</b>	Test Engineer: <b>James Tilley</b>	Job Site: <b>SU01</b>	
Customer Reference Number:	Software:	Power:	
Comments: <b>120V/60Hz. Transmitter mounted in DS-5100E (s/n:28100751). 3 Lead ECG cable. Hi channel.</b>			
		Temperature (°C): <b>22</b>	% Humidity: <b>33</b>
<b>Test System</b>			
<b>Test Equipment</b>			

FCC Part 15 Class B Conducted Emissions Limits - Low Line



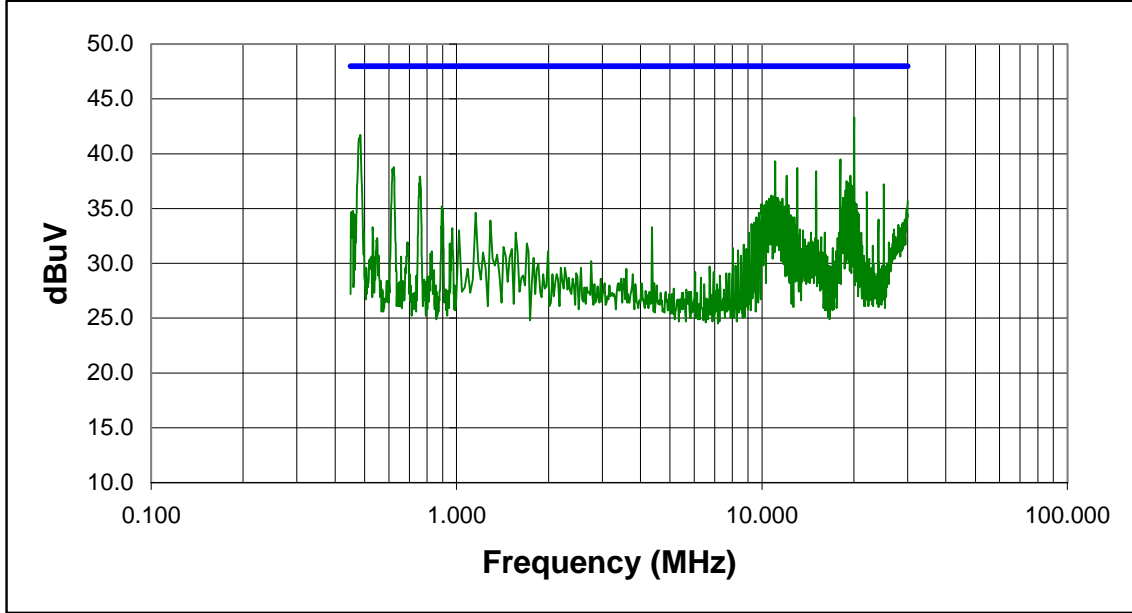
Frequency (MHz)	Meter Reading (dBuV)	Detector	Correction Factor (dB)	Adjusted Level (dBuV)	Specification Limit (dBuV)	Margin (dB)
20.052	23.4	Peak	20.9	44.3	48.0	-3.7
0.482	21.5	Peak	20.0	41.5	48.0	-6.5
13.065	18.3	Peak	20.9	39.2	48.0	-8.8
0.623	19.1	Peak	20.0	39.1	48.0	-8.9
15.050	17.5	Peak	20.9	38.4	48.0	-9.6
0.761	18.0	Peak	20.0	38.0	48.0	-10.0
18.065	17.1	Peak	20.9	38.0	48.0	-10.0
19.146	16.9	Peak	20.9	37.8	48.0	-10.2
19.523	16.9	Peak	20.9	37.8	48.0	-10.2
12.060	16.8	Peak	20.8	37.6	48.0	-10.4
0.758	17.5	Peak	20.0	37.5	48.0	-10.5
19.874	16.5	Peak	20.9	37.4	48.0	-10.6
19.698	16.1	Peak	20.9	37.0	48.0	-11.0
18.970	16.1	Peak	20.9	37.0	48.0	-11.0
19.322	16.0	Peak	20.9	36.9	48.0	-11.1
25.050	15.9	Peak	21.0	36.9	48.0	-11.1
11.055	16.0	Peak	20.8	36.8	48.0	-11.2
11.533	15.9	Peak	20.8	36.7	48.0	-11.3
10.729	15.9	Peak	20.8	36.7	48.0	-11.3
18.794	15.7	Peak	20.9	36.6	48.0	-11.4

**Northwest EMC, Inc., Radiated and Conducted Emissions Data Sheets**

Rev 3.3  
10/09/99

EUT: <b>HLX561</b>	Serial Number: <b>1</b>	Job Number: <b>FUKU0007</b>	Date: <b>03/06/01</b>
Manufacturer: <b>Fukuda Denshi</b>	Test Engineer: <b>James Tilley</b>	Job Site: <b>SU01</b>	
Customer Reference Number:	Software:	Power:	
Comments: <b>120V/60Hz. Transmitter mounted in DS-5100E (s/n:28100751). 3 Lead ECG cable. Mid channel.</b>			
		Temperature (°C): <b>22</b>	% Humidity: <b>33</b>
<b>Test System</b>			
<b>Test Equipment</b>			

FCC Part 15 Class B Conducted Emissions Limits - Low Line



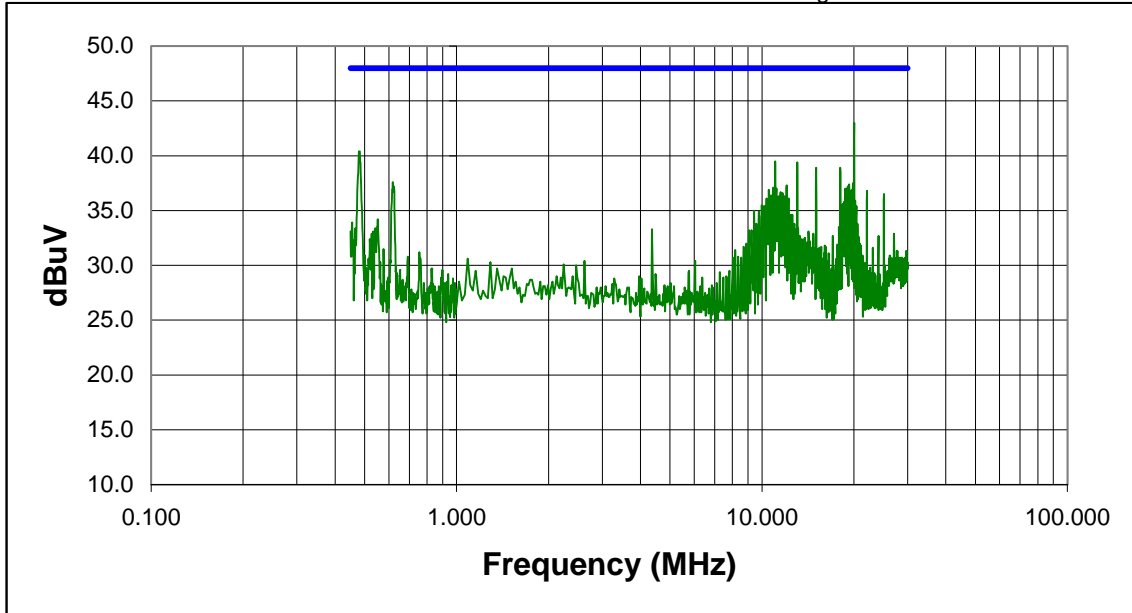
Frequency (MHz)	Meter Reading (dBuV)	Detector	Correction Factor (dB)	Adjusted Level (dBuV)	Specification Limit (dBuV)	Margin (dB)
20.052	22.4	Peak	20.9	43.3	48.0	-4.7
0.483	21.7	Peak	20.0	41.7	48.0	-6.3
0.484	21.7	Peak	20.0	41.7	48.0	-6.3
18.065	18.6	Peak	20.9	39.5	48.0	-8.5
11.055	18.5	Peak	20.8	39.3	48.0	-8.7
0.622	18.8	Peak	20.0	38.8	48.0	-9.2
13.065	17.8	Peak	20.9	38.7	48.0	-9.3
0.616	18.6	Peak	20.0	38.6	48.0	-9.4
15.050	17.5	Peak	20.9	38.4	48.0	-9.6
12.060	17.2	Peak	20.8	38.0	48.0	-10.0
19.497	17.1	Peak	20.9	38.0	48.0	-10.0
0.759	17.9	Peak	20.0	37.9	48.0	-10.1
0.758	17.9	Peak	20.0	37.9	48.0	-10.1
18.945	16.6	Peak	20.9	37.5	48.0	-10.5
19.322	16.5	Peak	20.9	37.4	48.0	-10.6
25.050	16.2	Peak	21.0	37.2	48.0	-10.8
19.121	16.2	Peak	20.9	37.1	48.0	-10.9
19.673	16.2	Peak	20.9	37.1	48.0	-10.9
19.849	15.8	Peak	20.9	36.7	48.0	-11.3
18.769	15.8	Peak	20.9	36.7	48.0	-11.3

**Northwest EMC, Inc., Radiated and Conducted Emissions Data Sheets**

Rev 3.3  
10/09/99

EUT: <b>HLX561</b>	Serial Number: <b>1</b>	Job Number: <b>FUKU0007</b>	Date: <b>03/06/01</b>
Manufacturer: <b>Fukuda Denshi</b>	Test Engineer: <b>James Tilley</b>	Job Site: <b>SU01</b>	
Customer Reference Number:	Software:	Power:	
Comments: <b>120V/60Hz. Transmitter mounted in DS-5100E (s/n:28100751). 3 Lead ECG cable. Mid channel.</b>			
		Temperature (°C): <b>22</b>	% Humidity: <b>33</b>
<b>Test System</b>			
<b>Test Equipment</b>			

FCC Part 15 Class B Conducted Emissions Limits - High Line



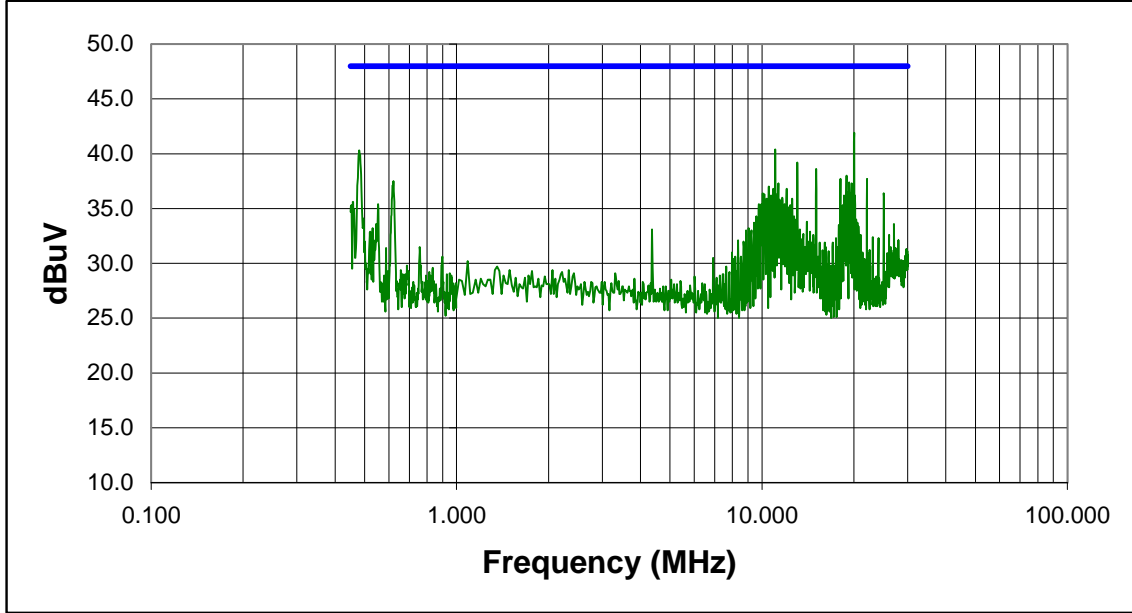
Frequency (MHz)	Meter Reading (dBuV)	Detector	Correction Factor (dB)	Adjusted Level (dBuV)	Specification Limit (dBuV)	Margin (dB)
20.052	22.1	Peak	20.9	43.0	48.0	-5.0
0.479	20.4	Peak	20.0	40.4	48.0	-7.6
11.055	18.7	Peak	20.8	39.5	48.0	-8.5
0.484	19.4	Peak	20.0	39.4	48.0	-8.6
13.065	18.5	Peak	20.9	39.4	48.0	-8.6
18.040	18.0	Peak	20.9	38.9	48.0	-9.1
15.050	18.0	Peak	20.9	38.9	48.0	-9.1
0.618	17.6	Peak	20.0	37.6	48.0	-10.4
19.849	16.6	Peak	20.9	37.5	48.0	-10.5
19.296	16.5	Peak	20.9	37.4	48.0	-10.6
12.060	16.5	Peak	20.8	37.3	48.0	-10.7
0.623	17.2	Peak	20.0	37.2	48.0	-10.8
19.121	16.3	Peak	20.9	37.2	48.0	-10.8
10.880	16.3	Peak	20.8	37.1	48.0	-10.9
11.156	16.2	Peak	20.8	37.0	48.0	-11.0
18.945	16.1	Peak	20.9	37.0	48.0	-11.0
18.744	16.1	Peak	20.9	37.0	48.0	-11.0
10.528	16.1	Peak	20.8	36.9	48.0	-11.1
19.648	16.0	Peak	20.9	36.9	48.0	-11.1
22.056	15.9	Peak	20.9	36.8	48.0	-11.2

**Northwest EMC, Inc., Radiated and Conducted Emissions Data Sheets**

Rev 3.3  
10/09/99

EUT: <b>HLX561</b>	Serial Number: <b>1</b>	Job Number: <b>FUKU0007</b>	Date: <b>03/06/01</b>
Manufacturer: <b>Fukuda Denshi</b>	Test Engineer: <b>James Tilley</b>	Job Site: <b>SU01</b>	
Customer Reference Number:	Software:	Power:	
Comments: <b>120V/60Hz. Transmitter mounted in DS-5100E (s/n:28100751). 3 Lead ECG cable. Low channel.</b>			
		Temperature (°C): <b>22</b>	% Humidity: <b>33</b>
<b>Test System</b>			
<b>Test Equipment</b>			

FCC Part 15 Class B Conducted Emissions Limits - High Line



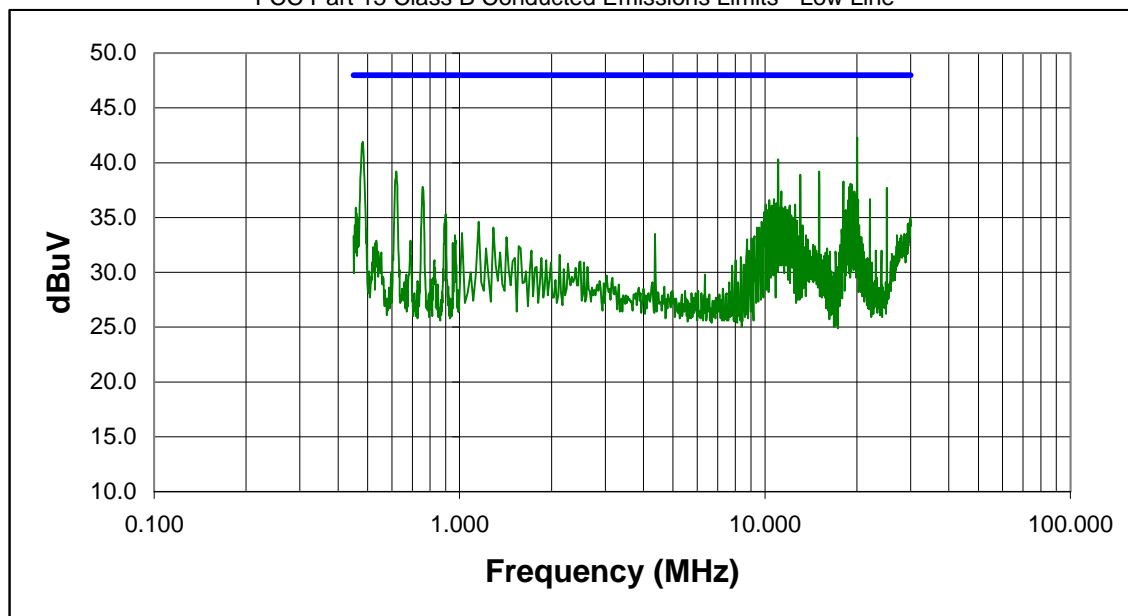
Frequency (MHz)	Meter Reading (dBuV)	Detector	Correction Factor (dB)	Adjusted Level (dBuV)	Specification Limit (dBuV)	Margin (dB)
20.052	21.0	Peak	20.9	41.9	48.0	-6.1
11.055	19.6	Peak	20.8	40.4	48.0	-7.6
0.480	20.3	Peak	20.0	40.3	48.0	-7.7
13.065	18.3	Peak	20.9	39.2	48.0	-8.8
15.050	17.7	Peak	20.9	38.6	48.0	-9.4
18.920	17.1	Peak	20.9	38.0	48.0	-10.0
18.065	16.8	Peak	20.9	37.7	48.0	-10.3
22.056	16.8	Peak	20.9	37.7	48.0	-10.3
0.621	17.5	Peak	20.0	37.5	48.0	-10.5
19.271	16.5	Peak	20.9	37.4	48.0	-10.6
19.648	16.4	Peak	20.9	37.3	48.0	-10.7
11.307	16.5	Peak	20.8	37.3	48.0	-10.7
10.528	16.2	Peak	20.8	37.0	48.0	-11.0
10.880	16.0	Peak	20.8	36.8	48.0	-11.2
12.060	16.0	Peak	20.8	36.8	48.0	-11.2
19.824	15.9	Peak	20.9	36.8	48.0	-11.2
19.070	15.6	Peak	20.9	36.5	48.0	-11.5
25.050	15.4	Peak	21.0	36.4	48.0	-11.6
10.050	15.6	Peak	20.8	36.4	48.0	-11.6
19.447	15.5	Peak	20.9	36.4	48.0	-11.6

**Northwest EMC, Inc., Radiated and Conducted Emissions Data Sheets**

Rev 3.3  
10/09/99

EUT: <b>HLX561</b>	Serial Number: <b>1</b>	Job Number: <b>FUKU0007</b>	Date: <b>03/06/01</b>
Manufacturer: <b>Fukuda Denshi</b>	Test Engineer: <b>James Tilley</b>	Job Site: <b>SU01</b>	
Customer Reference Number:	Software:	Power:	
Comments: <b>120V/60Hz. Transmitter mounted in DS-5100E (s/n:28100751). 3 Lead ECG cable. Low channel.</b>			
		Temperature (°C): <b>22</b>	% Humidity: <b>33</b>
<b>Test System</b>			
<b>Test Equipment</b>			

FCC Part 15 Class B Conducted Emissions Limits - Low Line



Frequency (MHz)	Meter Reading (dBuV)	Detector	Correction Factor (dB)	Adjusted Level (dBuV)	Specification Limit (dBuV)	Margin (dB)
20.052	21.4	Peak	20.9	42.3	48.0	-5.7
0.482	21.9	Peak	20.0	41.9	48.0	-6.1
11.055	19.5	Peak	20.8	40.3	48.0	-7.7
0.619	19.2	Peak	20.0	39.2	48.0	-8.8
15.050	18.3	Peak	20.9	39.2	48.0	-8.8
13.065	18.0	Peak	20.9	38.9	48.0	-9.1
18.065	17.4	Peak	20.9	38.3	48.0	-9.7
19.045	17.2	Peak	20.9	38.1	48.0	-9.9
19.246	17.1	Peak	20.9	38.0	48.0	-10.0
0.758	17.8	Peak	20.0	37.8	48.0	-10.2
18.894	16.9	Peak	20.9	37.8	48.0	-10.2
25.076	16.7	Peak	21.0	37.7	48.0	-10.3
0.761	17.5	Peak	20.0	37.5	48.0	-10.5
11.307	16.6	Peak	20.8	37.4	48.0	-10.6
19.623	16.5	Peak	20.9	37.4	48.0	-10.6
19.447	16.3	Peak	20.9	37.2	48.0	-10.8
19.824	15.9	Peak	20.9	36.8	48.0	-11.2
19.121	15.8	Peak	20.9	36.7	48.0	-11.3
22.056	15.8	Peak	20.9	36.7	48.0	-11.3
10.704	15.9	Peak	20.8	36.7	48.0	-11.3