



ATTACHMENT C to File No.: T35340-00

Photo documentation – Test Setup
Model: WRTZ1500 and Antenna 520 10073

- Conducted emission – A4:




- 20 dB bandwidth – MB:




ATTACHMENT C to File No.: T35340-00

- Maximum peak conducted output power – CPC2:



- Spurious RF conducted emissions - SEC1, SEC2 and SEC3:



ATTACHMENT C to File No.: T35340-00


- Spurious radiated emissions in restricted bands - SER 1, SER 2, SER 3:
- Radiated emissions: - SER2, SER3

Open area test site




ATTACHMENT C to File No.: T35340-00

Data connection between EuT and PC




Anechoic chamber



ATTACHMENT C to File No.: T35340-00

- Dwell Time – DC:
- Channel Separation – MB:
- Quantity of Hopping Channels – MB:
- Time of channel occupancy – DC:



mikes