

Figure 8.1QS 4000 XT Antennas Showing Location of T3605 Universal Transmitter Board and Separate Model CP663-02 Power Supply.







Figure 8.2QS 4000 XT Antennas Showing Location of R3505 Universal Receiver Board.

5.0 CONDUCTED AND RADIATED MEASUREMENT PHOTOS

5.1 Conducted Measurement Photos



5.2 Radiated Measurement Photos

