

ATTACHMENT C to File No.: T36888-00

Photo documentation – Test Setup
Model: E10 RF RFID ECO VARIANT

- Conducted Emission – A4:




- Field strength of the fundamental wave – CPR1:



ATTACHMENT C to File No.: T36888-00

- Maximum peak conducted output power – CPC 2:



- Spurious emissions (Magnetic field) 9 kHz – 30 MHz – SER1:



ATTACHMENT C to File No.: T36888-00

- Radiated emissions (electric field) 30 MHz – 1 GHz – SER2:



mikes


ATTACHMENT C to File No.: T36888-00

- Spurious radiated emissions in restricted bands – SER 1, SER 2, SER 3

Open area test site




Anechoic chamber




ATTACHMENT C to File No.: T36888-00

- Ferrite Locations
 - o Master:



- o Sub-Master:



ATTACHMENT C to File No.: T36888-00**Ferrite Locations:****Master**

1. Patch-Cable, 10058880, KITAGAWA SFC-4 or GRFC-4, Würth 7427114 or 7288828, KITAGAWA SFC-10 or GRFC-10, Würth 7427122
2. RX-3 and RX-4 Coax antenna cables, 10058880, KITAGAWA SFC-4 or GRFC-4, Würth 7427114
3. DC cable from 24V PSU, 7288828, KITAGAWA SFC-10 or GRFC-10, Würth 7427122
4. DC cable from 12V PSU, 7288828, KITAGAWA SFC-10 or GRFC-10, Würth 7427122
5. Coupler PCB Cable, add two ferrites with one turn through the ferrite, Würth 7427113
6. Secondary lamp and buzzer cabler, 7288828, KITAGAWA SFC-10 or GRFC-10, Würth 7427122 with 4 turns through the ferrite

SUB-Master

1. Patch-Cable, 10058880, KITAGAWA SFC-4 or GRFC-4, Würth 7427114 or 7288828, KITAGAWA SFC-10 or GRFC-10, Würth 7427122
2. RX-3 and RX-4 Coax antenna cables, 10058880, KITAGAWA SFC-4 or GRFC-4, Würth 7427114
3. Secondary lamp and buzzer cabler, 7288828, KITAGAWA SFC-10 or GRFC-10, Würth 7427122 with 4 turns through the ferrite
4. Coupler PCB Cable, add two ferrites with one turn through the ferrite, Würth 7427113