

Measurement Results

1-7794/18-01-06_Annex_MR_A_1

[Test logging](#)

This addendum is electronically signed and valid without handwritten signature.
For verification of the electronic signatures, the public keys can be requested at the testing laboratory.

Document authorized:

Jörg Warken
Lab Manager
Radio Communications & EMC

Table of Content

IUT Summary	3
1. FCC Part 15.247 Maximum Peak Conducted Output Power DTS ~ Generic 2G4	4
2. FCC Part 15.247 Bandwidth 6dB DTS ~ Generic 2G4	11
3. FCC Part 15.247 Peak Power Spectral Density DTS ~ Generic 2G4	15
4. FCC Part 15.247 Bandwidth 99PCT-20dB ~ Generic 2G4	19
5. FCC Part 15.247 TX Spurious Conducted ~ Generic 2G4	26
6. FCC Part 15.247 Restricted Band Edge Conducted Peak DTS ~ Generic 2G4	30

IUT Summary

IUT DEFINITION	
Manufacturer	Sennheiser electronic GmbH & Co. KG
Type	RX Pedal
Serial No.	NI
Setup No.	NI
SW Version	0.041
HW Version	580842
Comment 1	NI
Comment 2	NI

IUT Common Settings	
Tlow [°C]	-10
Tmid [°C]	23
Thigh [°C]	55
Vlow [V]	9
Vmid [V]	12
Vhigh [V]	15
Imax [A]	1
Auto Control enabled Power Supply Climatic Box	Yes Yes
Antenna Gain [dBi]	0
Additional Path Loss [dB]	1.2

IUT Common Settings 2G4 Init Values from IUT file	
Hopping supported	No
Frequency low [MHz]	2403
Frequency mid [MHz]	2443
Frequency high [MHz]	2481
Burst length [ms]	1
Nominal Bandwidth [MHz]	1.5
User Interaction	Yes

1. FCC Part 15.247 Maximum Peak Conducted Output Power DTS ~ Generic 2G4

Test References	
TC Start	14.05.2019 10:34:13
System Version	1.0.0.15
Test Specification	FCC Part 15.247
Test Method	DTS: KDB 558074 D01 V05 - Chapter 8.3.1.1 RBW ≥ DTS Bandwidth
Class / TC Version / TC ID	TC_VM_FCC15247_Maximum_Peak_Conducted_Output_Power_DTS_V01 Version: 0.0.1 TCID_FCC15247_3
My Description	FCC 15.247 Maximum Peak Output Power Conducted DTS4 - Generic 2G4
Add. Information	

Test Parameter	
Technology to test	Generic 2G4
Antenna Port used	1
Temperature	mid
Voltage	mid
Frequency low to test	True Freq [MHz] 2403
Frequency mid to test	True Freq [MHz] 2443
Frequency high to test	True Freq [MHz] 2481
Pattern	PRBS9
Switched Path	IUT - SignalingUnit - SpectrumAnalyzer
Devices in use	SigBT: Rohde&Schwarz,CMW,1201.0002k75/100683,3.7.70 SA: Rohde&Schwarz,FSV-30,1321.3008K30/103809,3.40

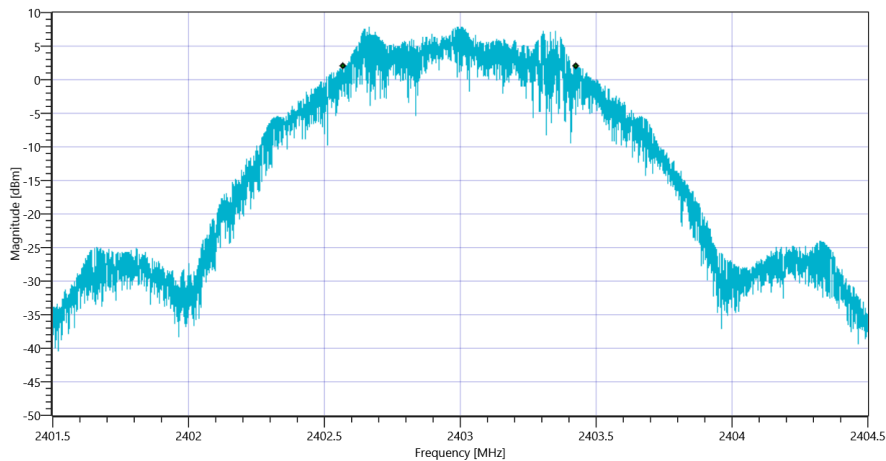
Test at TX 2403 MHz

READ SA SETTINGS:

Ref. Level [dBm]	12.80
Ref. Lev. offs [dB]	11
Input Attenuation [dB]	20
Freq. Start [MHz]	2401.500
Freq. Stop [MHz]	2404.500
Resolution BW. [MHz]	0.100000
Video BW. [MHz]	0.300000
Detector	POS
Sweep Time [ms]	50
Sweep Points/Section	10001
Sweep Count	200
Sweep Mode	MAXH
Used Sweep Type	SWE

RESULT: DTS Bandwidth

Test Description	Lower Limit	Upper Limit	Measured	Unit	Verdict
DTS Bandwidth (6dB)	---	---	858	kHz	Information



Plot_FCC Part 15.247 Maximum Peak Conducted Output Power DTS ~ Generic 2G4 DTS BW _14052019_103457.png

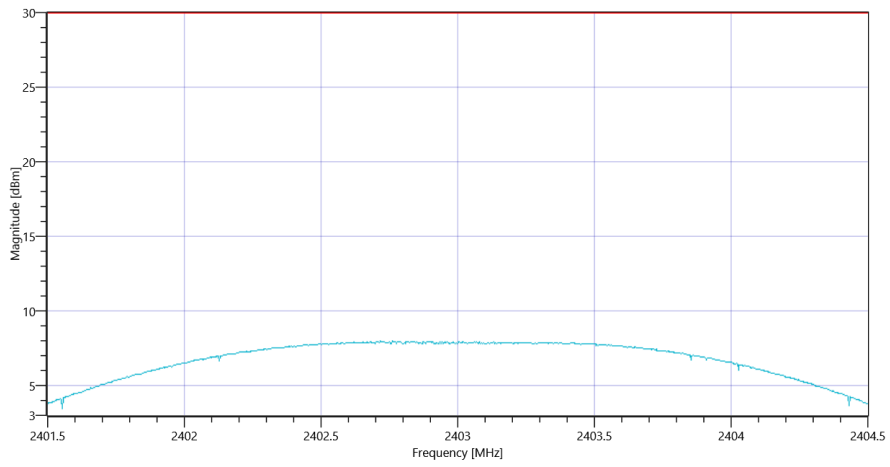
READ SA SETTINGS:

Ref. Level [dBm]	17.80
Ref. Lev. offs [dB]	11
Input Attenuation [dB]	25
Freq. Start [MHz]	2401.500
Freq. Stop [MHz]	2404.500
Resolution BW. [MHz]	2.000000
Video BW. [MHz]	5.000000
Detector	POS
Sweep Time [ms]	50
Sweep Points/Section	1001
Sweep Count	200
Sweep Mode	MAXH
Used Sweep Type	SWE

RESULT: TC_VM_FCC15247_Maximum_Peak_Conducted_Output_Power_DTS_V01

Test Description	Lower Limit	Upper Limit	Measured	Unit	Verdict
Peak Power	---	30.00	7.97	dBm	PASS
Peak Power	---	1000	6.266139	mW	PASS

Frequency at Peak	--	--	2402.718	MHz	Information
-------------------	----	----	----------	-----	-------------



Plot_FCC Part 15.247 Maximum Peak Conducted Output Power DTS ~ Generic 2G4_14052019_103512.png

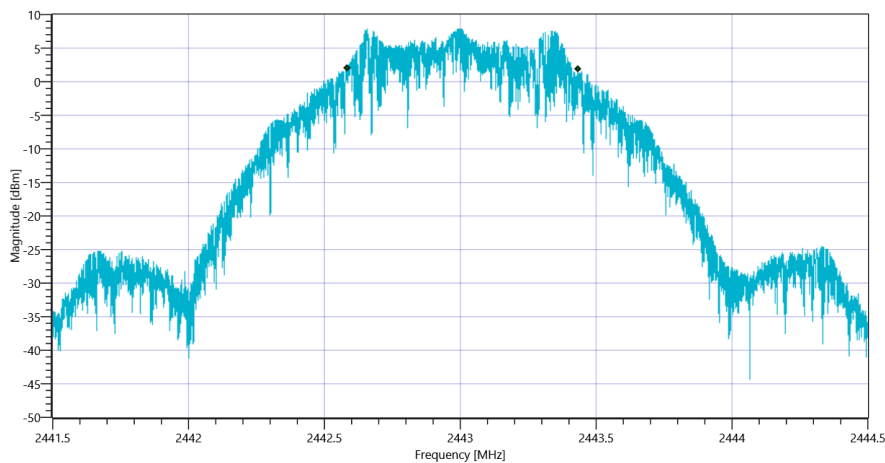
Test at TX 2443 MHz

READ SA SETTINGS:

Ref. Level [dBm]	12.76
Ref. Lev. offs [dB]	11.11
Input Attenuation [dB]	20
Freq. Start [MHz]	2441.500
Freq. Stop [MHz]	2444.500
Resolution BW. [MHz]	0.100000
Video BW. [MHz]	0.300000
Detector	POS
Sweep Time [ms]	50
Sweep Points/Section	10001
Sweep Count	200
Sweep Mode	MAXH
Used Sweep Type	SWE

RESULT: DTS Bandwidth

Test Description	Lower Limit	Upper Limit	Measured	Unit	Verdict
DTS Bandwidth (6dB)	---	---	849	kHz	Information



Plot_FCC Part 15.247 Maximum Peak Conducted Output Power DTS ~ Generic 2G4 DTS BW _14052019_103550.png

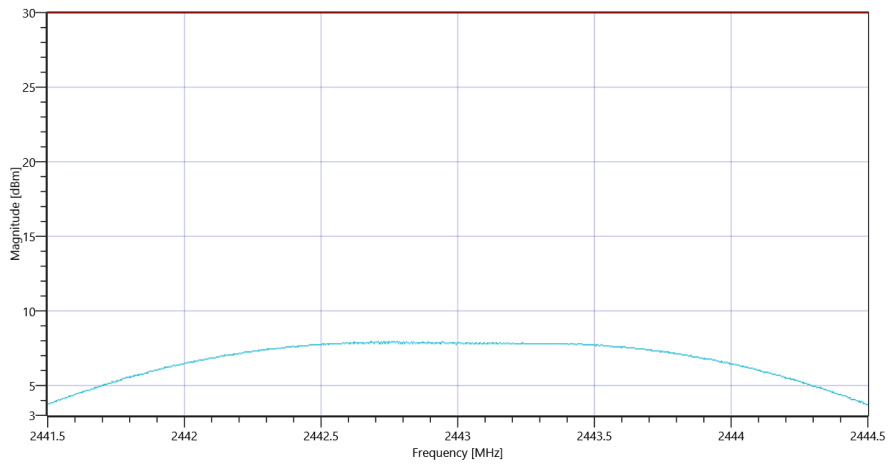
READ SA SETTINGS:

Ref. Level [dBm]	17.76
Ref. Lev. offs [dB]	11.11
Input Attenuation [dB]	25
Freq. Start [MHz]	2441.500
Freq. Stop [MHz]	2444.500
Resolution BW. [MHz]	2.000000
Video BW. [MHz]	5.000000
Detector	POS
Sweep Time [ms]	50
Sweep Points/Section	1001
Sweep Count	200
Sweep Mode	MAXH
Used Sweep Type	SWE

RESULT: TC_VM_FCC15247_Maximum_Peak_Conducted_Output_Power_DTS_V01

Test Description	Lower Limit	Upper Limit	Measured	Unit	Verdict
Peak Power	---	30.00	7.94	dBm	PASS
Peak Power	---	1000	6.223003	mW	PASS

Frequency at Peak	--	--	2442.721	MHz	Information
-------------------	----	----	----------	-----	-------------



Plot_FCC Part 15.247 Maximum Peak Conducted Output Power DTS ~ Generic 2G4_14052019_103605.png

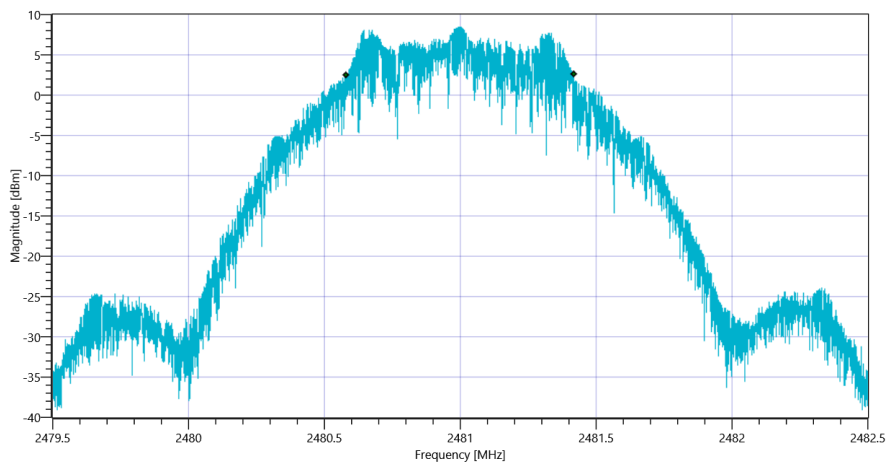
Test at TX 2481 MHz

READ SA SETTINGS:

Ref. Level [dBm]	13.37
Ref. Lev. offs [dB]	11.16
Input Attenuation [dB]	20
Freq. Start [MHz]	2479.500
Freq. Stop [MHz]	2482.500
Resolution BW. [MHz]	0.100000
Video BW. [MHz]	0.300000
Detector	POS
Sweep Time [ms]	50
Sweep Points/Section	10001
Sweep Count	200
Sweep Mode	MAXH
Used Sweep Type	SWE

RESULT: DTS Bandwidth

Test Description	Lower Limit	Upper Limit	Measured	Unit	Verdict
DTS Bandwidth (6dB)	---	---	839	kHz	Information



Plot_FCC Part 15.247 Maximum Peak Conducted Output Power DTS ~ Generic 2G4 DTS BW _14052019_103647.png

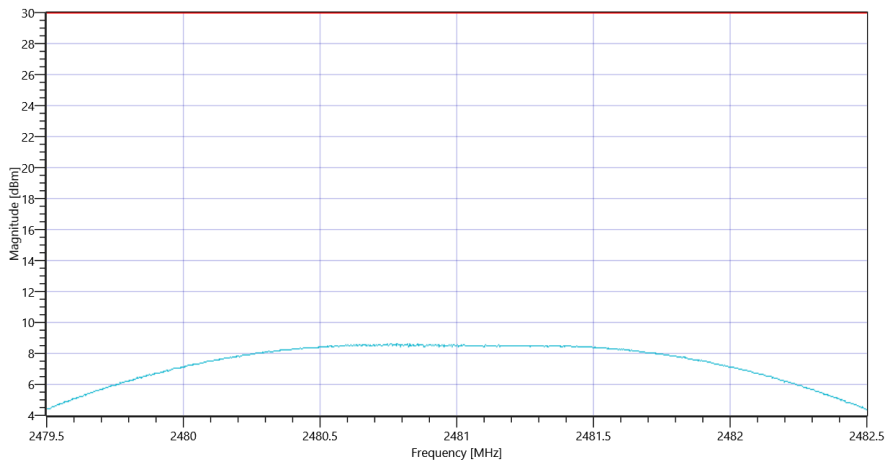
READ SA SETTINGS:

Ref. Level [dBm]	18.37
Ref. Lev. offs [dB]	11.16
Input Attenuation [dB]	25
Freq. Start [MHz]	2479.500
Freq. Stop [MHz]	2482.500
Resolution BW. [MHz]	2.000000
Video BW. [MHz]	5.000000
Detector	POS
Sweep Time [ms]	50
Sweep Points/Section	1001
Sweep Count	200
Sweep Mode	MAXH
Used Sweep Type	SWE

RESULT: TC_VM_FCC15247_Maximum_Peak_Conducted_Output_Power_DTS_V01

Test Description	Lower Limit	Upper Limit	Measured	Unit	Verdict
Peak Power	---	30.00	8.6	dBm	PASS
Peak Power	---	1000	7.24436	mW	PASS

Frequency at Peak	--	--	2480.757	MHz	Information
-------------------	----	----	----------	-----	-------------



Plot_FCC Part 15.247 Maximum Peak Conducted Output Power DTS ~ Generic 2G4_14052019_103702.png

TEST FINISHED		
General Verdict	14.05.2019 10:37:02 / RT: 169 s	PASS

2. FCC Part 15.247 Bandwidth 6dB DTS ~ Generic 2G4

Test References	
TC Start	14.05.2019 10:37:06
System Version	1.0.0.15
Test Specification	FCC Part 15.247
Test Method	DTS: KDB 558074 D01 V05 - Chapter 8.2 DTS Bandwidth
Class / TC Version / TC ID	TC_VM_FCC15247_Bandwidth_6dB_DTS_V01 Version: 0.0.1 TCID_FCC15247_1
My Description	FCC 15.247 Bandwidth 6dB DTS - Generic 2G4
Add. Information	

Test Parameter	
Technology to test	Generic 2G4
Antenna Port used	1
Temperature	mid
Voltage	mid
Frequency low to test	True Freq [MHz] 2403
Frequency mid to test	True Freq [MHz] 2443
Frequency high to test	True Freq [MHz] 2481
Pattern	PRBS9
Switched Path	IUT - SignalingUnit - SpectrumAnalyzer
Devices in use	SigBT: Rohde&Schwarz,CMW,1201.0002k75/100683,3.7.70 SA: Rohde&Schwarz,FSV-30,1321.3008K30/103809,3.40

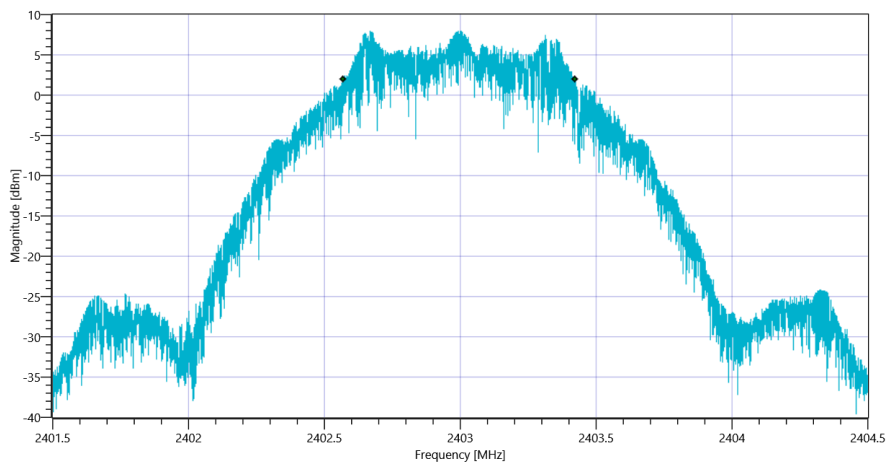
Test at TX 2403 MHz

READ SA SETTINGS:

Ref. Level [dBm]	12.86
Ref. Lev. offs [dB]	11
Input Attenuation [dB]	20
Freq. Start [MHz]	2401.500
Freq. Stop [MHz]	2404.500
Resolution BW. [MHz]	0.100000
Video BW. [MHz]	0.300000
Detector	POS
Sweep Time [ms]	50
Sweep Points/Section	10001
Sweep Count	200
Sweep Mode	MAXH
Used Sweep Type	SWE

RESULT: TC_VM_FCC15247_Bandwidth_6dB_DTS_V01

Test Description	Lower Limit	Upper Limit	Measured	Unit	Verdict
DTS Bandwidth (6dB)	500	---	854	kHz	PASS



Plot_FCC Part 15.247 Bandwidth 6dB DTS ~ Generic 2G4_14052019_103812.png

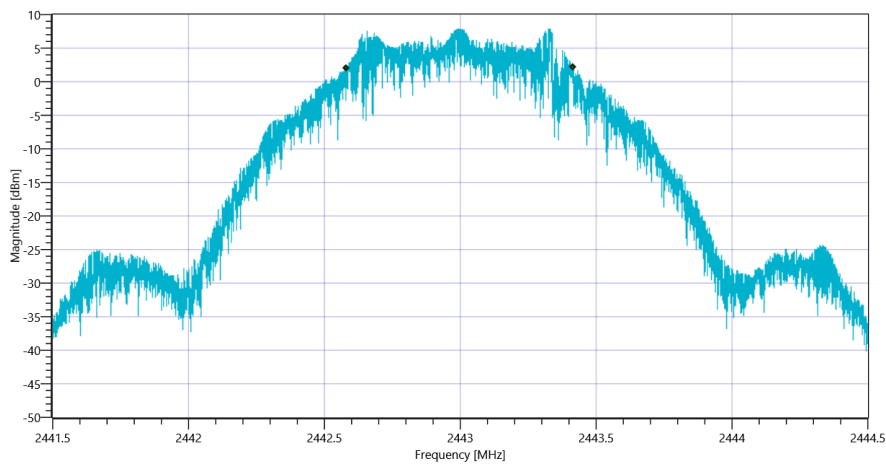
Test at TX 2443 MHz

READ SA SETTINGS:

Ref. Level [dBm]	12.75
Ref. Lev. offs [dB]	11.11
Input Attenuation [dB]	20
Freq. Start [MHz]	2441.500
Freq. Stop [MHz]	2444.500
Resolution BW. [MHz]	0.100000
Video BW. [MHz]	0.300000
Detector	POS
Sweep Time [ms]	50
Sweep Points/Section	10001
Sweep Count	200
Sweep Mode	MAXH
Used Sweep Type	SWE

RESULT: TC_VM_FCC15247_Bandwidth_6dB_DTS_V01

Test Description	Lower Limit	Upper Limit	Measured	Unit	Verdict
DTS Bandwidth (6dB)	500	---	834	kHz	PASS



Plot_FCC Part 15.247 Bandwidth 6dB DTS ~ Generic 2G4_14052019_103850.png

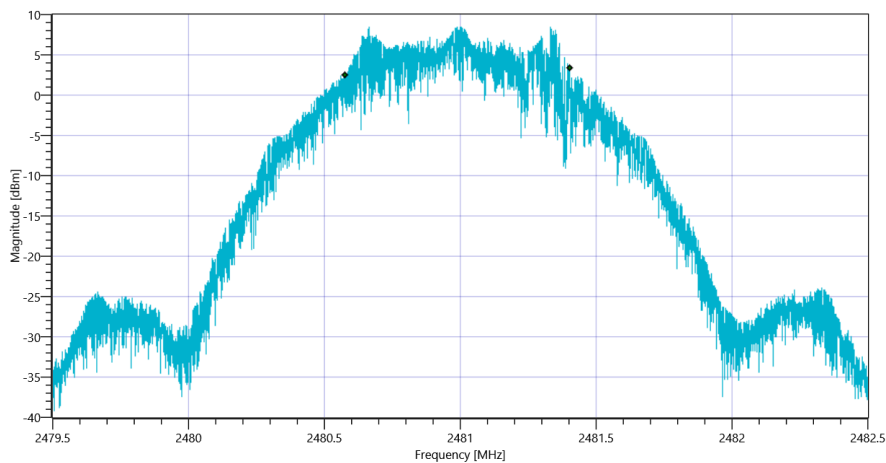
Test at TX 2481 MHz

READ SA SETTINGS:

Ref. Level [dBm]	13.37
Ref. Lev. offs [dB]	11.16
Input Attenuation [dB]	20
Freq. Start [MHz]	2479.500
Freq. Stop [MHz]	2482.500
Resolution BW. [MHz]	0.100000
Video BW. [MHz]	0.300000
Detector	POS
Sweep Time [ms]	50
Sweep Points/Section	10001
Sweep Count	200
Sweep Mode	MAXH
Used Sweep Type	SWE

RESULT: TC_VM_FCC15247_Bandwidth_6dB_DTS_V01

Test Description	Lower Limit	Upper Limit	Measured	Unit	Verdict
DTS Bandwidth (6dB)	500	---	827	kHz	PASS



TEST FINISHED

General Verdict

14.05.2019 10:39:36 / RT: 149 s

PASS

3. FCC Part 15.247 Peak Power Spectral Density DTS ~ Generic 2G4

Test References	
TC Start	14.05.2019 10:39:40
System Version	1.0.0.15
Test Specification	FCC Part 15.247
Test Method	DTS: KDB 558074 D01 V05 - Chapter 8.4 DTS maximum power spectral density level in the fundamental emission
Class / TC Version / TC ID	TC_VM_FCC15247_Peak_Power_Spectral_Density_DTS_V01 Version: 0.0.1 TCID_FCC15247_6
My Description	FCC 15.247 Peak Power Spectral Density DTS - Generic 2G4
Add. Information	

Test Parameter	
Technology to test	Generic 2G4
Antenna Port used	1
Temperature	mid
Voltage	mid
Frequency low to test	True Freq [MHz] 2403
Frequency mid to test	True Freq [MHz] 2443
Frequency high to test	True Freq [MHz] 2481
Pattern	PRBS9
Switched Path	IUT - SignalingUnit - SpectrumAnalyzer
Devices in use	SigBT: Rohde&Schwarz,CMW,1201.0002k75/100683,3.7.70 SA: Rohde&Schwarz,FSV-30,1321.3008K30/103809,3.40

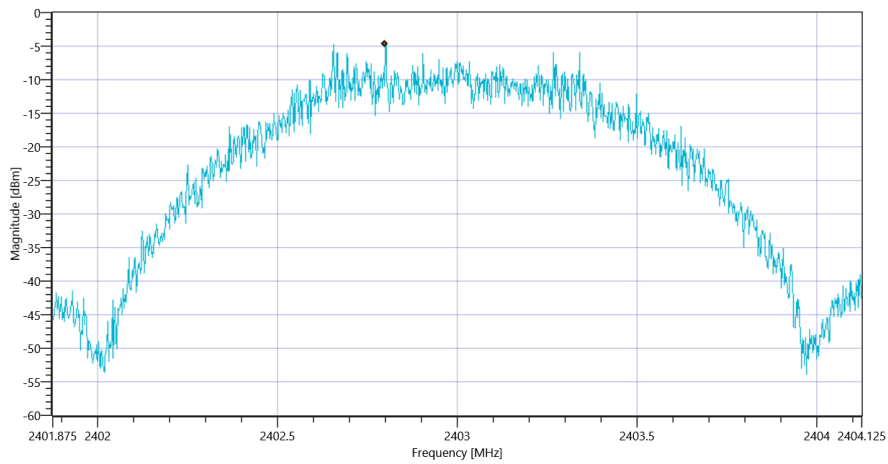
Test at TX 2403 MHz

READ SA SETTINGS:

Ref. Level [dBm]	12.90
Ref. Lev. offs [dB]	11
Input Attenuation [dB]	20
Freq. Start [MHz]	2401.875
Freq. Stop [MHz]	2404.125
Resolution BW. [MHz]	0.003000
Video BW. [MHz]	0.010000
Detector	POS
Sweep Time [ms]	1000
Sweep Points/Section	1001
Sweep Count	100
Sweep Mode	MAXH
Used Sweep Type	SWE

RESULT: TC_VM_FCC15247_Peak_Power_Spectral_Density_DTS_V01

Test Description	Lower Limit	Upper Limit	Measured	Unit	Verdict
Max Peak power Density	---	8	-4.7	dBm/3KHz	PASS



Plot_FCC Part 15.247 Peak Power Spectral Density DTS ~ Generic 2G4_14052019_104201.png

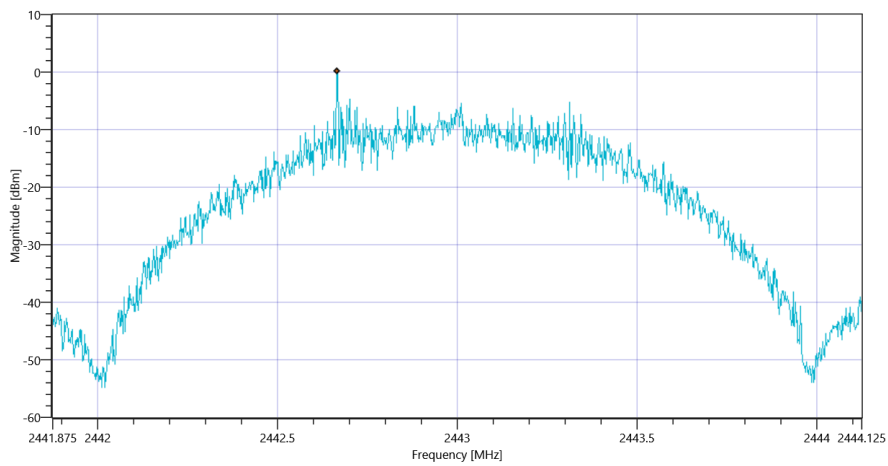
Test at TX 2443 MHz

READ SA SETTINGS:

Ref. Level [dBm]	12.75
Ref. Lev. offs [dB]	11.11
Input Attenuation [dB]	20
Freq. Start [MHz]	2441.875
Freq. Stop [MHz]	2444.125
Resolution BW. [MHz]	0.003000
Video BW. [MHz]	0.010000
Detector	POS
Sweep Time [ms]	1000
Sweep Points/Section	1001
Sweep Count	100
Sweep Mode	MAXH
Used Sweep Type	SWE

RESULT: TC_VM_FCC15247_Peak_Power_Spectral_Density_DTS_V01

Test Description	Lower Limit	Upper Limit	Measured	Unit	Verdict
Max Peak power Density	---	8	0.04	dBm/3KHz	PASS



Plot_FCC Part 15.247 Peak Power Spectral Density DTS ~ Generic 2G4_14052019_104428.png

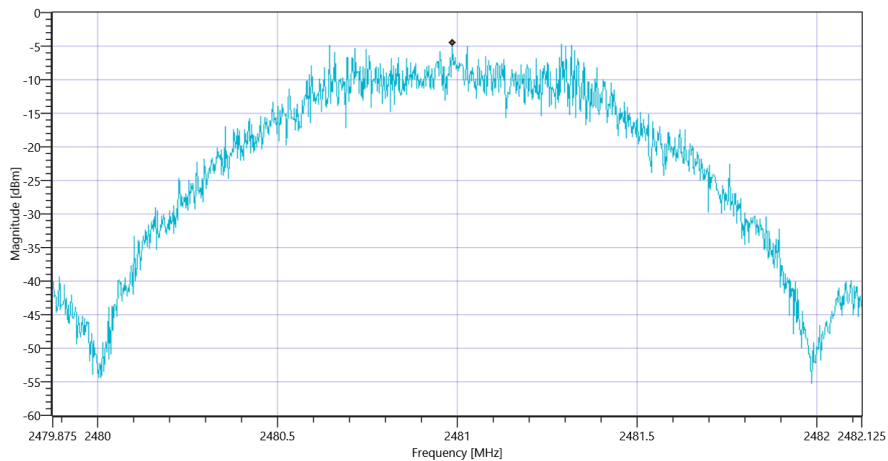
Test at TX 2481 MHz

READ SA SETTINGS:

Ref. Level [dBm]	13.39
Ref. Lev. offs [dB]	11.16
Input Attenuation [dB]	20
Freq. Start [MHz]	2479.875
Freq. Stop [MHz]	2482.125
Resolution BW. [MHz]	0.003000
Video BW. [MHz]	0.010000
Detector	POS
Sweep Time [ms]	1000
Sweep Points/Section	1001
Sweep Count	100
Sweep Mode	MAXH
Used Sweep Type	SWE

RESULT: TC_VM_FCC15247_Peak_Power_Spectral_Density_DTS_V01

Test Description	Lower Limit	Upper Limit	Measured	Unit	Verdict
Max Peak power Density	---	8	-4.55	dBm/3KHz	PASS



Plot_FCC Part 15.247 Peak Power Spectral Density DTS ~ Generic 2G4_14052019_104639.png

TEST FINISHED

General Verdict

14.05.2019 10:46:39 / RT: 419 s

PASS

4. FCC Part 15.247 Bandwidth 99PCT-20dB ~ Generic 2G4

Test References	
TC Start	14.05.2019 10:46:43
System Version	1.0.0.15
Test Specification	FCC Part 15.247
Test Method	
Class / TC Version / TC ID	TC_VM_FCC15247_Bandwidth_99PCT_20dB_DTS_FHSS_V01 Version: 0.0.2 TCID_FCC15247_2
My Description	FCC 15.247 Bandwidth 99PCT-20dB DTS - Generic 2G4
Add. Information	

Test Parameter	
Technology to test	Generic 2G4
Antenna Port used	1
Temperature	mid
Voltage	mid
Frequency low to test	True Freq [MHz] 2403
Frequency mid to test	True Freq [MHz] 2443
Frequency high to test	True Freq [MHz] 2481
Pattern	PRBS9
Switched Path	IUT - SignalingUnit - SpectrumAnalyzer
Devices in use	SigBT: Rohde&Schwarz,CMW,1201.0002k75/100683,3.7.70 SA: Rohde&Schwarz,FSV-30,1321.3008K30/103809,3.40

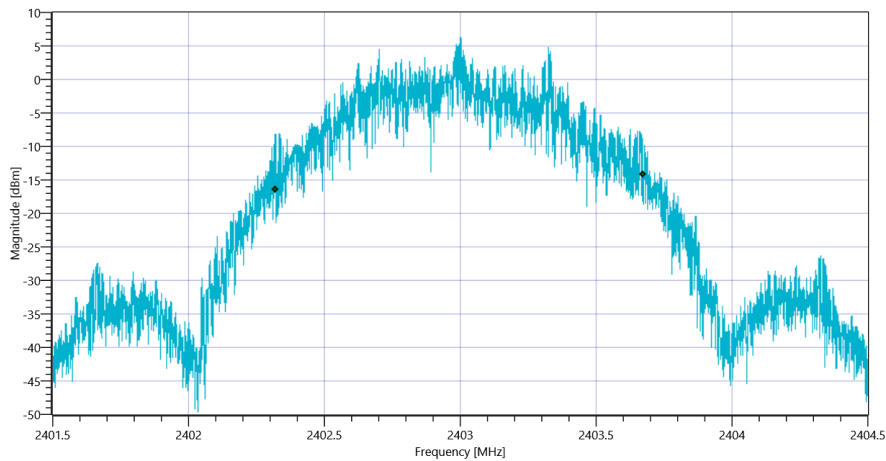
Test at TX 2403 MHz

READ SA SETTINGS:

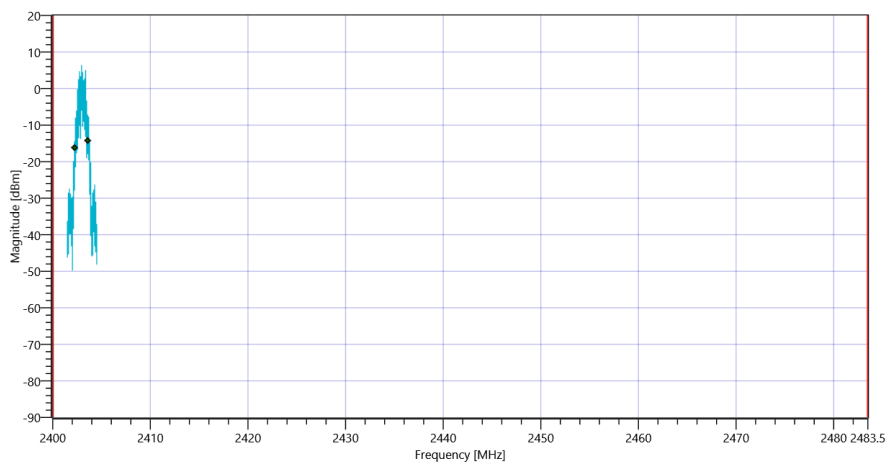
Ref. Level [dBm]	12.88
Ref. Lev. offs [dB]	11
Input Attenuation [dB]	20
Freq. Start [MHz]	2401.500
Freq. Stop [MHz]	2404.500
Resolution BW. [MHz]	0.030000
Video BW. [MHz]	0.100000
Detector	POS
Sweep Time [ms]	50
Sweep Points/Section	10001
Sweep Count	200
Sweep Mode	MAXH
Used Sweep Type	SWE

RESULT: TC_VM_FCC15247_Bandwidth_99PCT_20dB_DTS_FHSS_V01

Test Description	Lower Limit	Upper Limit	Measured	Unit	Verdict
Bandwidth 99%	---	---	1352	kHz	Information
T1 99%	2400.000000	---	2402.3212	MHz	PASS
T2 99%	---	2483.500000	2403.6731	MHz	PASS

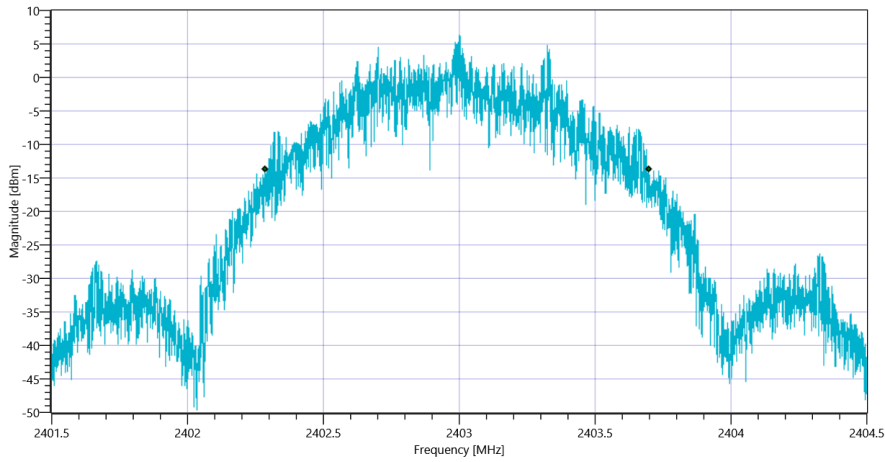


Plot_FCC Part 15.247 Bandwidth 99PCT-20dB ~ Generic 2G4 99PCT_14052019_104734.png

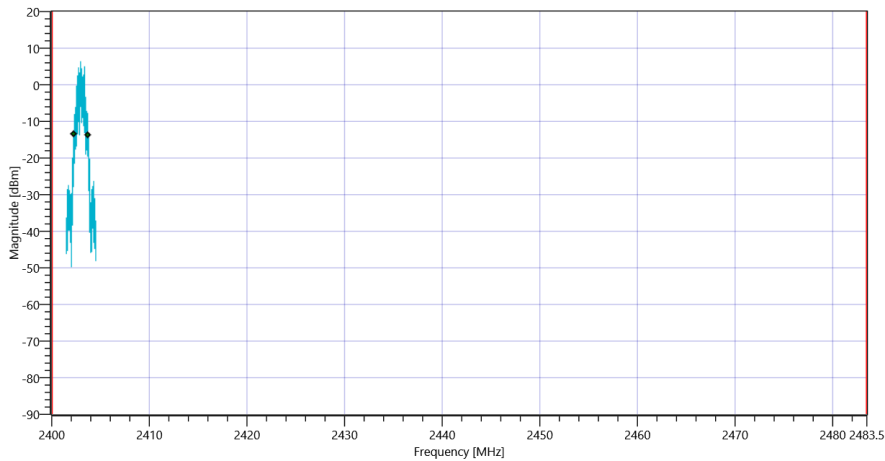


Plot_FCC Part 15.247 Bandwidth 99PCT-20dB ~ Generic 2G4_14052019_104737.png

RESULT: TC_VM_FCC15247_Bandwidth_99PCT_20dB_DTS_FHSS_V01					
Test Description	Lower Limit	Upper Limit	Measured	Unit	Verdict
Bandwidth 20dB	---	---	1412	kHz	Information
T1 20dB	2400.000000	---	2402.2857	MHz	PASS
T2 20dB	---	2483.500000	2403.6975	MHz	PASS



Plot_FCC Part 15.247 Bandwidth 99PCT-20dB ~ Generic 2G4 20dB_14052019_104741.png



Plot_FCC Part 15.247 Bandwidth 99PCT-20dB ~ Generic 2G4_14052019_104744.png

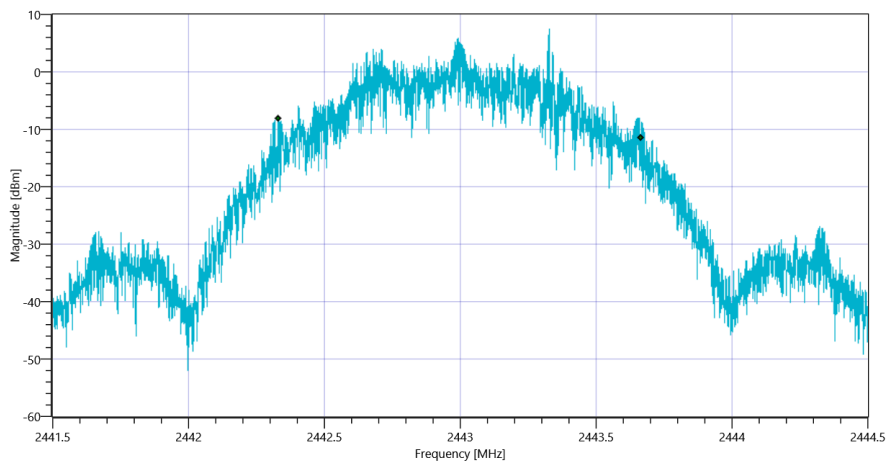
Test at TX 2443 MHz

READ SA SETTINGS:

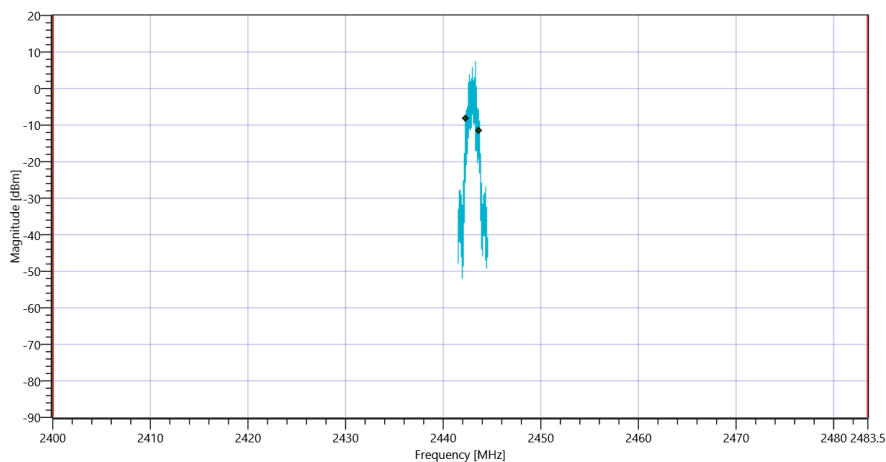
Ref. Level [dBm]	12.73
Ref. Lev. offs [dB]	11.11
Input Attenuation [dB]	20
Freq. Start [MHz]	2441.500
Freq. Stop [MHz]	2444.500
Resolution BW. [MHz]	0.030000
Video BW. [MHz]	0.100000
Detector	POS
Sweep Time [ms]	50
Sweep Points/Section	10001
Sweep Count	200
Sweep Mode	MAXH
Used Sweep Type	SWE

RESULT: TC_VM_FCC15247_Bandwidth_99PCT_20dB_DTS_FHSS_V01

Test Description	Lower Limit	Upper Limit	Measured	Unit	Verdict
Bandwidth 99%	---	---	1335	kHz	Information
T1 99%	2400.000000	---	2442.3293	MHz	PASS
T2 99%	---	2483.500000	2443.6641	MHz	PASS

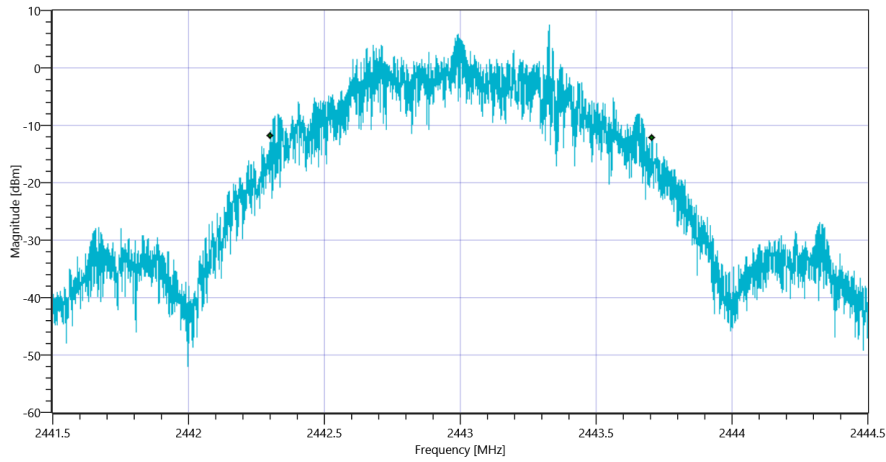


Plot_FCC Part 15.247 Bandwidth 99PCT-20dB ~ Generic 2G4 99PCT_14052019_104826.png

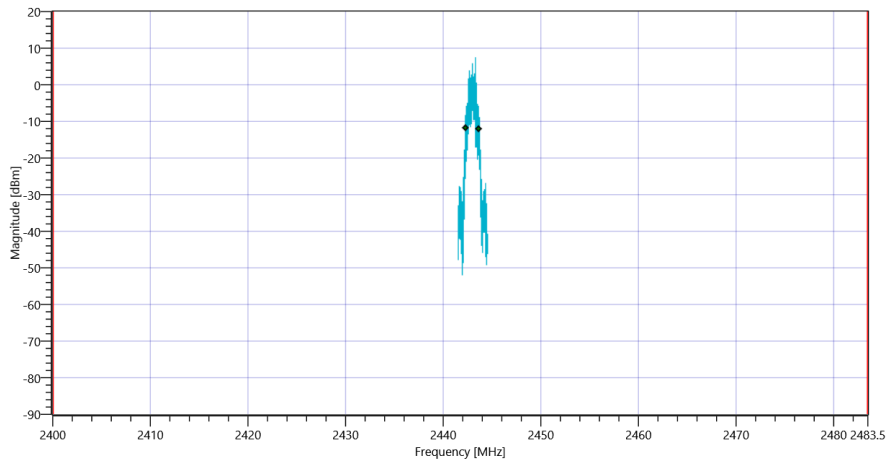


Plot_FCC Part 15.247 Bandwidth 99PCT-20dB ~ Generic 2G4_14052019_104829.png

RESULT: TC_VM_FCC15247_Bandwidth_99PCT_20dB_DTS_FHSS_V01					
Test Description	Lower Limit	Upper Limit	Measured	Unit	Verdict
Bandwidth 20dB	---	---	1405	kHz	Information
T1 20dB	2400.000000	---	2442.3019	MHz	PASS
T2 20dB	---	2483.500000	2443.7068	MHz	PASS



Plot_FCC Part 15.247 Bandwidth 99PCT-20dB ~ Generic 2G4 20dB_14052019_104832.png



Plot_FCC Part 15.247 Bandwidth 99PCT-20dB ~ Generic 2G4_14052019_104835.png

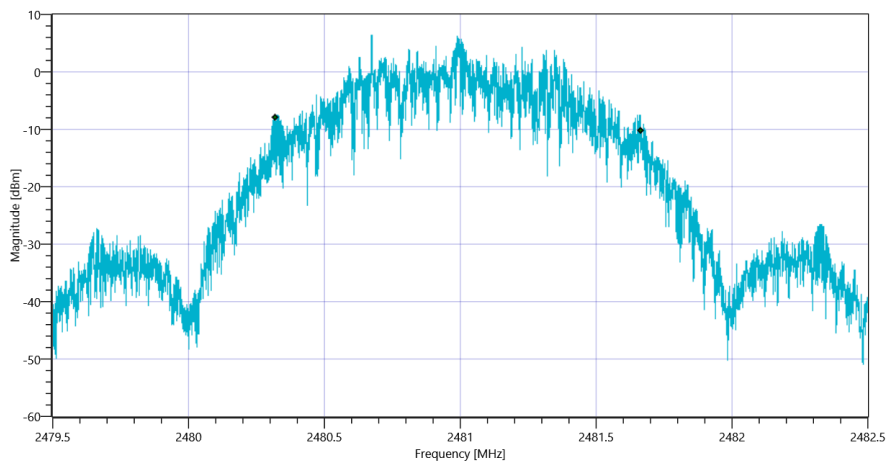
Test at TX 2481 MHz

READ SA SETTINGS:

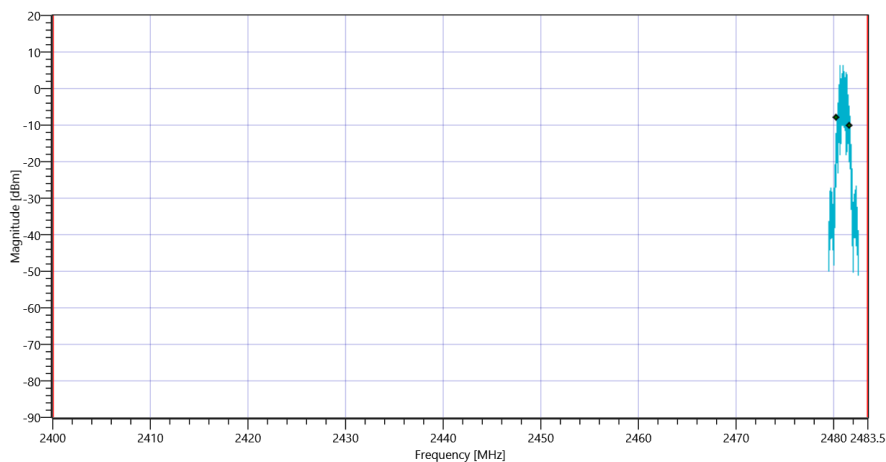
Ref. Level [dBm]	13.38
Ref. Lev. offs [dB]	11.16
Input Attenuation [dB]	20
Freq. Start [MHz]	2479.500
Freq. Stop [MHz]	2482.500
Resolution BW. [MHz]	0.030000
Video BW. [MHz]	0.100000
Detector	POS
Sweep Time [ms]	50
Sweep Points/Section	10001
Sweep Count	200
Sweep Mode	MAXH
Used Sweep Type	SWE

RESULT: TC_VM_FCC15247_Bandwidth_99PCT_20dB_DTS_FHSS_V01

Test Description	Lower Limit	Upper Limit	Measured	Unit	Verdict
Bandwidth 99%	---	---	1347	kHz	Information
T1 99%	2400.000000	---	2480.3197	MHz	PASS
T2 99%	---	2483.500000	2481.6665	MHz	PASS



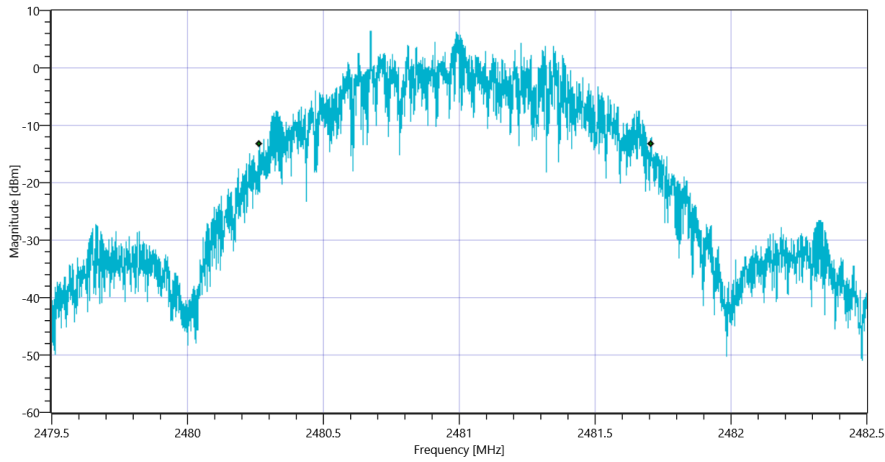
Plot_FCC Part 15.247 Bandwidth 99PCT-20dB ~ Generic 2G4 99PCT_14052019_104913.png



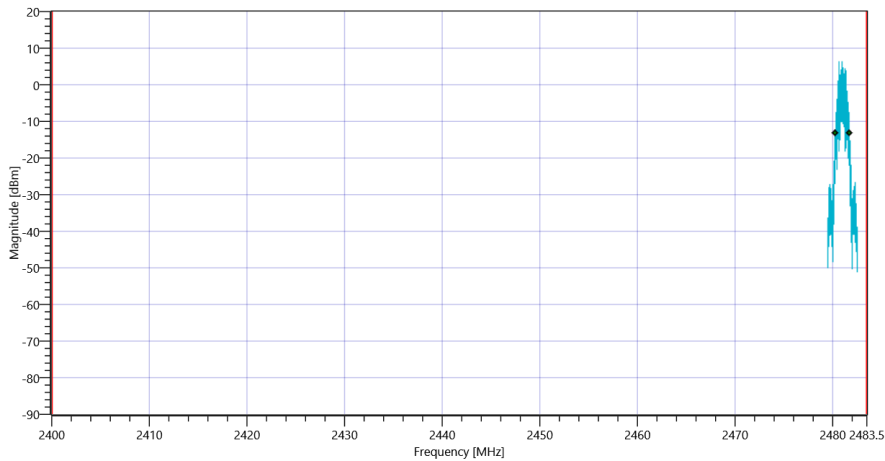
Plot_FCC Part 15.247 Bandwidth 99PCT-20dB ~ Generic 2G4_14052019_104916.png

RESULT: TC_VM_FCC15247_Bandwidth_99PCT_20dB_DTS_FHSS_V01

Test Description	Lower Limit	Upper Limit	Measured	Unit	Verdict
Bandwidth 20dB	---	---	1443	kHz	Information
T1 20dB	2400.000000	---	2480.2644	MHz	PASS
T2 20dB	---	2483.500000	2481.7071	MHz	PASS



Plot_FCC Part 15.247 Bandwidth 99PCT-20dB ~ Generic 2G4 20dB_14052019_104920.png



Plot_FCC Part 15.247 Bandwidth 99PCT-20dB ~ Generic 2G4_14052019_104923.png

TEST FINISHED

General Verdict

14.05.2019 10:49:23 / RT: 160 s

PASS

5. FCC Part 15.247 TX Spurious Conducted ~ Generic 2G4

Test References	
TC Start	14.05.2019 10:51:17
System Version	1.0.0.15
Test Specification	FCC Part 15.247
Test Method	IF DTS then 8.5 DTS emissions in non-restricted frequency bands: Subclause 11.11 of ANSI C63.10 is applicable.
Class / TC Version / TC ID	TC_VM_FCC15247_TX_Emissions_Conducted_V01 Version: 0.0.1 TCID_FCC15247_8
My Description	FCC 15.247 TX Emissions Conducted DTS - Generic 2G4
Add. Information	

Test Parameter	
Technology to test	Generic 2G4
Antenna Port used	1
Temperature	mid
Voltage	mid
Frequency low to test	True Freq [MHz] 2403
Frequency mid to test	True Freq [MHz] 2443
Frequency high to test	True Freq [MHz] 2481
Pattern	PRBS9
Switched Path	IUT - SignalingUnit - SpectrumAnalyzer
Devices in use	SigBT: Rohde&Schwarz,CMW,1201.0002k75/100683,3.7.70 SA: Rohde&Schwarz,FSV-30,1321.3008K30/103809,3.40

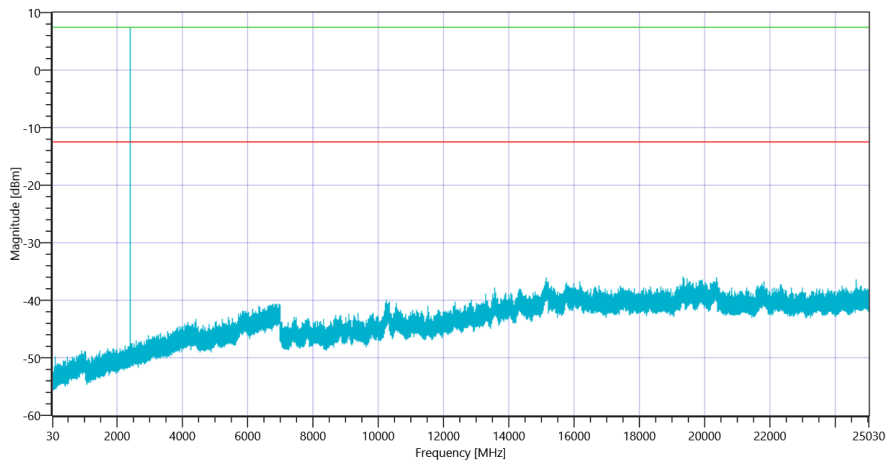
Test at TX 2403 MHz

READ SA SETTINGS:

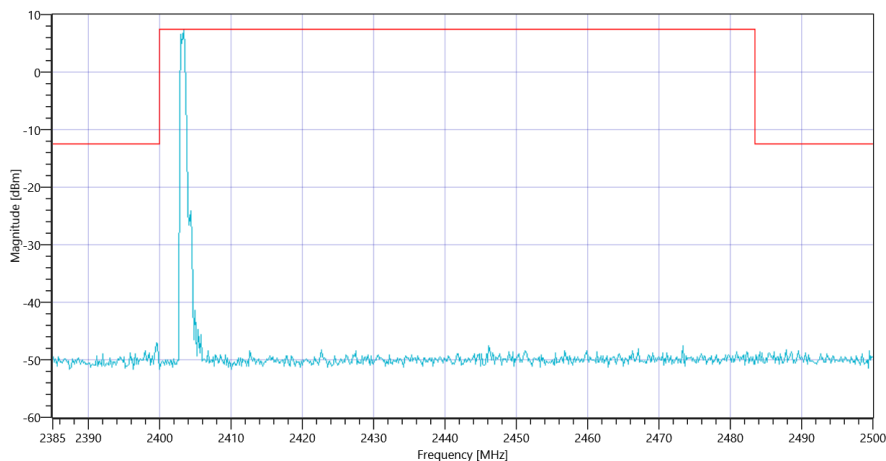
Ref. Level [dBm]	13.19
Resolution BW. [MHz]	0.100000
Video BW. [MHz]	0.300000
Detector	POS
Sweep Time [ms]	500
Sweep Points/Section	3001
Sweep Count	40
Sweep Mode	MAXH
Used Sweep Type	SWE

RESULT: TC_VM_FCC15247_TX_Emissions_Conducted_V01

Test Description	Lower Limit	Upper Limit	Measured	Unit	Verdict
Reference @ 2403.33 MHz	---	---	7.46	dBm	Information
No peaks detected	---	---			PASS



Plot_FCC Part 15.247 TX Spurious Conducted ~ Generic 2G4 2403_14052019_111102.png



Plot_FCC Part 15.247 TX Spurious Conducted ~ Generic 2G4 2403_14052019_111104.png

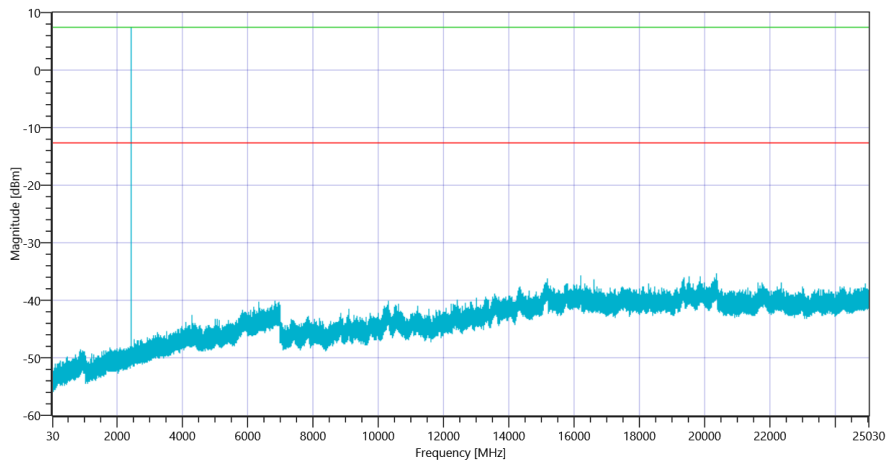
Test at TX 2443 MHz

READ SA SETTINGS:

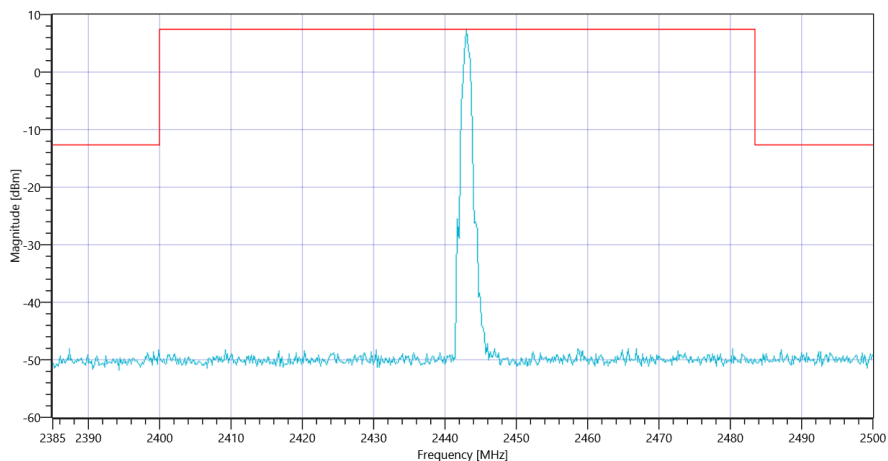
Ref. Level [dBm]	13.12
Resolution BW. [MHz]	0.100000
Video BW. [MHz]	0.300000
Detector	POS
Sweep Time [ms]	500
Sweep Points/Section	3001
Sweep Count	40
Sweep Mode	MAXH
Used Sweep Type	SWE

RESULT: TC_VM_FCC15247_TX_Emissions_Conducted_V01

Test Description	Lower Limit	Upper Limit	Measured	Unit	Verdict
Reference @ 2443.00 MHz	---	---	7.40	dBm	Information
No peaks detected	---	---			PASS



Plot_FCC Part 15.247 TX Spurious Conducted ~ Generic 2G4 2443_14052019_113038.png



Plot_FCC Part 15.247 TX Spurious Conducted ~ Generic 2G4 2443_14052019_113041.png

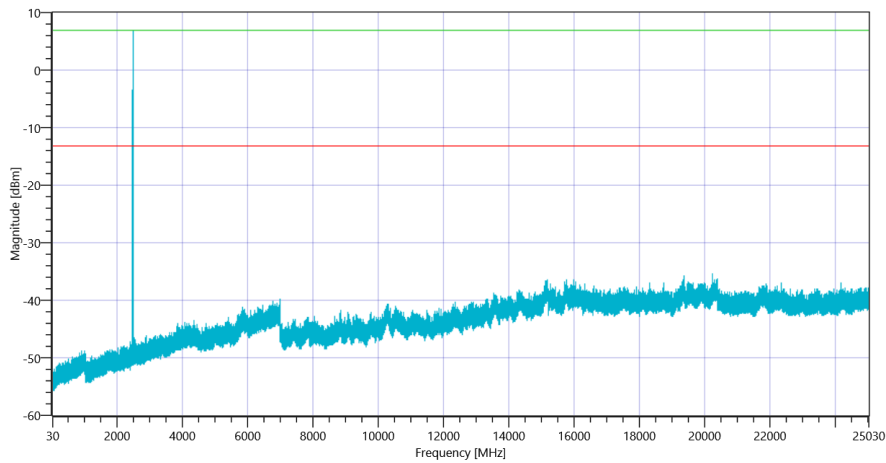
Test at TX 2481 MHz

READ SA SETTINGS:

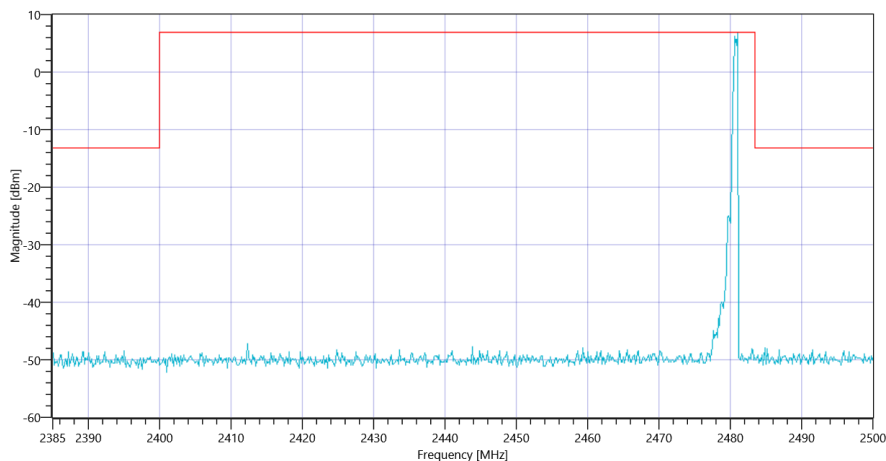
Ref. Level [dBm]	13.59
Resolution BW. [MHz]	0.100000
Video BW. [MHz]	0.300000
Detector	POS
Sweep Time [ms]	500
Sweep Points/Section	3001
Sweep Count	40
Sweep Mode	MAXH
Used Sweep Type	SWE

RESULT: TC_VM_FCC15247_TX_Emissions_Conducted_V01

Test Description	Lower Limit	Upper Limit	Measured	Unit	Verdict
Reference @ 2481.00 MHz	---	---	6.83	dBm	Information
No peaks detected	---	---			PASS



Plot_FCC Part 15.247 TX Spurious Conducted ~ Generic 2G4 2481_14052019_115138.png



Plot_FCC Part 15.247 TX Spurious Conducted ~ Generic 2G4 2481_14052019_115140.png

TEST FINISHED

General Verdict	14.05.2019 11:51:41 / RT: 3623 s	PASS
-----------------	----------------------------------	------

6. FCC Part 15.247 Restricted Band Edge Conducted Peak DTS ~ Generic 2G4

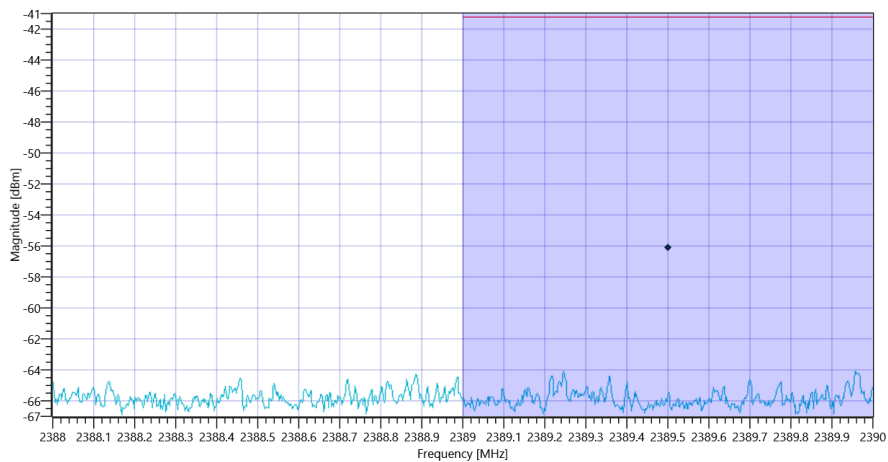
Test References	
TC Start	14.05.2019 11:54:00
System Version	1.0.0.15
Test Specification	FCC Part 15.247
Test Method	DTS: KDB 558074 D01 V05 - 8.7.3 Integration Method; ANSI C63.10-2013 11.13.3.2 Peak Detection
Class / TC Version / TC ID	TC_VM_FCC15247_Restricted_Band_Edge_Conducted_Peak_V01 Version: 0.0.1 TCID_FCC15247_7
My Description	FCC 15.247 Restricted Band Edge Conducted Peak DTS - Generic 2G4
Add. Information	

Test Parameter	
Technology to test	Generic 2G4
Antenna Port used	1
Temperature	mid
Voltage	mid
Frequency low to test	True Freq [MHz] 2403
Frequency mid to test	False Freq [MHz] 2443
Frequency high to test	True Freq [MHz] 2481
Pattern	PRBS9
Switched Path	IUT - SignalingUnit - SpectrumAnalyzer
Devices in use	SigBT: Rohde&Schwarz,CMW,1201.0002k75/100683,3.7.70 SA: Rohde&Schwarz,FSV-30,1321.3008K30/103809,3.40

Test at TX 2403 MHz

READ SA SETTINGS:	
Ref. Level [dBm]	12.89
Ref. Lev. offs [dB]	11
Input Attenuation [dB]	20
Freq. Start [MHz]	2388.000
Freq. Stop [MHz]	2390.000
Resolution BW. [MHz]	0.100000
Video BW. [MHz]	0.005000
Detector	POS
Sweep Time [ms]	3
Sweep Points/Section	1001
Sweep Count	2000
Sweep Mode	MAXH
Used Sweep Type	SWE
Marker Method	Band Power

RESULT: TC_VM_FCC15247_Restricted_Band_Edge_Conducted_Peak_V01					
Test Description	Lower Limit	Upper Limit	Measured	Unit	Verdict
Band Power without Antenna Gain	---	-41.23	-56.1	dBm	Information
Band Power incl. Antenna Gain	---	-41.23	-56.1	dBm	PASS



Plot_FCC Part 15.247 Restricted Band Edge Conducted Peak DTS ~ Generic 2G4_14052019_115442.png

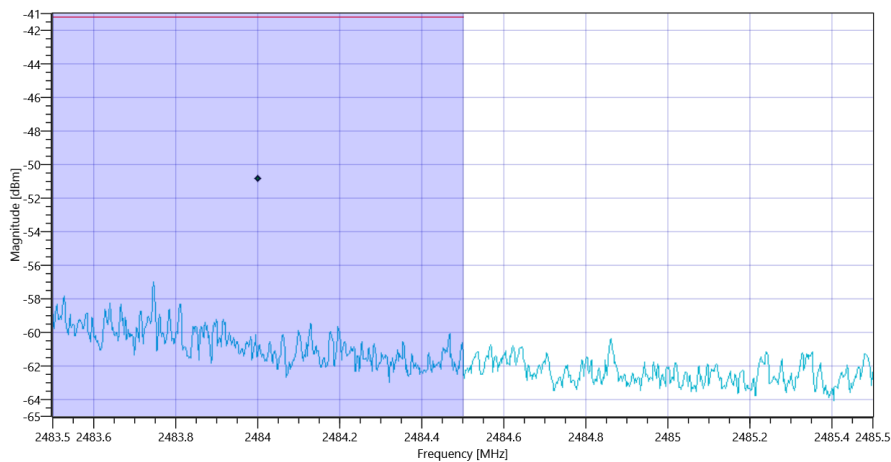
Test at TX 2481 MHz

READ SA SETTINGS:

Ref. Level [dBm]	13.41
Ref. Lev. offs [dB]	11.16
Input Attenuation [dB]	20
Freq. Start [MHz]	2483.500
Freq. Stop [MHz]	2485.500
Resolution BW. [MHz]	0.100000
Video BW. [MHz]	0.005000
Detector	POS
Sweep Time [ms]	3
Sweep Points/Section	1001
Sweep Count	2000
Sweep Mode	MAXH
Used Sweep Type	SWE
Marker Method	Band Power

RESULT: TC_VM_FCC15247_Restricted_Band_Edge_Conducted_Peak_V01

Test Description	Lower Limit	Upper Limit	Measured	Unit	Verdict
Band Power without Antenna Gain	---	-41.23	-50.84	dBm	Information
Band Power incl. Antenna Gain	---	-41.23	-50.84	dBm	PASS



Plot_FCC Part 15.247 Restricted Band Edge Conducted Peak DTS ~ Generic 2G4_14052019_115526.png

TEST FINISHED

General Verdict

14.05.2019 11:55:26 / RT: 85 s

PASS

- END OF DOCUMENT -