




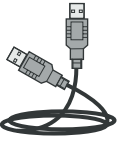
Memory Mic

Quick Guide | Kurzanleitung | Guide rapide | Guida rapida | Guía de inicio rápido | Guia rápida | Beknopte handleiding | Krótka instrukcja obsługi | Snabbguide | Kort vejledning | Πίκαοηje | Γρήγορος οδηγός | Kısa Kılavuz | Краткая инструкция | 快速指南 | 快速使用指南 | クイックガイド | 요약 설명서

In the box



Memory Mic



USB cable

Safety Guide

Quick Guide

Licenses



Memory Mic APP

Wireless audio recording solution for your smartphone

Get more information on
www.sennheiser.com/memorymic

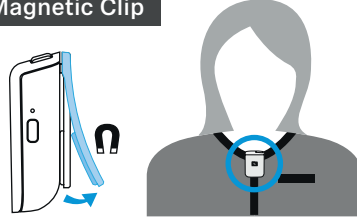
Or download the free Sennheiser app through App Store or Google Play





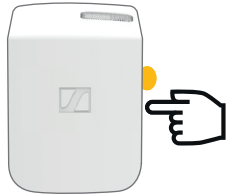

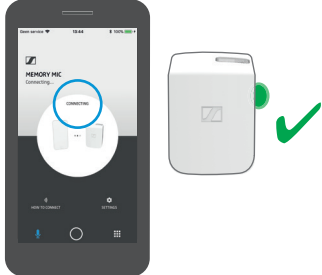



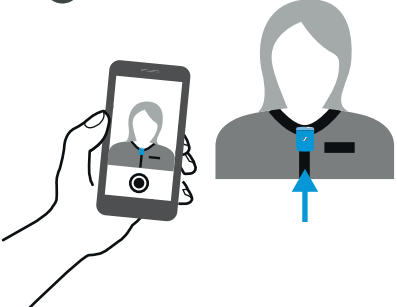

System Requirements

Android: Version 5.1 or later
 iOS: Version 10.2 or later
 Bluetooth® 4.1 with LE or later
 WLAN: IEEE 802.11g/n

Magnetic Clip



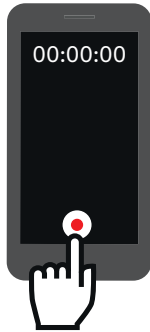
Getting ready

- 1 Activate Bluetooth**

- 2 Start the app**

- 3 Start Memory Mic (LED = ●)**

- 4 Connecting > 2 sec (LED = ●)**


- 5 Initializing**

- 6 Battery status**

- 7 Open recording screen**

- 8 Positioning**


Sennheiser electronic GmbH & Co. KG

Recording


9 Start / Stop recording(s)



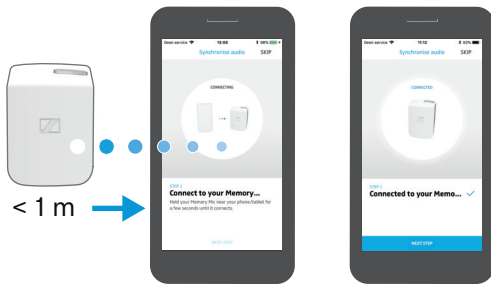
10 Finish session



11 Synchronize audio(s)/video(s)



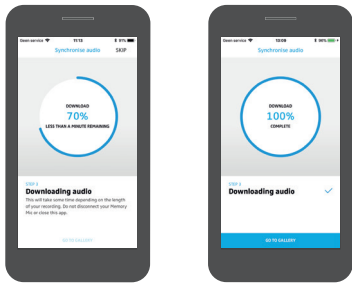
12 Re-connecting



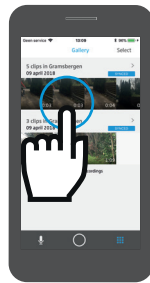
13 Activate



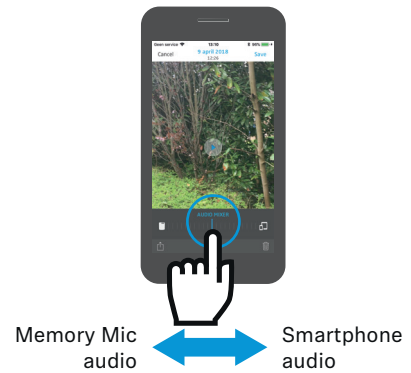
14 Download audio



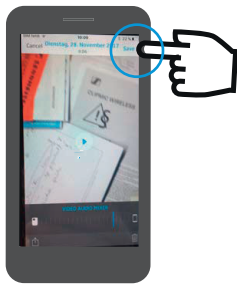
15 Choose video



16 Mix audio



17 Save in App



18 Save video in photos/gallery

