



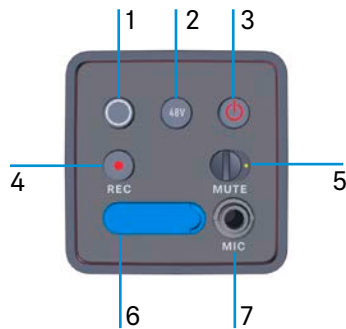
# EW-DP SKP

## Quick Guide




## EW-DP SKP

### Overview:



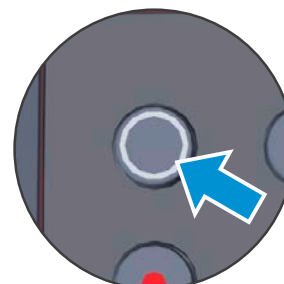
- |                        |                     |                       |
|------------------------|---------------------|-----------------------|
| 1. Sync switch         | 4. Recording switch | 7. 3,5 mm jack socket |
| 2. Switch phantompower | 5. Mute switch      | 8. Battery slot       |
| 3. Power ON/OFF switch | 6. Micro-SD slot    | 9. 3-poles XLR plug   |

### Plug in Handheld Mircophone:



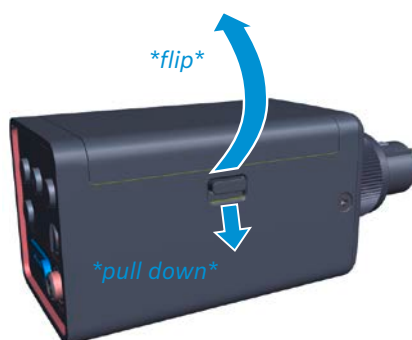
- Plug the handheld transmitter onto the XLR connector
- If a handheld transmitter and a lavalier microphone are connected at the same time, the lavalier microphone has priority

### Synchronise with receiver:



short press

### Power supply/battery:



- Open battery compartment
- Insert two AA batteries or a BA 70 rechargeable battery

### Record:



short press

- Flashes when no SD card is inserted
- Recording continues even when mute is on
- Hold (approx. 10 sec.) to format SD card