

# CETECOM ICT Services GmbH

Radio Satellite Communication

Untertürkheimer Straße 6-10 . D-66117 Saarbrücken

Telefon: +49 (0)681 598-9100

Telefax: -9075

---

RSC11

issue test report consist of

1 Pages

Page 1 (1)

---

## **Akkreditiertes Prüflaboratorium**

**DAR-Registriernummer:  
TTI-P-G 166/98-00 vom 18.09.98**

**Test report nr.: 2\_1848-D/99  
FCC Rule 15.249 / USA  
RS 80**

## Table of Contents

### **1 General information**

#### **1.1 Notes**

#### **1.2 Testing laboratory**

#### **1.3 Details of applicant**

#### **1.4 Application details**

#### **1.5 Test item**

#### **1.6 Test standards**

### **2 Technical test**

#### **2.1 Summary of test results**

#### **2.2 Test report**

### **1 General information**

#### **1.1 Notes**

The test results of this test report relate exclusively to the test item specified in 1.5. The CETECOM ICT Services GmbH does not assume responsibility for any conclusions and generalisations drawn from the test results with regard to other specimens or samples of the type of the equipment represented by the test item. The test report may only be reproduced or published in full. Reproduction or publication of extracts from the report requires the prior written approval of the CETECOM ICT Services GmbH.

# CETECOM ICT Services GmbH

Test report no.: 2\_1848-D/99

Issue Date: 07.12.1999

Page 4 (1)

## 1.2 Testing laboratory

CETECOM ICT Services GmbH

66117 Saarbrücken

Untertürkheimer Straße 6 - 10

Deutschland

Telephone: + 49 681 598 - 9000

Telefax : + 49 681 598 - 9075

E-mail : Michael.Berg@ict.cetecom.de

Internet : www.cetecom.de

**Accredited testing laboratory**

**DAR-registration number : TTI-P-G-166/98-00 vom 18.09.98**

## 1.3 Details of applicant

**Name** : Sennheiser electronic GmbH & Co. KG

**Street** : Am Labor 1

**City** : D-30900 Wedemark

**Country** : Germany

**Telephone** : +49 (0) 5130 / 600-0

**Telefax** : +49 (0) 5130 / 600-324

**Contact** : Mr. Klaus Willemsen

**Telephone:** +49 (0) 5130 / 600-542

## 1.4 Application details

Date of receipt of application : 06.12.99

Date of receipt of test item : 06.12.99

Date of test : 07.12.99

## 1.5 Test item

Type of equipment : Wireless headphone system

Type designation : **RS 80** (consists: T 80 and HDR 80)

Manufacturer : applicant

Street :

City :

Country :

Serial number : -.-

**Additional informations: :**

Frequency : 925, 926, 926.5 MHz / 180KF3E Channel separation: -.- kHz

Number of channels : 3

Antenna : integral antenna

Power supply : Tx: 120V AC / 12-18V DC Rx: 2.4V NC-accu

Type of equipment : -

Unmodulated carrier : -

## 1.6 Test standards: FCC Rule Part 15.249

# CETECOM ICT Services GmbH

---

Test report no.: 2\_1848-D/99

Issue Date: 07.12.1999

Page 4 (1)

---

## 2 Technical test

### 2.1 Summary of test results

**No deviations from the technical specification(s) were ascertained in the course of the tests performed.**

**Technical responsibility for area of testing :**

**23.12.99 RSC8411 Berg M.**

---

**Date**

**Section Name**

**Signature**

**23.12.99 RSC8414 Ames H.**

---

**Date**

**Section Name**

**Signature**

## 2.2 Testreport

**TEST REPORT**

**FCC Rule Part 15.249**

**Test report no. : 2\_1848-D/99**

# CETECOM ICT Services GmbH

Test report no.: 2\_1848-D/99

Issue Date: 07.12.1999

Page 4 (1)

---

## TEST REPORT REFERENCE

## LIST OF MEASUREMENTS

<b>SUBCLAUSE</b>	<b>PARAMETER TO BE MEASURED</b>	<b>PAGE</b>
	<b>Transmitter parameters</b>	
§ 15.249	Field strength of fundamental	7
§ 15.249	Feld strength of harmonics	8
§ 15.209	Emissions radiated outside of the specified frequency bands	9
§ 15.207	Conducted limits	10
	<b>Receiver parameters</b>	
§ 15.209	Spurious radiations - Radiated	11
	<b>Test equipment listing</b>	<b>12</b>
	<b>Photographs of the equipment</b>	<b>14</b>

# CETECOM ICT Services GmbH

Test report nr.: 2\_1848-D/99

Issue Date: 07.12.1999

Page 9 (1)

Equipment under test : T 80  
Ambient temperature : 23°C  
Relative humidity : 46%

## FIELD STRENGTH OF FUNDAMENTIAL

SUBCLAUSE § 15.249 a)

Polarisation of the measurements for the larger power level .: vertical  
Measurement distance 3 m

TEST CONDITIONS		FIELD STRENGTH (mV/m)		
Frequency (MHz)		926.0	925.0	926.5
T <sub>nom</sub> ( 23 )°C	V <sub>nom</sub> ( 120 )V	48.97	48.97	48.97
Maximum deviation from output power under extreme test conditions (dBc)		0.1	0.1	0.1
Measurement uncertainty		±3dB		

## LIMIT

SUBCLAUSE § 15.249 a)

For normal test conditions

Frequency range	Field strength of fundamental (mV/m)
902 - 928 MHz	50
2400 - 2483.5 MHz	50
5725 - 5875 MHz	50
24.0 - 24.25 GHz	250

## REFERENCE NUMBER(S) OF TEST EQUIPMENT USED

(for reference numbers see test equipment listing)

17 - 24

# CETECOM ICT Services GmbH

Test report nr.: 2\_1848-D/99

Issue Date: 07.12.1999

Page 9 (1)

Equipment under test : T 80  
 Ambient temperature : 23°C  
 Relative humidity : 46%

## FIELD STRENGTH OF HARMONICS

SUBCLAUSE § 15.249 a)

Polarisation of the measurements for the larger power level .: vertical  
 Measurement distance 3 m

FIELD STRENGTH OF HARMONICS								
926.0 MHz			925.0 MHz			926.5 MHz		
f (MHz)	Detector	Level (µV/m)	f (MHz)	Detector	Level (µV/m)	f (MHz)	Detector	Level (µV/m)
1852.0	Peak	128.8	1850.0	Peak	128.8	1853.0	Peak	128.8
3704.0	Peak	101.2	3700.0	Peak	101.2	3706.0	Peak	101.2
Measurement uncertainty			± 3dB					

## LIMIT

SUBCLAUSE § 15.249 a)

Fundamental frequency	Field strength of harmonics (µV/m)
902 - 928 MHz	500
2400 - 2483.5 MHz	500
5725 - 5875 MHz	500
24.0 - 24.25 GHz	2500

REFERENCE NUMBER(S) OF TEST EQUIPMENT USED  
 (for reference numbers see test equipment listing)  
 17 - 24



# CETECOM ICT Services GmbH

Test report nr.: 2\_1848-D/99

Issue Date: 07.12.1999

Page 9 (1)

Equipment under test : T 80  
 Ambient temperature : 23°C  
 Relative humidity : 46%

## EMISSIONS RADIATED OUTSIDE OF THE SPECIFIED FREQUENCY BANDS SUBCLAUSE §15.249 c)

Transmitter operating

Modulated/~~Unmodulated~~\*

\*(Delete whichever is inappropriate)

Measurement distance see table

SPURIOUS EMISSIONS LEVEL (µV/m)								
926.0 MHz			925.0 MHz			926.5 MHz		
f (MHz)	Detector	Level (µV/m)	f (MHz)	Detector	Level (µV/m)	f (MHz)	Detector	Level (µV/m)
1389.0	Peak	89.1	1387.5	Peak	90.2	1389.8	Peak	90.1
2315.0	Peak	102.3	2312.5	Peak	100.2	2316.3	Peak	100.2
3241.0	Peak	95.6	3237.5	Peak	96.1	3242.8	Peak	96.1
Measurement uncertainty			± 3dB					

Limits

SUBCLAUSE § 15.209

Frequency (MHz)	Field strength (µV/m)	Measurement distance (m)
0.009 - 0.490	2400/F(kHz)	300
0.490 - 1.705	24000/F(kHz)	30
1.705 - 30.0	30	30
30 - 88	100	3
88 - 216	150	3
216 - 960	200	3
above 960	500	3

REFERENCE NUMBER(S) OF TEST EQUIPMENT USED

(for reference numbers see test equipment listing)

17 - 24

# CETECOM ICT Services GmbH

Test report no.: 2\_1848-D/99

Issue Date: 07.12.1999

Page 10 (1)

Equipment under test : T 80  
Ambient temperature : 23°C  
Relative humidity : 46 %

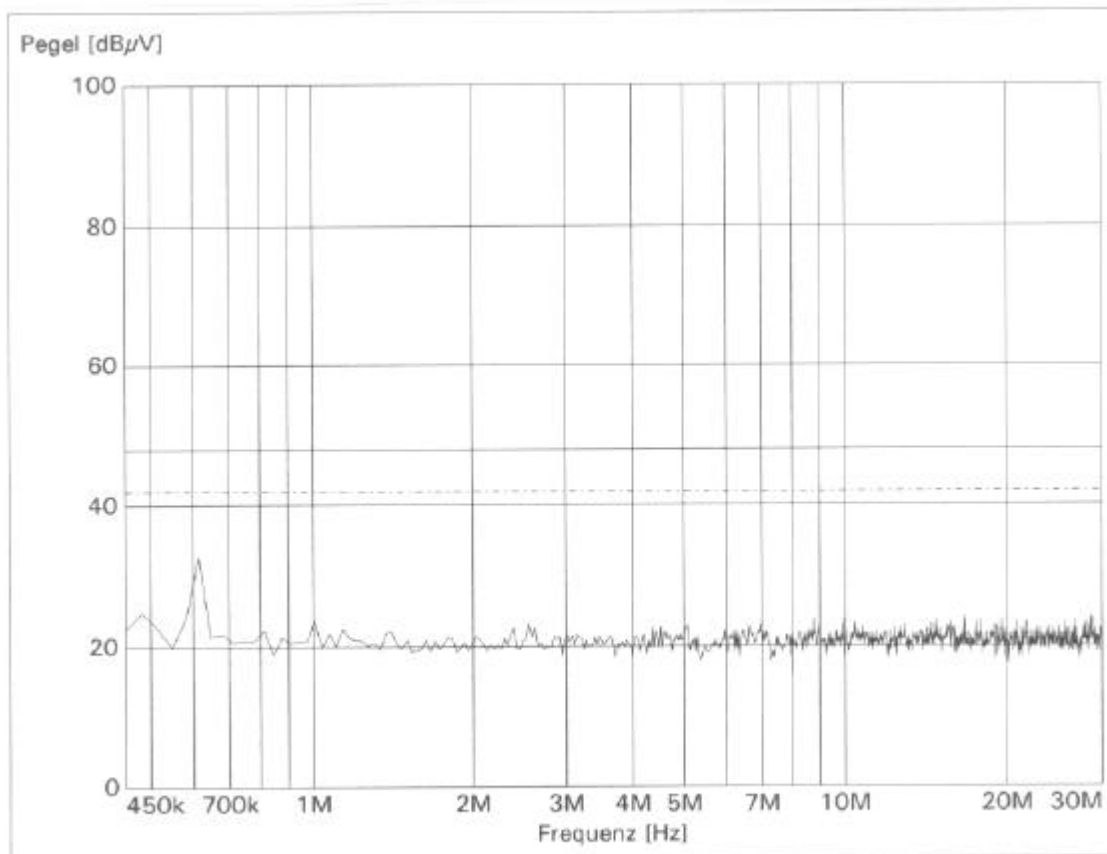
## CONDUCTED EMISSIONS

§ 15.207

Technical specification : 15.207

### Limit

0.45 to 30 MHz	250 $\mu$ V / 47.96 dB $\mu$ V
----------------	--------------------------------



REFERENCE NUMBER(S) OF TEST EQUIPMENT USED  
(for reference numbers see test equipment listing)

51 - 63

# CETECOM ICT Services GmbH

Test report no.: 2\_1848-D/99

Issue Date: 07.12.1999

Page 11 (1)

Equipment under test : HDR 80

Ambient temperature : 23°C

Relative humidity : 46%

## RECEIVER SPURIOUS RADIATION

§ 15.209

### Radiated

SPURIOUS EMISSIONS LEVEL ( $\mu\text{V/m}$ )								
926.0 MHz			925.0 MHz			926.5 MHz		
f (MHz)	Detector	Level ( $\mu\text{V/m}$ )	f (MHz)	Detector	Level ( $\mu\text{V/m}$ )	f (MHz)	Detector	Level ( $\mu\text{V/m}$ )
no	peak's	found	no	peak's	found	no	peak's	found
Measurement uncertainty			$\pm 3 \text{ dB}$					

Measurement distance see table

### Limits

SUBCLAUSE § 15.209

Frequency (MHz)	Field strength ( $\mu\text{V/m}$ )	Measurement distance (m)
0.009 - 0.490	2400/F(kHz)	300
0.490 - 1.705	24000/F(kHz)	30
1.705 - 30.0	30	30
30 - 88	100	3
88 - 216	150	3
216 - 960	200	3
above 960	500	3

REFERENCE NUMBER(S) OF TEST EQUIPMENT USED  
(for reference numbers see test equipment listing)

# CETECOM ICT Services GmbH

Test report no.: 2\_1848-D/99

Issue Date: 07.12.1999

Page 23 (1)

## TEST EQUIPMENT AND ANCILLARIES USED FOR TESTS

To simplify the identification on each page of the test equipment used, on each page of the test report, each item of test equipment and ancillaries such as cables are identified (numbered) by the Test Laboratory, below.

No	Instrument/Ancillary	Type	Manufacturer	Serial No.
01	Spectrum Analyzer	8566 A	Hewlett-Packard	1925A00257
02	Analyzer Display	8566 A	Hewlett-Packard	1925A00860
03	Oscilloscope	7633	Tektronix	230054
04	Radio Analyzer	CMTA 54	Rohde & Schwarz	894 043/010
05	System Power Supply	6038 A	Hewlett-Packard	2848A07027
06	Signal Generator	8111 A	Hewlett-Packard	2215G00867
07	Signal Generator	8662 A	Hewlett-Packard	2224A01012
08	Funktionsgenerator	AFGU	Rohde & Schwarz	862 480/032
09	Regeltrenntrafo	MPL	Erfi	91350
10	Netznachbildung	NNLA 8120	Schwarzbeck	8120331
11	Relais-Matrix	PSU	Rohde & Schwarz	893 285/020
12	Power-Meter	436 A	Hewlett-Packard	2101A12378
13	Power-Sensor	8484 A	Hewlett-Packard	2237A10156
14	Power-Sensor	8482 A	Hewlett-Packard	2237A00616
15	Modulationsmeter	9008	Racal-Dana	2647
16	Frequenzzähler	5340 A	Hewlett-Packard	1532A03899
17	Absorber Schirmkabine	---	MWB	87400/002
18	Spectrum Analyzer	85660 B	Hewlett-Packard	2747A05306
19	Analyzer Display	85662 A	Hewlett-Packard	2816A16541
20	Quasi Peak Adapter	85650 A	Hewlett-Packard	2811A01131
21	RF-Preselector	85685 A	Hewlett-Packard	2833A00768
22	Biconical Antenne	3104	Emco	3758
23	Log. Per. Antenne	3146	Emco	2130
24	Double Ridge Horn	3115	Emco	3088
25	EMI-Testreceiver	ESAI	Rohde & Schwarz	863 180/013
26	EMI-Analyzer-Display	ESAI-D	Rohde & Schwarz	862 771/008
27	Biconical Antenne	HK 116	Rohde & Schwarz	888 945/013
28	Log. Per. Antenne	HL 223	Rohde & Schwarz	825 584/002
29	Relais-Switch-Unit	RSU	Rohde & Schwarz	375 339/002
30	Highpass	HM985955	FSY Microwave	001
31	Amplifier	P42-GA29	Tron-Tech	B 23602
32	Absorber Schirmkabine		Frankonia	
33	Steuerrechner	PSM 7	Rohde & Schwarz	834 621/004
34	EMI Test Receiver	ESMI	Rohde & Schwarz	827 063/010
35	EMI Test Receiver	Display	Rohde & Schwarz	829 808/010

# CETECOM ICT Services GmbH

Test report no.: 2\_1848-D/99

Issue Date: 07.12.1999

Page 23 (1)

## TEST EQUIPMENT AND ANCILLARIES USED FOR TESTS

To simplify the identification on each page of the test equipment used, on each page of the test report, each item of test equipment and ancillaries such as cables are identified (numbered) by the Test Laboratory, below.

No	Instrument/Ancillary	Type	Manufacturer	Serial No.
36	Controler	HD 100	Deisel	100/322/93
37	Relais Matrix	PSN	Rohde & Schwarz	829 065/003
38	Control Unit	GB 016 A2	Rohde & Schwarz	344 122/008
39	Relais Switch Unit	RSU	Rohde & Schwarz	316 790/001
40	Power Supply	6032A	Hewlett Packard	2846A04063
41	Spektrum Monitor	EZM	Rohde & Schwarz	883 720/006
42	Meßempfänger	ESH 3	Rohde & Schwarz	890 174/002
43	Meßempfänger	ESVP	Rohde & Schwarz	891 752/005
44	Biconi Ant. 20-300MHz	HK 116	Rohde & Schwarz	833 162/011
45	Logper Ant. 0.3-1 GHz	HL 223	Rohde & Schwarz	832 914/010
46	Amplifier 0.1-4 GHz	AFS4	Miteq Inc.	206461
47	Logper Ant. 1-18 GHz	HL 024 A2	Rohde & Schwarz	342 662/002
48	Polarisationsnetzwerk	HL 024 Z1	Rohde & Schwarz	341 570/002
49	Double Ridge G Horn Antenne 1-26.5 GHz	3115	EMCO	9107-3696
50	Microw. Sys. Amplifier 0.5- 26.5 GHz	8317A	Hewlett Packard	3123A00105
51				
52				
53				
54				
55				
56				
57				
58				
59				
60				
61				
62				
63				
64				
65				
66				
67				
68				
69				
70				

## PHOTOGRAPHS OF THE EQUIPMENT

RS 80 (Complete system)

Photograph no.: 1



## PHOTOGRAPHS OF THE EQUIPMENT

T 80

Photograph no.: 2



## PHOTOGRAPHS OF THE EQUIPMENT

T 80

Photograph no.: 3





# CETECOM ICT Services GmbH

Test report no.: 2\_1848-D/99

Issue Date: 07.12.1999

Page 23 (1)

## PHOTOGRAPHS OF THE EQUIPMENT

T 80


Photograph no.: 4



**PHOTOGRAPHS OF THE EQUIPMENT**

T 80


Photograph no.: 5



## PHOTOGRAPHS OF THE EQUIPMENT

T 80

Photograph no.: 6



## PHOTOGRAPHS OF THE EQUIPMENT

HDR 80

Photograph no.: 7



## PHOTOGRAPHS OF THE EQUIPMENT

HDR 80

Photograph no.: 8



## PHOTOGRAPHS OF THE EQUIPMENT

HDR 80

Photograph no.: 9



## PHOTOGRAPHS OF THE EQUIPMENT

HDR 80

Photograph no.: 10

