



A D T

## PHOTOGRAPHS OF THE TEST CONFIGURATION

CONDUCTED EMISSION TEST (Test Mode B)






A D T

### CONDUCTED EMISSION TEST (Test Mode C)



### CONDUCTED EMISSION TEST (Test Mode D)





CONDUCTED EMISSION TEST (Test Mode E)









### RADIATED EMISSION TEST (Test Mode A)



## RADIATED EMISSION TEST (Test Mode B)




### RADIATED EMISSION TEST (Test Mode C)






### RADIATED EMISSION TEST (Test Mode D)







### RADIATED EMISSION TEST (Test Mode E)



## RADIATED EMISSION TEST (Test Mode F)





### RADIATED EMISSION TEST (Test Mode G)

